

Total Active Registered Iraqis

61,405

Standard Age and Gender

Age	0-4	5-11	12-17	18-35	36-59	60+	Total	%
Female	2,240	4,585	2,911	8,942	7,853	3,208	29,739	48.4%
Male	2,409	5,063	3,253	10,055	8,131	2,755	31,666	51.6%
Total	4,649	9,648	6,164	18,997	15,984	5,963	61,405	100%
	7.6%	15.7%	10.0%	30.9%	26.0%	9.7%		

Place of Origin

Baghdad	31,987	52.1%
Erbil	6,630	10.8%
Basrah	3,984	6.5%
Anbar	3,737	6.1%
Ninewa	3,640	5.9%
Dahuk	2,518	4.1%
Salah al-Din	1,300	2.1%
Thi-Qar	1,239	2.0%
Diyala	1,051	1.7%
Tameem	997	1.6%
Missan	536	0.9%
Muthanna	529	0.9%
Sulaymaniyah	485	0.8%
Babylon	450	0.7%
Wassit	343	0.6%
Najaf	294	0.5%
Qadisiya	206	0.3%
Kerbala	188	0.3%
Other	1,291	2.1%

Specific Needs

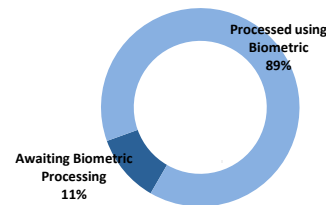
Serious medical condition	6,139	10.0%
Disability	2,265	3.7%
Child at risk	1,949	3.2%
Specific legal and physical protection needs	1,929	3.1%
Woman at risk	1,705	2.8%
Single parent	1,007	1.6%
Older person at risk	738	1.2%
Unaccompanied or separated child	170	0.3%
Total	15,902	25.9%

* An individual can have more than one specific need

Arrivals

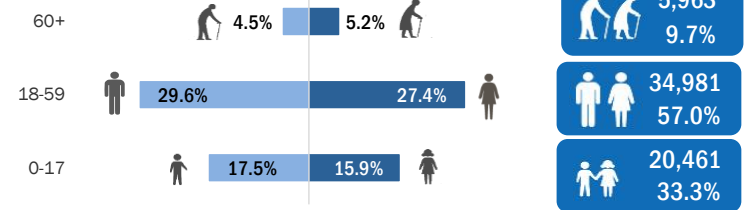
	Arrival	Registration
Pre-2006	4,414	72,669
2006	3,457	4,689
2007	2,296	31,285
2008	1,200	9,761
2009	1,524	6,840
2010	2,176	7,980
2011	2,654	7,767
2012	2,821	4,088
2013	5,068	5,392
2014	17,716	21,541
2015	8,678	9,868
2016	9,259	10,562
2017	142	636

Biometric Statistics (IRIS)



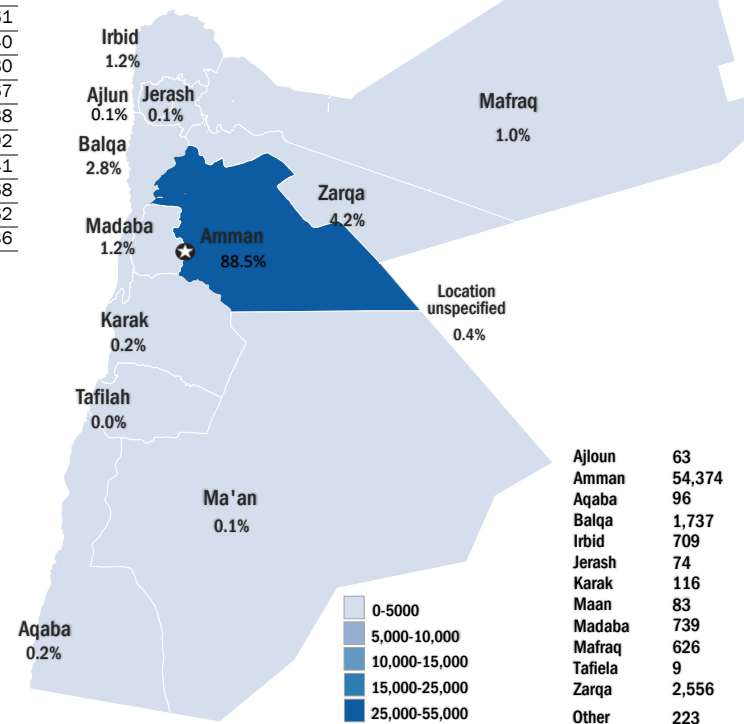
UNHCR Jordan

Age-Gender Breakdown

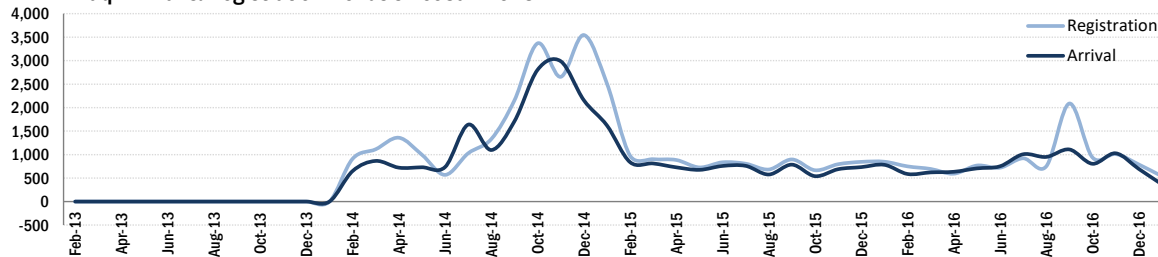


5,963	9.7%
34,981	57.0%
20,461	33.3%

UNHCR Registered Iraqis



Iraqi Arrival & Registration Trends since Jan 2013



Interagency Portal: <http://data.unhcr.org/Syrianrefugees>
 UNHCR on the web: <http://www.unhcr.org> ; <http://www.unhcr.org>
 UNHCR on social network: <http://www.facebook.com/UNHCRJordan> <http://twitter.com/ZaatariCamp>

* Coloured map only reflects refugees living outside camps.