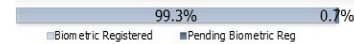


Age and Gender Breakdown by Hosting Location (Biometric Registered)

Age Cohort	Gender	Location			Total	Biometric Registered
		Mtendeli	Nduta	Nyarugusu		
0-4	Male	5,581	11,778	8,018	25,377	51,346
	Female	5,694	12,220	8,055	25,969	
5-11	Male	5,240	11,607	6,942	23,789	47,901
	Female	5,236	11,971	6,905	24,112	
12-17	Male	3,709	8,345	4,044	16,098	33,922
	Female	3,939	10,283	3,602	17,824	
18-59	Male	10,103	20,470	14,950	45,523	95,760
	Female	9,765	23,796	16,676	50,237	
=>60	Male	598	1,116	973	2,687	5,320
	Female	538	1,173	922	2,633	
<b>Total</b>		<b>50,403</b>	<b>112,759</b>	<b>71,087</b>	<b>234,249</b>	
<b>Total (Biometric Registered)</b>		<b>17,763</b>	<b>46,600</b>	<b>22,924</b>		

Population of Concern Distribution by Arrival Period/Hosting Location

Origin Country	Pre-Influx Pop	Post April 2015 (Influx)										Pop of Concern (Pre-Influx + Post April 2015)		
		Nyarugusu		Nduta		Mtendeli		Transit Center	Total Post April 2015 (Influx)		Total	%		
		Arrivals	Births	Arrivals	Births	Arrivals	Births		Arrivals	Births				
Burundi	2,440	58,262	3,558	115,278	1,862	49,450	1,339	264	223,254	6,759	230,013	232,453	77.2%	
Congo (DR)	59,363	8,612	288						8,612	288	8,900	68,263	22.7%	
Rwanda	77	23							23		23	100	0.0%	
Uganda	13	1							1		1	14	0.0%	
Sudan	9	2							2		2	11	0.0%	
Kenya	9	1							1		1	10	0.0%	
Others	62	10							10		10	72	0.0%	
<b>Total</b>	<b>61,973</b>	<b>66,911</b>	<b>3,846</b>	<b>115,278</b>	<b>1,862</b>	<b>49,450</b>	<b>1,339</b>	<b>264</b>	<b>231,903</b>	<b>7,047</b>	<b>238,950</b>	<b>300,923</b>	<b>100.0%</b>	
		<b>70,757</b>		<b>117,140</b>		<b>50,789</b>								



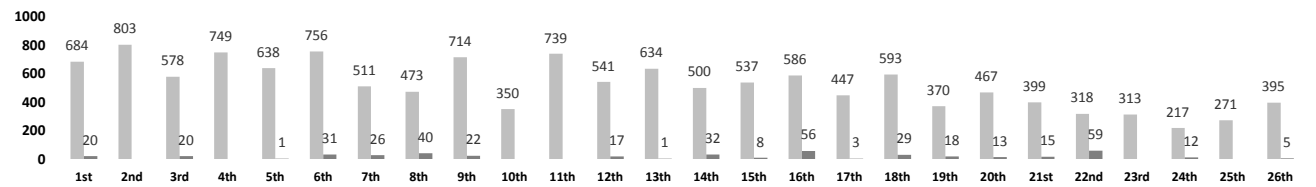
238,950	New Arrivals/ Births
234,249	Biometric Reg
4,701	Pending Biometric Reg
132,730	Nyarugusu Camp (Pre-Influx + Influx)
117,140	Nduta Camp
50,789	Mtendeli Camp
264	Lumasi Transit Center
300,923	Total Population



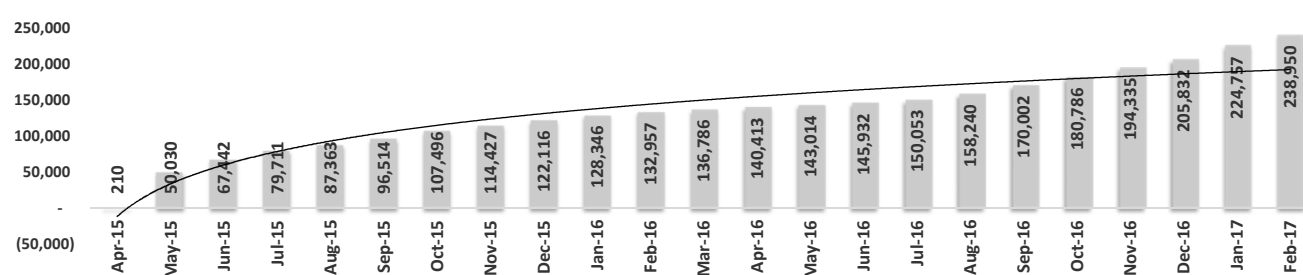
Place of Origin (Biometric Registered)

Origin Country	Province	Male	Female	Total	%
Burundi	Makamba	34,710	33,857	68,567	29%
	Ruyigi	20,499	23,138	43,637	19%
	Bururi	7,776	8,263	16,039	7%
	Muyinga	11,922	12,447	24,369	10%
	Rutana	8,162	8,815	16,977	7%
	Cankuzo	5,666	6,074	11,740	5%
	Kirundo	6,125	6,180	12,305	5%
	Gitega	2,715	3,675	6,390	3%
	Bujumbura Mairie	2,349	2,997	5,346	2%
	Karuzi	2,711	4,015	6,726	3%
	Bujumbura Rural	1,877	2,041	3,918	2%
	Ngozi	2,098	2,288	4,386	2%
	Kayanza	620	707	1,327	1%
	Cibitoke	481	529	1,010	0%
Muramvya	430	602	1,032	0%	
Bubanza	376	423	799	0%	
Mwaro	137	198	335	0%	
Congo DR	Sud Kivu (ADM1)	4,438	4,091	8,529	4%
	Nord Kivu	279	302	581	0%
	Katanga	76	100	176	0%
	Kinshasha	8	11	19	0%
	Kasai Oriental	0	3	3	0%
Bas Congo	3	3	6	0%	
Rwanda/Others	Butare	16	7	23	0%
	Others	0	8	8	0%
Uganda	Others	1	1	2	0%
<b>Total</b>		<b>113,474</b>	<b>120,775</b>	<b>234,249</b>	<b>100%</b>

February-2017 Daily Arrivals



Cumulative Arrivals (Month to Month)



The current Burundi refugee situation in Tanzania began late April 2015. The months that followed saw significantly high number of persons of concern arriving in Tanzania, mainly through Kagunga, a tiny border village along Lake Tanganyika and other entry points in Kigoma region. The population was relocated to Nyarugusu camp, which was already host to 65,000 persons of concern, mainly DR Congolese. The camp quickly ran out of capacity to host the new population, prompting the opening of a new camp, Nduta, in Kibondo district on 07-Oct-2015. Nduta's capacity has been put at 50,000. Another camp, Mtendeli in Kakonko district, also began officially receiving refugees from Burundi on 14-Jan-2016. The two new camps will host Burundian refugees, while other nationals fleeing the Burundi situation, mostly DR Congolese will continue to be hosted in Nyarugusu.