

Iraq - CCCM Settlement status Report

From 20 January to 20 February 2017



This Report provides information on the various types of IDP locations in Iraq. CCCM area of response is the IDPs living in temporary Settlements, this report is about the formal category of them. Formal Settlements are camps, collective centres, reception/transit centres, & dispersed transit centre.

Key Information

Total IDPs in Iraq
(source DTM IOM) **3,022,164**

IDPs per settlement categories

CCCM Population of concern

Number of IDPs % of total IDPs

IDPs in temporary settlements

1,226,305 **40.6%**

IDPs in formal settlements

780,385 **26%**

IDPs in humanitarian area of response

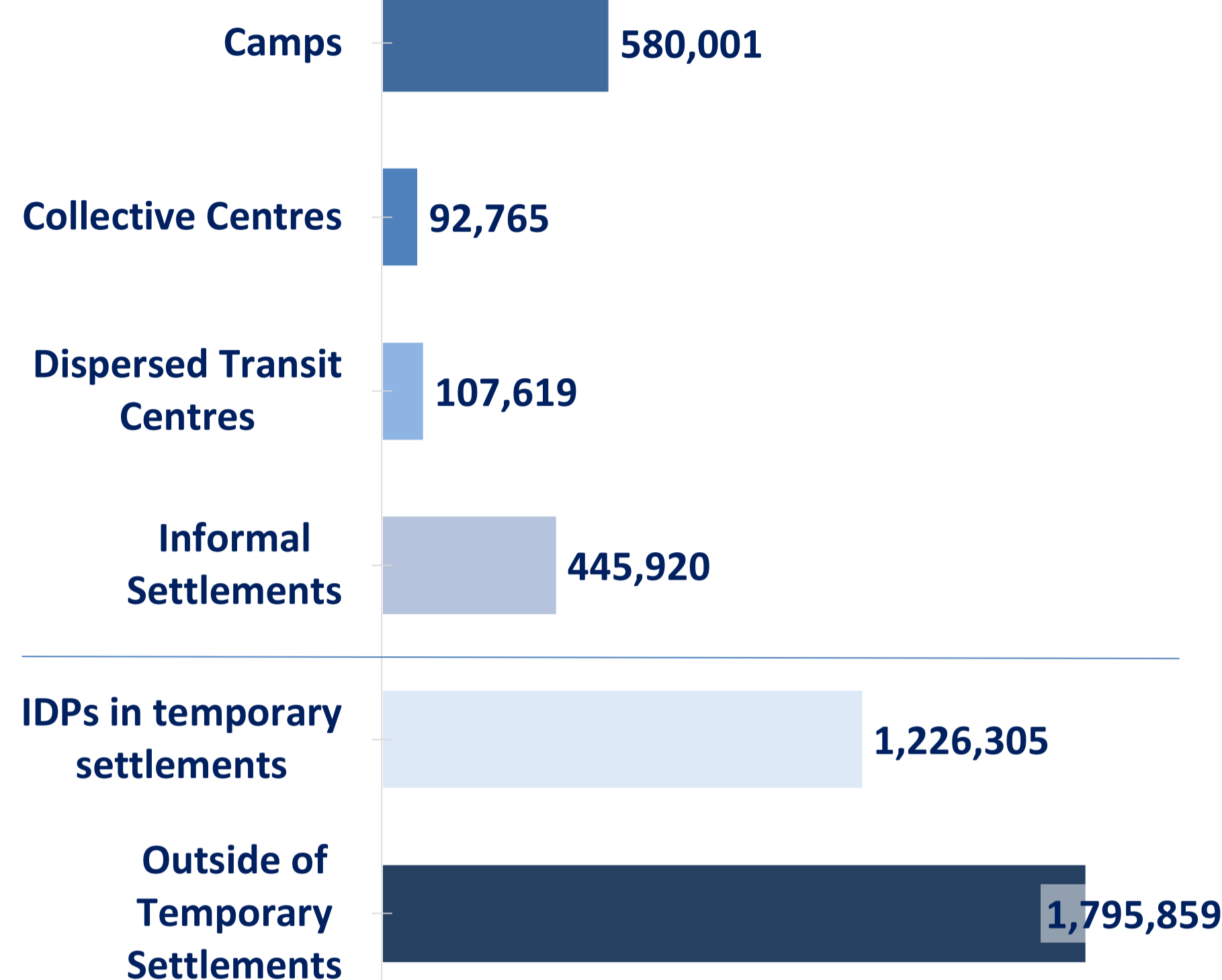
Number of IDPs % of total IDPs

IDPs in KRI Region in formal settlements

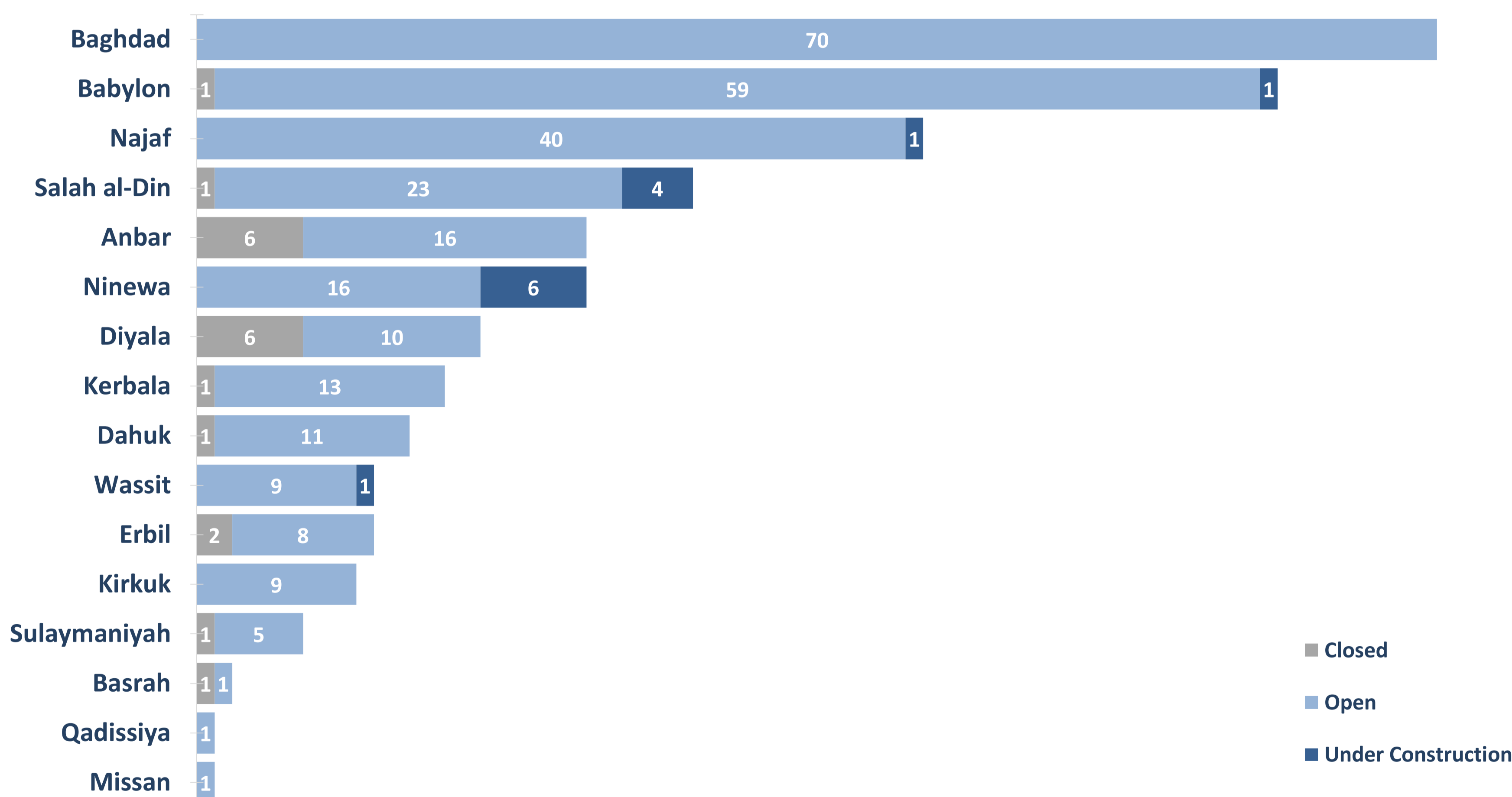
327,813 **11%**

IDPs in formal settlements (non-KRI Region)

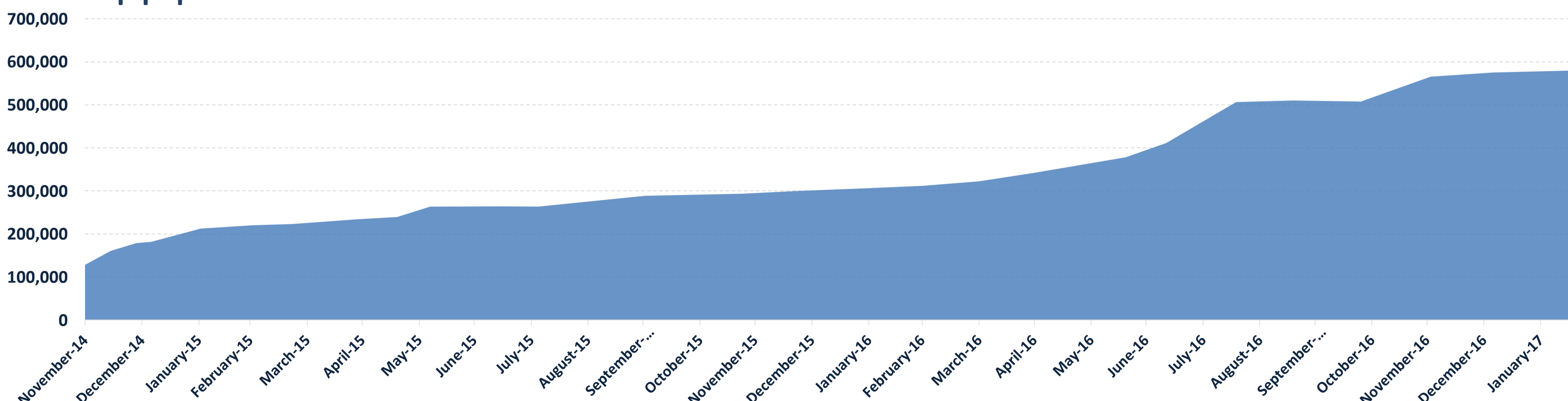
452,572 **15%**



Number of formal IDP settlements per governorate in Iraq



IDP camp population since November 2014



Iraq - CCCM Settlement status Report

From 20 January to 20 February 2017

Camps section

IDPs in Kurdistan Region* of Iraq									
#	Governorate	District	Camp	Current population individuals	Current capacity in plots	Plots Available	Camp management	Construction lead	Camp status
TOTAL KRI Region of Iraq				314,665	75,073	11,100			
Dahuk				140,001	26,961	52			
1	Dahuk	Sumel	Bajet Kandala	11,227	2,460	-	B.R.H.A	UNHCR	Full
2	Dahuk	Sumel	Kabarto 1	13,754	3,000	-	B.R.H.A	Government	Full
3	Dahuk	Sumel	Kabarto 2	13,750	168	-	B.R.H.A	Government	Full
4	Dahuk	Sumel	Khanke	15,983	3,120	-	B.R.H.A	UNHCR	Full
5	Dahuk	Sumel	Rwanga Community	14,762	3,000	-	B.R.H.A	Rwanga foundation	Full
6	Dahuk	Sumel	Shariya	16,437	4,000	-	B.R.H.A	AFAD	Full
7	Dahuk	Zakho	Berseve 1	10,504	2,500	52	B.R.H.A	AFAD	Full
8	Dahuk	Zakho	Berseve 2	9,314	1,820	-	B.R.H.A	UNHCR	Full
9	Dahuk	Zakho	Chamishku	26,484	4,993	-	B.R.H.A	Government	Full
10	Dahuk	Zakho	Darkar	3,898	1,000	-	B.R.H.A	UN-Habitat	Full
11	Dahuk	Zakho	Dawadia	3,888	900	-	B.R.H.A	IOM / UN-Habitat	Full
Ninewa				124,800	35,170	8,664			
12	Ninewa	Akre	Bardarash	11,613	2,898	-	B.R.H.A	Government	Full
13	Ninewa	Akre	Mamilian	5,409	3,000	500	B.R.H.A	Government	Open
14	Ninewa	Hamdaniya	Hasansham U2	-	-	-	None	UNHCR	Under Construction
15	Ninewa	Hamdaniya	Hasansham U3	10,191	1,936	-	BCF - ERC	UNHCR	Full
16	Ninewa	Hamdaniya	Khazer M1	28,553	7,000	400	BCF - ERC	MoMD	Open
17	Ninewa	Hamdaniya	Hasansham M2	24,536	5,000	717	BCF - ERC	MoMD	Open
18	Ninewa	Hamdaniya	Qaymawa (Zelikan)	5,288	1,029	-	B.R.H.A	UNHCR	Full
19	Ninewa	Hamdaniya	Chamakor	-	2,400	2,400	Not Available	UNHCR	Under Construction
20	Ninewa	Shikhan	Essian	14,928	3,003	-	B.R.H.A	Government	Full
21	Ninewa	Shikhan	Mamrashan	5,306	1,012	232	B.R.H.A	UNHCR WHH PWJ	Open
22	Ninewa	Shikhan	Nargizlia 1	7,568	2,656	1,379	B.R.H.A	MoMD	Open

Iraq - CCCM Settlement status Report

From 20 January to 20 February 2017

#	Governorate	District	Camp	Current population individuals	Current capacity in plots	Plots Available	Camp management	Construction lead	Camp status
21	Ninewa	Shikhan	Nargizlia 2	-	-	-	B.R.H.A	MoMD	Under Construction
22	Ninewa	Shikhan	Sheikhan	5,307	1,004	4	B.R.H.A	IOM/IHP/UK-AID	Full
23	Ninewa	Shikhan	Zelikan (new)	-	-	-	B.R.H.A	MoMD	Under Construction
24	Ninewa	Telafar	Amalla	-	3,032	3,032	B.R.H.A	UNHCR	Open
25	Ninewa	Tilkaif	Garmawa	6,101	1,200	-	B.R.H.A	UNHCR	Full
Erbil				30,492	7,306	802			
26	Erbil	Erbil	Baharka	4,191	991	129	BCF - ERC	UNHCR	Open
27	Erbil	Erbil	Harshm	1,526	300	-	BCF - ERC	Government	Full
28	Erbil	Erbil	Ankawa 2	7,200	1,200	-	Church	Church	Full
29	Erbil	Makhmur	Mousil governorate camp	160	160	-	ERC-BCF	MoMD	Full
30	Erbil	Makhmur	Debaga 1	8,448	2,440	80	BCF - ERC	ERC MoMD	Open
31	Erbil	Makhmur	Debaga 2	7,068	1,617	271	BCF - ERC	UNHCR	Full
32	Erbil	Makhmur	Debaga Stadium	1,899	598	322	BCF - ERC	UNHCR	Open
Sulaymaniyah				19,372	5,636	1,582			
33	Sulaymaniya	Sulaymaniya	Arbat IDP	2,105	416	-	Government	UNHCR	Full
34	Sulaymaniya	Sulaymaniya	Ashti IDP	13,333	2,628	-	Government	UNHCR	Full
35	Sulaymaniyah	Chamchamal	Barzinja	237	152	102	YAO	UN-Habitat UNDP	Open
36	Sulaymaniya/Diyala	Kalar	Qoratu	1,401	1,040	630	YAO	UNHCR KURDS	Open
37	Sulaymaniya	Dokan	Suradesh	-	400	400	Not Available	Government	Open
38	Sulaymaniya	Kalar	Tazade	2,296	1,000	450	YAO	Government	Open

Iraq - CCCM Settlement status Report

From 20 January to 20 February 2017



IDPS in other regions of Iraq (non KR-I)									
#	Governorate	District	Camp	Current population individuals	Current capacity in plots	Plots Available	Camp management	Construction lead	Camp status
TOTAL other regions of Iraq				265,336	45,869	8,122			
Anbar				98,964	12,479	1,989			
39	Anbar	Ramadi	Al-Khalidiya Central camp	5,036	2,000	-	Saba Salabol NGO / Local Authorities	MoMD UNHCR	Full
40	Anbar	Ramadi	Al-Khalidiya Markazi camp	6,113	830	-	Saba Salabol NGO / Local Authorities	MoMD UNHCR Local Authorities ISHO RIRP	Full
41	Anbar	Ramadi	Kilo 18	7,932	200	-	Anbar Governorate	Government	Full
42	Anbar	Ramadi	Kilo 60 / Al wafaa	414	300	-	Mayor of Al-Wafaa sub district	Government	Full
43	Anbar	Falluja	Al-Khalidiya Semi-perminant camp	482	90	-	Local city council	UNHCR MA	Full
44	Anbar	Falluja	Al-Qasir Camp	14,194	620	-	Saba Salabol NGO / Local Authorities	MoMD UNHCR Muslim Aid RIRP Local Authorities	Full
45	Anbar	Falluja	Amriyat Al-Fallujah Camp	42,366	5,719	1,928	Saba Salabol NGO / Amriyat Al-Fallujah DC / Amal Al-Manshoud / AMF	MoMD UNHCR Local Authorities ISHO	Open
46	Anbar	Falluja	Habbaniya Tourist City camp	6,081	720	-	local authorities	MoMD UNHCR ISHO RIRP Local Authorities	Full
47	Anbar	Falluja	Bezabize Central Camp	16,346	2,000	61	Saba Salabol NGO / UMIS / IDPs / AFAD	UNHCR ISHO RIRP Muslim Aid MoMD Local Authorities	Full
Babylon				-	-	-			
48	Babylon		Babylon tbc	-	-	-	None	Government	Under Construction
Baghdad				19,512	5,597	389			
49	Baghdad	Abu Ghraib	Al-Amal / Nassir Wa Salam Caravans	579	200	-	BPC	ISHO / UNHCR	Full
50	Baghdad	Abu Ghraib	Albu Suliman	4,758	800	-	Saba Salabol NGO	MoMD	Full
51	Baghdad	Abu Ghraib	Shooting Camp / Al Ahel	917	272	-	BPC	BPC	Full
52	Baghdad	Abu Ghraib	Al-Bakreeia Camp	724	100	-	BPC	Private	Full
53	Baghdad	Adhamia	Adhamia	590	400	-	BPC	Baghdad Governorate	Full
54	Baghdad	Al Resafa	Al-Nabi Younis	2,868	400	-	Government	Baghdad Governorate	Full
55	Baghdad	Al Resafa	Zayona	548	143	-	Church	Not Available	Full
56	Baghdad	Karkh	Al Jamea'a	504	98	-	Local authorities	MoMD	Full
57	Baghdad	Karkh	Al salam / al takia al kasnazania	2,291	1,400	70	Al Takiya Office	ISHO / UNHCR	Full
58	Baghdad	Karkh	Dora Center	485	110	-	BPC via Al-Amal Al-Manshoud NGO	ISHO / UNHCR	Full
59	Baghdad	Karkh	kadhra'a	759	125	-	BPC	UNHCR via its partner (Muslim Aid)	Full
60	Baghdad	Karkh	Scout Camp / Gazaliya	1,367	250	-	BPC	ISHO / UNHCR and Anbar Governorate	Full
61	Baghdad	Mahmoudiya	Al Wahda Camp	85	160	-	BPC	IOM	Full

Iraq - CCCM Settlement status Report

From 20 January to 20 February 2017

#	Governorate	District	Camp	Current population individuals	Current capacity in plots	Plots Available	Camp management	Construction lead	Camp status
62	Baghdad	Mahmoudiya	Al Yusifiya	363	325	-	Local authorities	ISHO / UNHCR	Full
63	Baghdad	Mahmoudiya	Albo Haies	350	70	-	Saba Salabol NGO	MoMD	Full
64	Baghdad	Mahmoudiya	Check Point 75	36	88	-	BPC	IOM	Full
65	Baghdad	Mahmoudiya	Latifiya 1	256	-	-	BPC	Not Available	Open
66	Baghdad	Mahmoudiya	Latifiya 2	90	-	-	BPC	Not Available	Open
67	Baghdad	Mahmoudiya	Latifiya 3	486	81	-	local authorities	Muslim Aid / UNHCR	Full
68	Baghdad	Mahmoudiya	Sader Al Yousifiya	36	325	319	BPC	IOM	Open
69	Baghdad	Mahmoudiya	Uwayrij	1,420	250	-	other	Not Available	Full
Diyala				7,014	2,362	743			
70	Diyala	Ba'quba	Muskar Saad Camp	1,038	250	-	MoMD	MoMD	Full
71	Diyala	Khanaqin	Al-Wand 1	4,139	1,600	713	YAO	MoMD/ASHUR	Open
72	Diyala	Khanaqin	Al-Wand 2	1,837	512	30	YAO	UNHCR	Full
Kerbalah				7,800	1,300	-			
73	Kerbalah		Al-Kawthar Camp	7,800	1,300	-	MoMD	MoMD	Full
Kirkuk				38,027	7,755	2,544			
#	Governorate	District	Camp	Current population individuals	Current capacity in plots	Plots Available	Camp management	Construction lead	Camp status
74	Kirkuk	Daquq	Laylan IDP	10,641	1,800	-	IRD	UNHCR/IRD	Full
75	Kirkuk	Daquq	Laylan 2	4,538	1,000	95	IRD	UNHCR/IRD	Open
76	Kirkuk	Daquq	Laylan C	306	2,500	2,449	IRD	MoMD	Open
77	Kirkuk	Daquq	Daquq	9,063	1,600	-	IRD	UNHCR/IRD	Full
78	Kirkuk	Daquq	Nazrawa	10,040	415	-	IRD	UNHCR/IRD	Full
79	Kirkuk	Daquq	Yahyawa	3,439	440	-	AFAD & TIKAN	AFAD TIKAN	Full
Missan				467	100	-			
80	Missan	Amara	Eyes of Missan	467	100	-	MoMD	UN-Habitat	Full
Najaf				507	500	-			
81	Najaf	Najaf	Najaf RHU Camp	507	500	-	MoMD local authorities	UNHCR	Full
82	Najaf		Najaf tbc	-	-	-	None	Government	Under Construction

Iraq - CCCM Settlement status Report

From 20 January to 20 February 2017

Ninewa				50,689	9,186	22			
83	Ninewa	Mosul	Qayyarah-Jad'ah	24,856	4,500	-	MoMD	MoMD	Full
84	Ninewa	Mosul	Qayyarah Airstrip	20,642	3,440	-	DRC	IOM	Full
85	Ninewa	Mosul	Hamam Al Alil	-	-	-	None	MoMD	Under Construction
86	Ninewa	Mosul	Haj Ali	5,191	1,246	22	CAOFISR	IOM	open
87	Ninewa	Hamdaniya	As Salamyiah	-	-	-	None	Government	Under Construction
Qadisiya				9	-	-			
88	Qadisiya	Al-Hamdaniya	Diwania camp	9	-	-	Government	Not Available	Open
Salah al-Din				42,347	6,590	2,435			
89	Salah al-Din	Al-Daur	Al-Hardania	1,638	200	-	Government	Local authority/MoMD	Full
90	Salah al-Din	Baiji	Asmeda Transit camp	1,800	300	-	Government	MoMD	Full
91	Salah al-Din	Baiji	Silo Al Hiji (RC)	1,182	200	-	Government	MoMD	Full
92	Salah al-Din	Balad	Al-Iraq Al-Muahad	3,078	500	-	Not Available	Local authority/MoMD	Full
93	Salah al-Din	Samarra	Al Abassia	-	65	-	local authorities & PMF Unit (Badr)	Local authority/MoMD	Full
94	Salah al-Din	Samarra	Al-Hwesh	1,080	190	-	MoMD	Local authority/MoMD	Full
95	Salah al-Din	Shirqat	Basateen Al Sheuokh	-	-	-	None	UNDP	Under Construction
96	Salah al-Din	Tikrit	Al Safyh	-	662	662	Government	MoMD	Open
97	Salah al-Din	Tikrit	Al Sh'hamah	2,225	2,223	1,773	Government	MoMD	Open
98	Salah al-Din	Tikrit	Al-Alam 1	2,964	500	-	Government	MoMD / UNHCR	Full
99	Salah al-Din	Tikrit	Al-Alam 2	4,380	750	-	Government	MoMD / UNHCR	Full
100	Salah al-Din	Tikrit	Al-Alam 3	-	-	-	None	MoMD / UNHCR	Under Construction
101	Salah al-Din	Tikrit	Hajaj Camp	24,000	1,000	-	Government	Government	Full
102	Salah al-Din	Tikrit	Olympic Stadium	-	-	-	None	UNHCR	Under Construction
103	Salah al-Din	Tikrit	Tal al-Seebbat	-	-	-	None	MoMD	Under Construction
Wassit				-	-	-			
104	Wassit	Kut	Kut Spot city	-	-	-	None	Government	Under Construction
TOTAL Iraq in formal camps				580,001	120,942	19,222			

* Camps geographically located in Ninewa Governorate, but managed by the Dahuk administration (DMC/BRHA)

** Sites considered as Transit Centre Camp

Iraq - CCCM Settlement status Report

From 20 January to 20 February 2017

Collective Centres section

#	Governorate	District	Collective Centres	Current population individuals	Current capacity in plots	Capacity available	Management	Construction lead	Status
Anbar total				5,582	756	-			
1	Anbar	Ramadi	Al Khaldiya CCs	864	144	-	Local authorities	Not Available	Open
2	Anbar	Falluja	Albo Hoory	1,320	-	-	By IDPs	Not Available	Open
3	Anbar	Falluja	Albu Hoory School	132	22	-	Other	Not Available	Open
4	Anbar	Ramadi	Hay Al-Askary school	210	35	-	By IDPs	Not Available	Open
5	Anbar	Falluja	Hospitalty Houses	1,812	302	-	By IDPs	Not Available	Open
6	Anbar	Ramadi	Al-Ameen Al-khalidiyah secondary school	1,190	244	-	Government	Not Available	Open
7	Anbar	Ramadi	Sport Club	54	9	-	By IDPs	Not Available	Open
Babylon total				10,162	1,647	90			
8	Babylon	Al-Musayab	Al- Sadda- AlMuhnawea - village 3 - Al Sada	45	7	-	IDPs rep.	Not Available	Open
9	Babylon	Al-Musayab	Al- Sadda- Al-Zahraa	33	5	-	IDPs rep.	Not Available	Open
10	Babylon	Al-Musayab	Anana village- Al-Sayeeh	72	13	-	IDPs rep.	Not Available	Open
11	Babylon	Al-Musayab	Bab Al- Mashahd	85	10	-	IDPs rep.	Not Available	Open
12	Babylon	Al-Musayab	Babylon Hotel 1	492	86	-	local authorities	Not Available	Open
13	Babylon	Al-Musayab	Hay Al Tineya (informal)	46	11	-	IDPs rep.	Not Available	Open
14	Babylon	Al-Musayab	Husseiniyat Al-Guwam	25	5	-	IDPs rep.	Not Available	Open
15	Babylon	Al-Musayab	Husseiniyat Al- Taf	17	4	-	IDPs rep.	Not Available	Open
16	Babylon	Al-Musayab	Mahawil	132	22	-	Not Available	Not Available	Open
17	Babylon	Al-Musayab	Maukib Al-Sidiqa Fatima Al-Zahraa	26	5	-	IDPs rep.	Not Available	Open
18	Babylon	Al-Musayab	Musayab	102	17	-	Not Available	Not Available	Open
19	Babylon	Al-Musayab	Qass Sualim complex	2,500	450	-	local authorities	Not Available	Open
20	Babylon	Hashimiya	Al- Nikhela village	72	12	-	IDPs rep.	Not Available	Open
21	Babylon	Hashimiya	Albu Fayadh	67	11	-	IDPs rep.	Not Available	Open
22	Babylon	Hashimiya	Albu Saabar	66	12	-	IDPs rep.	Not Available	Open
23	Babylon	Hashimiya	Al-Mazeiadeiah	18	4	-	IDPs rep.	Not Available	Open
24	Babylon	Hashimiya	Bermana village	71	12	-	IDPs rep.	Not Available	Open

Iraq - CCCM Settlement status Report

From 20 January to 20 February 2017

#	Governorate	District	Collective Centres	Current population individuals	Current capacity in plots	Capacity available	Management	Construction lead	Status
25	Babylon	Hashimiya	Habib Hussein al Mustafa	40	236	-	IDPs rep.	Not Available	Open
26	Babylon	Hashimiya	Husainiya Aaimmat AL-Baqeea	23	5	-	IDPs rep.	Not Available	Open
27	Babylon	Hashimiya	Husseiniat wamasjid Abdallah Al-Radheea	21	5	-	IDPs rep.	Not Available	Open
28	Babylon	Hashimiya	Husseiniat wamasjid Imam Hussein	21	5	-	IDPs rep.	Not Available	Open
29	Babylon	Hashimiya	Husseiniyat Abo-Thar Al- Ghifari	15	4	-	IDPs rep.	Not Available	Open
30	Babylon	Hashimiya	Masjid Wahusseiniat Saqi Atasha Al-Taf Al- Abbas	25	6	-	IDPs rep.	Not Available	Open
31	Babylon	Hashimiya	Maukib Al-Sada Al-Rufeashat	47	9	-	IDPs rep.	Not Available	Open
32	Babylon	Hashimiya	Maukib Al-Safeer	23	6	-	IDPs rep.	Not Available	Open
33	Babylon	Hashimiya	Maukib Wahusseiniat Al-Imam Al-Hussein	28	6	-	IDPs rep.	Not Available	Open
34	Babylon	Hashimiya	The previous party governmental building	113	18	-	IDPs rep.	Not Available	Open
35	Babylon	Hilla	Abo- Gharag Al-Awsat	37	6	-	IDPs rep.	Not Available	Open
36	Babylon	Hilla	Al Kafal - Khan Sayed Nour	48	8	-	IDPs rep.	Not Available	Open
37	Babylon	Hilla	Al Kafel Um Kafsh	21	4	-	IDPs rep.	Not Available	Open
38	Babylon	Hilla	Al Kasim	17	99	-	IDPs rep.	Not Available	Open
39	Babylon	Hilla	Al-Manama primery school Babil Midhatia Hay Al-	97	19	-	IDPs rep.	Not Available	Open
40	Babylon	Hilla	Al-Nawaris primery school	53	12	-	IDPs rep.	Not Available	Open
41	Babylon	Hilla	Ammar Bin Yasir school	122	21	-	IDPs rep.	Not Available	Open
42	Babylon	Hilla	Hilla	438	73	-	Not Available	Not Available	Open
43	Babylon	Hilla	Husseiniat Fatimat AL-Zahraa Maukib Um Al-Masaib Zainab	32	6	-	IDPs rep.	Not Available	Open
44	Babylon	Hilla	Husseiniyat Ahabab Al- Hussein- Kareem Thiyab	36	6	-	IDPs rep.	Not Available	Open
45	Babylon	Hilla	Husseiniyat Aamiat Al- Baqieaa	39	7	-	IDPs rep.	Not Available	Open
46	Babylon	Hilla	Husseiniyat Ahali Baghdad	41	7	-	IDPs rep.	Not Available	Open
47	Babylon	Hilla	Husseiniyat Ahel Al-Bait Al- Haj Obaid	57	9	-	IDPs rep.	Not Available	Open
48	Babylon	Hilla	Husseiniyat Ali Al-Akbar	65	8	-	IDPs rep.	Not Available	Open
49	Babylon	Hilla	Husseiniyat Al- Taf	33	6	-	IDPs rep.	Not Available	Open
50	Babylon	Hilla	Kifill	156	26	-	Not Available	Not Available	Open
51	Babylon	Hilla	Maukib Abbis Al-Shakeri	44	7	-	IDPs rep.	Not Available	Open
52	Babylon	Hilla	Maukib Al- Imma Al-Mehdi 1	25	5	-	IDPs rep.	Not Available	Open

Iraq - CCCM Settlement status Report

From 20 January to 20 February 2017

#	Governorate	District	Collective Centres	Current population individuals	Current capacity in plots	Capacity available	Management	Construction lead	Status
53	Babylon	Hilla	Mawkib Al- Imma Al-Mehdi 2	46	6	-	IDPs rep.	Not Available	Open
54	Babylon	Hilla	Mawkib Al- Immam Al-Hassan Al- Sibt-	17	4	-	IDPs rep.	Not Available	Open
55	Babylon	Hilla	Mawkib Qatiea Al-Kafain	88	16	-	IDPs rep.	Not Available	Open
56	Babylon	Hilla	Mawkib Sabeel Al-Najat	53	7	-	IDPs rep.	Not Available	Open
57	Babylon	Hilla	Mawkib wa Husseiniyat Azaa Al- Saiyda Zainab	17	4	-	IDPs rep.	Not Available	Open
58	Babylon	Hilla	The apartments	56	10	-	IDPs rep.	Not Available	Open
59	Babylon	Hilla	The Women Union building	24	5	-	IDPs rep.	Not Available	Open
60	Babylon	Mahawil	Al Imam - The agriculture building	95	21	-	IDPs rep.	Not Available	Open
61	Babylon	Mahawil	Al- Meshtal- Hissin Jaffar	28	5	-	IDPs rep.	Not Available	Open
62	Babylon	Mahawil	Al Neshaihs	130	23	-	IDPs rep.	Not Available	Open
63	Babylon	Mahawil	Babylon Complex	3,500	126	-	Not Available	Not Available	Open
64	Babylon	Mahawil	Babylon Hotel 2	438	90	90	Hotel Manager - Ministry of Tourism	Not Available	Open
65	Babylon	Mahawil	Maokib Habeeb Bin Mudhahir Al-Asady	22	5	-	IDPs rep.	Not Available	Open
66	Babylon	Mahawil	Maukib Ansar Al-Imam Al-Hujja	62	10	-	IDPs rep.	Not Available	Open
Baghdad total				10,884	806	-			
67	Baghdad	Abu Ghraib	Al-Mustafa School	162	20	-	IDPs rep.	Not Available	Full
68	Baghdad	Abu Ghraib	AL-Shams collective centre	2,017	-	-	Not Available	Not Available	Full
69	Baghdad	Abu Ghraib	Alwat Al-Zaitoon	84	14	-	Not Available	Not Available	Full
70	Baghdad	Abu Ghraib	Amairat Residential Complex / Al-Shams	174	29	-	Local authorities	Not Available	Full
71	Baghdad	Abu Ghraib	Culture club building	210	35	-	By IDPs	Not Available	Full
72	Baghdad	Adhamia	Adhamia Wooden partitions	909	-	-	Local authorities	Not Available	Open
73	Baghdad	Adhamia	Al Nidaa Mosque	318	40	-	Sunni Endowment	Not Available	Open
74	Baghdad	Adhamia	Name less School	103	-	-	Not Available	Not Available	Open
75	Baghdad	Al Resafa	Al Hadhraa Al-Qadiriya Mosque	96	16	-	Sunni Endowment	Not Available	Open
76	Baghdad	Al Resafa	Al Raheem Mosque	306	11	-	Sunni Endowment	Not Available	Open
77	Baghdad	Al Resafa	Al-Israa Wa Al-Ma`araj Mosque	42	-	-	Not Available	Not Available	Open
78	Baghdad	Al Resafa	Al-Jawaden Mosque	62	-	-	Not Available	Not Available	Open
79	Baghdad	Al Resafa	Al-Khuld School	85	-	-	Not Available	Not Available	Open

Iraq - CCCM Settlement status Report

From 20 January to 20 February 2017

#	Governorate	District	Collective Centres	Current population individuals	Current capacity in plots	Capacity available	Management	Construction lead	Status
80	Baghdad	Al Resafa	Al-Miqdam Kindergarten	98	-	-	Not Available	Not Available	Open
81	Baghdad	Al Resafa	Al-Rafidayn School	57	-	-	Not Available	Not Available	Open
82	Baghdad	Al Resafa	Al-Rasheed Hospital Settlement	124	-	-	Not Available	Not Available	Open
83	Baghdad	Al Resafa	Al-Shura School	72	-	-	Not Available	Not Available	Open
84	Baghdad	Al Resafa	Al-Soor Mosque	111	-	-	Not Available	Not Available	Open
85	Baghdad	Al Resafa	Ayimmat Al-Baqie Mosque	87	-	-	Not Available	Not Available	Open
	Baghdad	Al Resafa	Hasan Al-Mojtaba Mosque	76	-	-	Not Available	Not Available	Open
	Baghdad	Al Resafa	Secretary II / Collector righteous	60	10	-	Sunni Endowment	Not Available	Open
	Baghdad	Al Resafa	Sit Nafisa Mosque	42	7	-	Sunni Endowment	Not Available	Open
	Baghdad	Al Resafa	Ukadh School	122	-	-	Not Available	Not Available	Open
	Baghdad	Kadhimia	Tea warehouse	1,512	252	-	Baghdad Provincial Council (BPC)	Not Available	Open
	Baghdad	Kadhimia	unfinished structure	498	83	-	IDPs rep.	Not Available	Open
	Baghdad	Karkh	Al Furat Governmental Building	232	46	-	Other	Not Available	Open
	Baghdad	Karkh	Al Jabar Mosque	96	20	-	Sunni Endowment	Not Available	Open
	Baghdad	Karkh	Al Khair Mosque	78	23	-	Sunni Endowment	Not Available	Open
	Baghdad	Karkh	Al Shawaf Mosque	90	15	-	Sunni Endowment	Not Available	Open
	Baghdad	Karkh	Al-Firqa governmental building	372	62	-	IDPs rep.	Not Available	Open
	Baghdad	Karkh	Al-Rasul Al-Adham Mosque	89	16	-	Sunni Endowment	Not Available	Open
	Baghdad	Karkh	Amal Al-Musta'feen Mosque	97	-	-	Other	Not Available	Open
	Baghdad	Karkh	Mahdiya	120	20	-	IDPs rep.	Not Available	Open
	Baghdad	Karkh	Mar Al-Yousif Church	48	8	-	Not Available	Not Available	Open
	Baghdad	Karkh	Salah AL-Din AL-Ayobi Mosque	79	-	-	Other	Not Available	Open
	Baghdad	Karkh	School Mahdiya	84	14	-	IDPs rep.	Not Available	Open
	Baghdad	Karkh	Shwaka 1	60	10	-	IDPs rep.	Not Available	Open
	Baghdad	Karkh	Shwaka 2	42	7	-	IDPs rep.	Not Available	Open
	Baghdad	Karkh	Shwaka 3	48	8	-	IDPs rep.	Not Available	Open
	Baghdad	Karkh	Um Al Qura Mosque	240	40	-	Sunni Endowment	Not Available	Open
	Baghdad	Mada'in	Al-Ihsaan Settlement	588	-	-	Not Available	Not Available	Open

Iraq - CCCM Settlement status Report

From 20 January to 20 February 2017

#	Governorate	District	Collective Centres	Current population individuals	Current capacity in plots	Capacity available	Management	Construction lead	Status
	Baghdad	Mada'in	Al-Imam Al-Mahdi	101	-	-	Not Available	Not Available	Open
	Baghdad	Mada'in	Al-Mancyha Village	276	-	-	Not Available	Not Available	Open
86	Baghdad	Mada'in	Al-Nour Mosque	63	-	-	Not Available	Not Available	Open
87	Baghdad	Mada'in	Salman Al-Mohamadi Mosque	199	-	-	Not Available	Not Available	Open
88	Baghdad	Thawra 1	Al-Balad Al-Ameed School	95	-	-	Not Available	Not Available	Open
89	Baghdad	Thawra 1	Saqar Quraish School	118	-	-	Not Available	Not Available	Open
90	Baghdad	Thawra 2	Al-Intlaq School	156	-	-	Other	Not Available	Open
91	Baghdad	Thawra 2	Al-Irtiqaa School	86	-	-	Not Available	Not Available	Open
Basrah total				162	302	197			
92	Basrah	Basrah	Modern IDP's Camp	162	302	197	Government	Government	Open
Diyala total				3,396	566				
93	Diyala	Ba'quba	Khaan Baani Saad 1	300	50	-	Not Available	Not Available	Open
94	Diyala	Ba'quba	Khaan Baani Saad 2	120	20	-	Not Available	Not Available	Open
95	Diyala	Ba'quba	Khan Bani Saad	750	125	-	Not Available	Not Available	Open
96	Diyala	Khalis	Khalis Cent.	456	76	-	Not Available	Not Available	Open
97	Diyala	Khalis	Al Adheam	750	125	-	Not Available	Not Available	Open
98	Diyala	Khalis	Mansouriya	1,020	170	-	Not Available	Not Available	Open
Kerbala total				322	60	-			
99	Kerbala	Hindiya	Asmaa high School	101	18	-	IDPs rep.	Not Available	Open
100	Kerbala	Hindiya	Hysseiniyat Fatimat Al-Zehraa- Al- Yasar tribe	17	4	-	IDPs rep.	Not Available	Open
101	Kerbala	Hindiya	Imam Ali Bin Hassan Muthanna (Abo Hadma)	123	22	-	IDPs rep.	Not Available	Open
102	Kerbala	Hindiya	Jami'a Al-Imam Al-Hassan Al-Mujtaba	45	9	-	IDPs rep.	Not Available	Open
103	Kerbala	Hindiya	Jamiea Al- Zehraa	36	7	-	IDPs rep.	Not Available	Open
Kirkuk total				3,810	1,038	-			
104	Kirkuk	Daquq	Bawa (Baidawa)	2,742	860	-	Not Available	Not Available	Open
105	Kirkuk	Daquq	Tuz Khormato 3	678	113	-	IDPs rep.	Not Available	Open
106	Kirkuk	Daquq	Tuz Khormato 4	390	65	-	IDPs rep.	Not Available	Open

Iraq - CCCM Settlement status Report

From 20 January to 20 February 2017

#	Governorate	District	Collective Centres	Current population individuals	Current capacity in plots	Capacity available	Management	Construction lead	Status
Najaf total				41,529	6,947				
107	Najaf	Al-Manathera	Al-Mishkab	1,800	300	-	IDPs rep.	Not Available	Open
108	Najaf	Al-Manathera	Al-Qadissiya	150	25	-	IDPs rep.	Not Available	Open
109	Najaf	Kufa	Al-Abbasiya	2,580	430	-	IDPs rep.	Not Available	Open
110	Najaf	Kufa	Al-Hurriya	1,800	300	-	IDPs rep.	Not Available	Open
111	Najaf	Kufa	Aalbu-Hidari	2,160	360	-	IDPs rep.	Not Available	Open
112	Najaf	Kufa	Al-Ma'amal street	3,600	600	-	IDPs rep.	Not Available	Open
113	Najaf	Kufa	Alwat Al-Fahal	2,400	400	-	IDPs rep.	Not Available	Open
114	Najaf	Kufa	Al-Shawafi'	1,800	300	-	IDPs rep.	Not Available	Open
115	Najaf	Kufa	Al-Zahraa	27	6	-	IDPs rep.	Not Available	Open
116	Najaf	Kufa	Aalbu-Madhi	1,200	200	-	IDPs rep.	Not Available	Open
117	Najaf	Kufa	Husseiniyat Sabaya Al-Hussein	19	4	-	IDPs rep.	Not Available	Open
118	Najaf	Kufa	Mawkib Ashab Al- Kisa	30	5	-	IDPs rep.	Not Available	Open
119	Najaf	Kufa	Al-Hadi elementary School	49	12	-	IDPs rep.	Not Available	Open
120	Najaf	Najaf	Al-Salam housing complex	432	72	-	IDPs rep.	Not Available	Open
121	Najaf	Najaf	Al- Haj Abbas Alwan association	23	5	-	IDPs rep.	Not Available	Open
122	Najaf	Najaf	Al- Amel kindergarten	32	6	-	IDPs rep.	Not Available	Open
123	Najaf	Najaf	Maukib Ahali Medinat Al-Thawra	14	4	-	IDPs rep.	Not Available	Open
124	Najaf	Najaf	Mawkib Zaid Haleef Al-Quran	28	5	-	IDPs rep.	Not Available	Open
125	Najaf	Najaf	Masjid Wa Husseiniyat Zain Al- Abideen	54	11	-	IDPs rep.	Not Available	Open
126	Najaf	Najaf	Hay Al- Shuhadaa- Private building	31	6	-	IDPs rep.	Not Available	Open
127	Najaf	Najaf	Ush Al- Hana restaurant	80	16	-	IDPs rep.	Not Available	Open
128	Najaf	Najaf	Mawkib Khudam Al- Rasool	28	5	-	IDPs rep.	Not Available	Open
129	Najaf	Najaf	Al-Kifil Abo Smaich	43	9	-	IDPs rep.	Not Available	Open
130	Najaf	Najaf	Maukib Fatima Al-Zahra'a	25	6	-	IDPs rep.	Not Available	Open
131	Najaf	Najaf	Maukib Wahussainiat Al-Saida Ruqia	24	7	-	IDPs rep.	Not Available	Open
132	Najaf	Najaf	Maukib Ahab Al-Hussein	27	6	-	IDPs rep.	Not Available	Open
133	Najaf	Najaf	Husseiniat Um Al-Masaib Zainab	35	7	-	IDPs rep.	Not Available	Open

Iraq - CCCM Settlement status Report

From 20 January to 20 February 2017

	Governorate	District	Collective Centres	Current population individuals	Current capacity in plots	Capacity available	Management	Construction lead	Status
134	Najaf	Najaf	Maukib Wahussainiat Shaheed Al-Mihrab	40	7	-	IDPs rep.	Not Available	Open
135	Najaf	Najaf	Hussienieh shpap UM al-panen	3,354	559	-	Not Available	Not Available	Open
136	Najaf	Najaf	Husainiet alhewraa zaineb	5,010	835	-	Not Available	Not Available	Open
137	Najaf	Najaf	Ya Hussein Street	10,434	1,739	-	Not Available	Not Available	Open
138	Najaf	Najaf	Al-Rahmah	2,520	420	-	IDPs rep.	Not Available	Open
139	Najaf	Najaf	Maukib Wahusseiniat Al-Imam Al-Baqir	1,680	280	-	IDPs rep.	Not Available	Open
Salah al-Din total				16,662	2,777	-			
140	Salah al-Din	Al-Daur	Samaraa' Cent.	2,400	400	-	IDPs rep.	Not Available	Open
141	Salah al-Din	Al-Daur	Youth Club	150	25	-	IDPs rep.	Not Available	Open
142	Salah al-Din	Balad	Girls High School	120	20	-	IDPs rep.	Not Available	Open
143	Salah al-Din	Tooz	Tuz Khormato 1	438	73	-	IDPs rep.	Not Available	Open
144	Salah al-Din	Tooz	Tuz Khormato 2	336	56	-	IDPs rep.	Not Available	Open
145	Salah al-Din	Tikrit	Al-Qadisiya	2,400	400	-	Not Available	Not Available	Open
146	Salah al-Din	Tikrit	Al-Qadisiya 1	2,568	428	-	Not Available	Not Available	Open
147	Salah al-Din	Tikrit	Al-Qadisiya 2	1,200	200	-	Not Available	Not Available	Open
148	Salah al-Din	Tikrit	Al-Qadisiya Apartment Complex	1,650	275	-	local authorities	Not Available	Open
149	Salah al-Din	Tikrit	Al-Shahama	3,000	500	-	local authorities	Not Available	Open
150	Salah al-Din	Tikrit	Hay Al-Shuhada 1	1,200	200	-	Not Available	Not Available	Open
151	Salah al-Din	Tikrit	Hay Al-Shuhada 2	1,200	200	-	Not Available	Not Available	Open
#	Governorate	District	Collective Centres	Current population individuals	Current capacity in plots	Capacity available	Management	Construction lead	Status
Wassit total				256	42	-			
152	Wassit	Kut	Al-Abrar	42	4	-	IDPs rep.	Not Available	Open
153	Wassit	Kut	Al-Dejaili	77	14	-	IDPs rep.	Not Available	Open
154	Wassit	Kut	Al-Hasan Al-Mojtaba	32	8	-	IDPs rep.	Not Available	Open
155	Wassit	Kut	Al-Imam Al-Hussein	25	4	-	IDPs rep.	Not Available	Open
156	Wassit	Kut	Sayid Al-Shuhada'a	25	4	-	IDPs rep.	Not Available	Open
157	Wassit	Kut	Um Al-Baneen	55	8	-	IDPs rep.	Not Available	Open
TOTAL Collective Centres				92,765	14,941	287			

This information only shows the Collective Centres from reporting system. More Collective Centres exist in Iraq. CCCM in coordination with partners is checking the information to update this list.

Iraq - CCCM Settlement status Report

From 20 January to 20 February 2017

Dispersed Transit Centres section

#	Governorate	District	Dispersed Transit Centres	Current population individuals	Current capacity in plots	Capacity available	Management	Construction lead	Status
1	Erbil	Makhmur	Debaga Reception Centres	7,172	1,195	-	local authorities	Government	Open
2	Kerbala	Hindiya	Baghdad Road Dispersed Transit Centres 1	846	157	-	local authorities	Government	Open
3	Kerbala	Hindiya	Baghdad Road Dispersed Transit Centres 2	8,700	1,450	-	local authorities	Government	Open
4	Kerbala	Hindiya	Najaf Road Dispersed Transit Centres 1	619	130	-	local authorities	Government	Open
5	Kerbala	Hindiya	Najaf Road Dispersed Transit Centres 2	852	142	-	local authorities	Government	Open
6	Kerbala	Hindiya	Najaf Road Dispersed Transit Centres 3	4,494	749	-	local authorities	Government	Open
7	Kerbala	Hindiya	Najaf Road Dispersed Transit Centres 4	1,692	282	-	local authorities	Government	Open
8	Kerbala	Hindiya	Ya-Hussein road-Al-Mazari'/5	3,764	673	-	local authorities	Government	Open
9	Najaf	Al-Manathera	Abu Sukhair road	426	71	-	local authorities	Government	Open
10	Najaf	Kufa	Al-Radhawiya	312	52	-	local authorities	Government	Open
11	Najaf	Kufa	Ya-Hussein road-Al-Mazari'/1	2,568	428	-	local authorities	Government	Open
12	Najaf	Kufa	Ya-Hussein road-Al-Mazari'/2	18,606	3,101	-	local authorities	Government	Open
13	Najaf	Najaf	Ya-Hussein road-Al-Mazari'/3	3,791	716	-	local authorities	Government	Open
14	Najaf	Najaf	Ya-Hussein road-Al-Mazari'/4	51,204	8,524	-	local authorities	Government	Open
15	Wassit	Kut	Hassam Restaurant	161	32	-	local authorities	Government	Open
16	Wassit	Na'maniya	Nu'maniya / Shoumali St. 1	309	53	-	local authorities	Government	Open
17	Wassit	Na'maniya	Nu'maniya / Shoumali St. 2	2,103	399	-	local authorities	Government	Open

TOTAL Collective Centres

107,619

18,154

-

Fomal Settlement Classification & Definition



Camps

- Recognised, administered and usually managed by the host government.
- CCCM Cluster partners may provide management services.
- Planned and built to accommodate refugees or IDPs.
- Located on a site in an open field.
- Government and partners provide basic services and infrastructure.



Collective Centers

- Recognised, administered and usually managed by the host government.
- CCCM Cluster partners may provide management services.
- Not planned or built to accommodate the displaced but modified for that purpose.
- Usually inside a community building such as a school, hall or religious buildings.
- Government and partners provide basic services as appropriate to the context.



Dispersed Transit Centres

- Recognised, administered and usually managed by the host government.
- Formerly buildings classified as urban dispersed settlement (informal settlement, Collective Shelters & Collective Centres).
- Similar purpose and services as for reception and transit centres.

For more information - iraqimo@ccmcluster.org or mathieu@unhcr.org

Sources: CCCM Camp Service Mapping, CCCM Camp Population Tracking, IOM DTM, CCCM Baseline Assessment, and REACH camp assessment