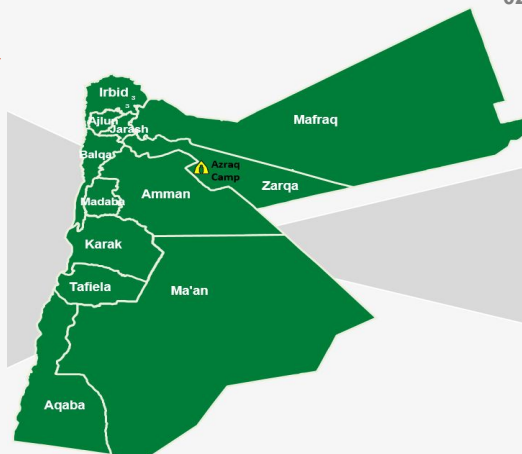
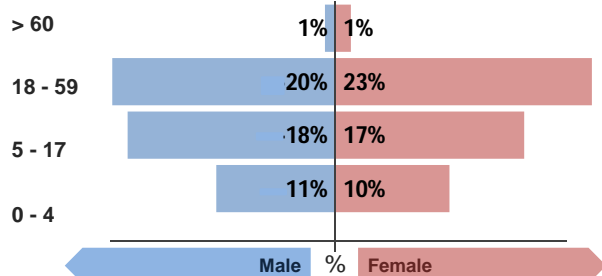


Refugee population

Total refugee population: **37,667**

Demographic breakdown:



Key facts

Camp opened:
May 2014

Indicators at a glance

1	Health utilisation rate	5.9	X
2	Number of consultations per clinician per day	56	X
3	Hospitalisation rate (/1000/year)	50.5	
4	Referral rate (/1000/month)	12.3	
5	Crude Mortality Rate (CMR) (/1000/month)	0.2	✓
6	Under-five Mortality Rate (U5MR) (/1000/month)	0.5	✓
7	Neonatal Mortality Rate (NNMR) (/1000 livebirths)	19.0	X

Notes

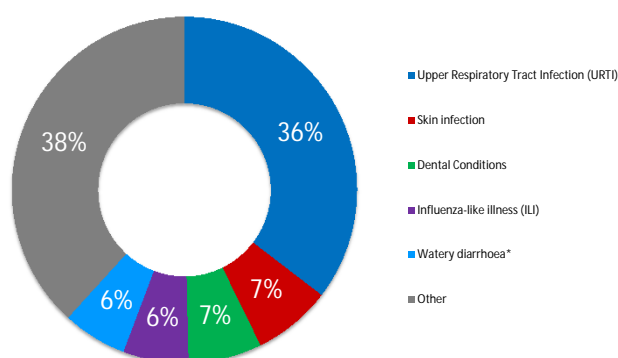
This public health profile for Azraq refugee camp is compiled from health facility data from the following partners:

- IMC Clinic Village 6
- IMC Clinic Village 3
- IMC Clinic Village 5
- IMC Clinic Village 2
- IMC Hospital

Data is collected using standardised Health Information System (HIS) data collection and reporting tools and aims to be as accurate as possible.

Morbidity

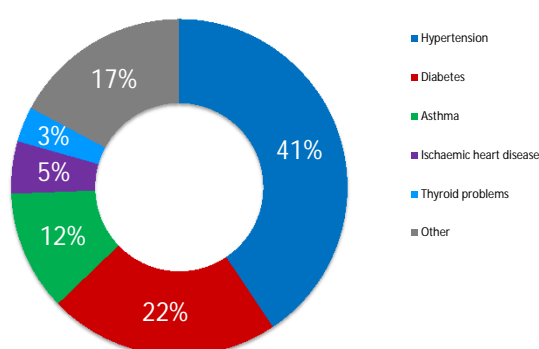
Acute health conditions (%)



Top 5 acute health conditions

	% morbidity	# of cases
1 Upper Respiratory Tract Infection (URTI)	35%	58,984
2 Skin infection	7%	12,248
3 Dental Conditions	7%	11,475
4 Influenza-like illness (ILI)	6%	10,209
5 Watery diarrhoea*	6%	10,047
- Other	38%	63,698

Chronic health conditions (%)



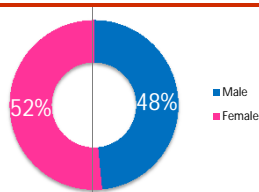
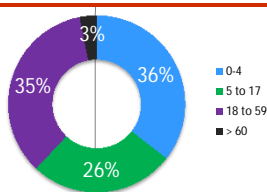
Top 5 chronic health conditions

	% morbidity	# of cases
1 Hypertension	41%	4,694
2 Diabetes	22%	2,570
3 Asthma	12%	1,336
4 Ischaemic heart disease	5%	583
5 Thyroid problems	3%	391
- Other	17%	1,989

Breakdown of acute health conditions

by age

by gender

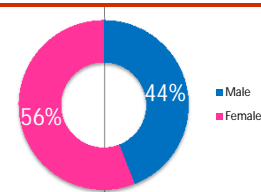
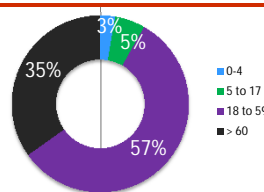


UNHCR gratefully acknowledges the support of the following partners:

Breakdown of chronic health conditions

by age

by gender



Public Health

Health Impact

Indicator	Standard
Crude Mortality Rate (CMR) (/1000/month)	0.2 < 0.51 ✓
Under-five Mortality Rate (U5MR) (/1000/month)	0.5 < 1.5 ✓
Neonatal Mortality Rate (NNMR) (/1000 livebirths)	19.0 < 14.9 ✗

Access and utilization

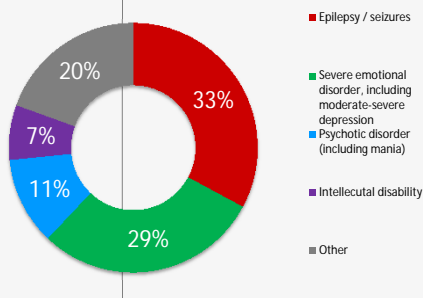
No. of health facilities	1 : 9417	1 : < 10,000	✓
Total number of consultations	223,623		
Health utilisation rate	5.9	1 - 4	✗
No. of consultations per trained clinician per day	56	< 50	✗

Outbreak Alert and Response

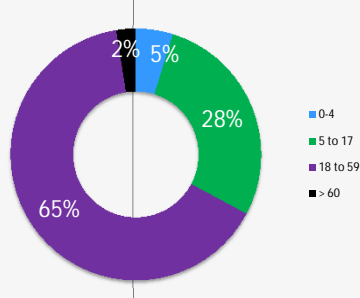
Indicator	Standard
Number of outbreaks reported	1
% of outbreaks investigated within 48 hours	100% 100%
Laboratory	
Number of laboratory samples	14,594

Breakdown of mental health conditions

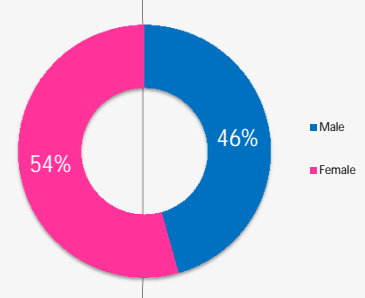
By cause



By age

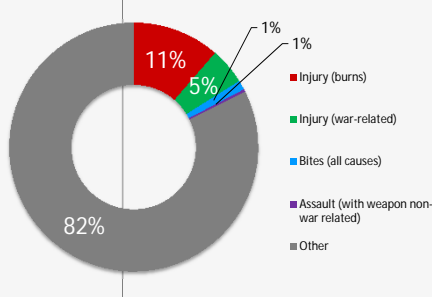


By gender

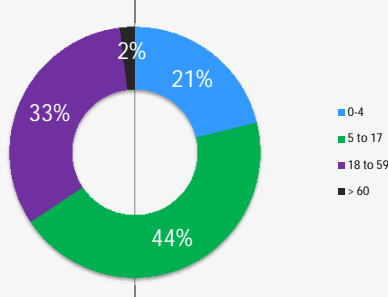


Breakdown of injuries

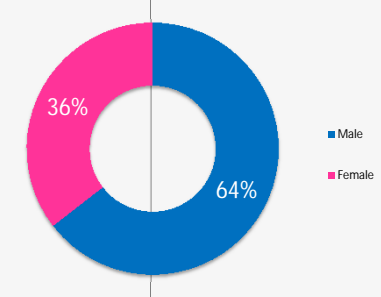
By cause



By age



By gender



In-patient and referral

In-patient department

Indicator	Standard
Hospitalisation rate (/1000/year)	50.5 50 - 150
Bed occupancy rate	77% > 75% ✓
Mean length of stay for authorised discharges (days)	1.9

Indicator	Standard
Overall case fatality rate	0%
Proportion of deaths within 24 hours of admission	0%

Reproductive Health

Antenatal care

Indicator	Standard
Coverage of antenatal care (4 or more visits)	50% ≥ 90% ✗
Coverage of TT vaccination	31% ≥ 90% ✗
Coverage of anaemia screening in pregnancy	99% ≥ 90% ✓

Delivery care

Proportion of deliveries attended by skilled personnel	100%	≥ 90%	✓
Proportion of deliveries performed by caesarean section	21%	5 - 15%	✗
Proportion of low birth weight deliveries (<2500g)	3%	< 15%	✓

Maternal mortality

Number of maternal deaths reported	0		
% of maternal deaths investigated within 48 hours	0%	100%	

Postnatal care

Indicator	Standard
Coverage of postnatal care	20% ≥ 90% ✗

Sexual and Gender-based Violence

Incidence of rape (reported cases/10,000/year)*		^	✗
% of rape survivors who received PEP** < 72 hours	100%	^	✗
% of rape survivors who received ECP*** < 120 hours	100%	^	✗
% of rape survivors who received STI**** prophylaxis < 2 wks	100%	^	✗

*Only includes rapes reported at health facilities **Post-exposure prophylaxis ***Emergency contraceptive pill ****Sexually transmitted infection

