

Registration Statistics

Registered 04-06 Apr 2017

Mahama	112
Kigali	
Nyarushishi	
<b>Total</b>	<b>112</b>

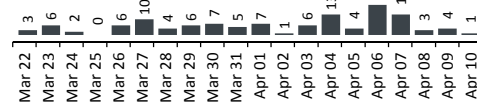
Camp / Reception Centre Population

Bugesera*	101	45
Nyanza*	39	23
Nyarushishi*	2	2
Mahama	53,421	18,746
Gatore*	174	141
Kigali	28,024	14,007
Huye	3,264	1,237
<b>Total</b>	<b>85,025</b>	<b>34,201</b>

Total Arrivals



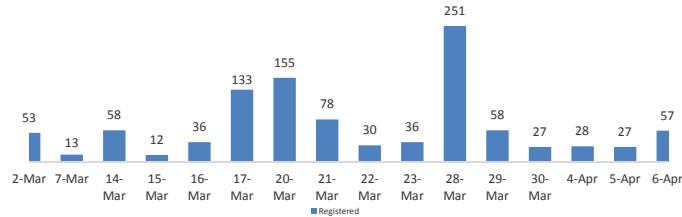
Gatore Arrivals



<b>85,025</b>	<b>Total Active Refugees</b>
<b>84,649</b>	Registered L2
<b>376</b>	Registered L1**
<b>9,236</b>	Temporarily Inactivated***
<b>94,261</b>	Active + Inactive Refugees

Kigali Arrivals:1 Bugesera Arrivals: 1 Nyanza Arrivals: 0

Daily Registration Trends



Area of Origin

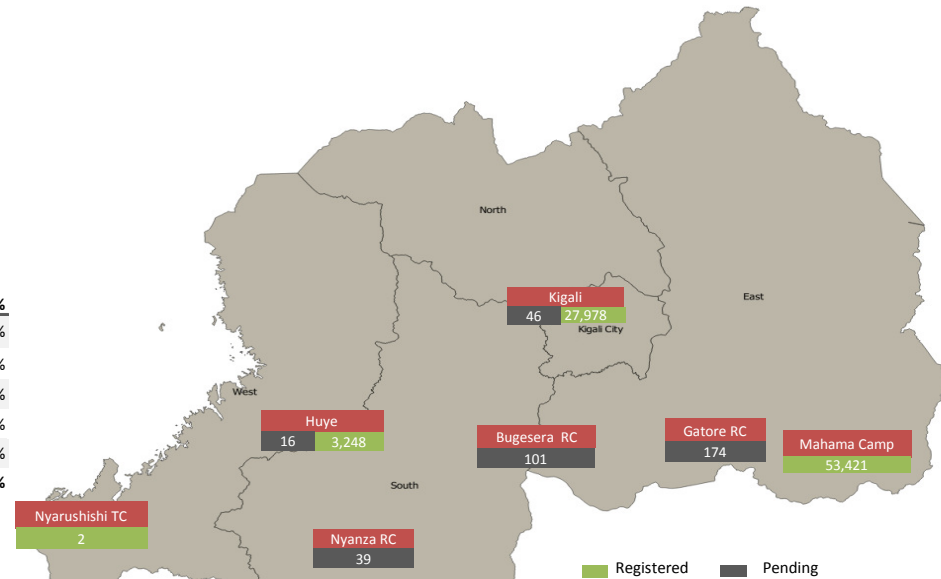
Kirundo	36,465	43%
Bujumbura Mairie	30,743	36%
Muyinga	8,001	9%
Ngozi	2,692	3%
Karuzi	1,180	1%
Kayanza	946	1%
Cibitoke	919	1%
Gitega	605	1%
Bubanza	481	1%
Ruyigi	463	1%
Others	2,154	3%
<b>Total</b>	<b>84,649</b>	

Age Cohort

Age Cohort	Female	Male	Total	%
0 - 4 years	6,208	6,457	12,665	15%
5 - 11 years	7,730	7,874	15,604	18%
12 - 17 years	5,334	5,639	10,973	13%
18 - 59 years	21,516	22,077	43,593	51%
60 + years	1,160	654	1,814	2%
<b>Total</b>	<b>41,948</b>	<b>42,701</b>	<b>84,649</b>	<b>100%</b>

Dependants of Burundian Refugees - Other Nationalities

Origin	Female	Male	Total
Rwanda	276	26	302
Tanzania	2	1	3
Belgium	1		1
Kenya	1		1
Uganda	1		1
<b>Total</b>	<b>281</b>	<b>27</b>	<b>308</b>



\* Source: MIDIMAR. All other sources are UNHCR

\*\* Individuals registered in Nyanza, Gatore, Bugesera RCs have undergone level 1 biometric registration

\*\*\* Inactivated due to absence at food distribution for 3 or more consecutive months in Sep 2015 - Mar 2017 (7,779) or spontaneous departure to BDI (1,457)

For more information please visit our website: <http://data2.unhcr.org/en/situations/burundi/location/2006>