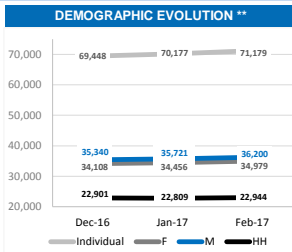
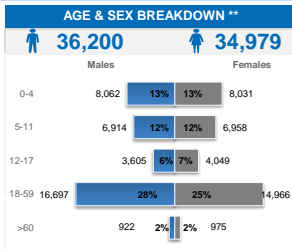
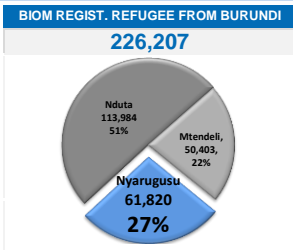
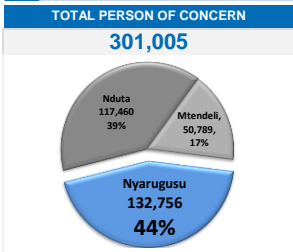


KEY FIGURES

* Indicators use yearly target which should be reached or exceeded toward end of the year, therefore current achievement value reflect cumulation of activities from January 2017 to current reporting date



SITE DETAILS

Opening day : 16 November 1996

Region/District : Kigoma / Kasulu

**Coordinates : Lat 4°12'44.951"S
Lon 30°23'22.191"E**

Camp Extent : 1199.8 hectares

of Partners : 19 Partners

** Registered refugees (# as of 28 Feb, 2017)

PROTECTION

% of PoCs registered and documentation issued according to UNHCR standards

of border monitoring and sensitization/capacity building activities conducted and non-refoulement prevented

of law enforcement officers supported and sensitized on internal protection *

of GoT's staff capacity enhanced *

of peaceful co-existence activities initiated

Baseline	Achievement	Target
no data	no data	100

Progress vs Baseline: Progress vs Target:

Baseline	Achievement	Target
no data	no data	1

Progress vs Baseline: Progress vs Target:

Baseline	Achievement	Target
no data	no data	125

Progress vs Baseline: Progress vs Target:

Baseline	Achievement	Target
no data	no data	30

Progress vs Baseline: Progress vs Target:

Baseline	Achievement	Target
no data	no data	2

Progress vs Baseline: Progress vs Target:

Progress vs Baseline: Progress vs Target:

PROTECTION (SGBV) *

of individuals who received MSR support (PSS, legal, medical and safety)

of community leaders trained and referring SGBV incidents

of men and boys participating in SGBV prevention activities

of actors trained who demonstrate an increased knowledge (pre and post-test) on SGBV (organisations and agencies)

of individuals sensitized/trained (outreach) on SGBV (community members)

Baseline	Achievement	Target
1,503	178	1,600

Progress vs Baseline: Progress vs Target:

Baseline	Achievement	Target
564	106	750

Progress vs Baseline: Progress vs Target:

Baseline	Achievement	Target
2,436	4,706	25,000

Progress vs Baseline: Progress vs Target:

Baseline	Achievement	Target
240	46	250

Progress vs Baseline: Progress vs Target:

Baseline	Achievement	Target
58,300	11,983	60,000

Progress vs Baseline: Progress vs Target:

IRC, OXFAM

All SGBV target are yearly and should be reached toward end of year.

PROTECTION (Child Protection)

% of at risk children identified screened and registered

% of Unaccompanied and separated children with appropriate alternative care arrangements

of children accessing psychosocial, recreational and child friendly spaces *

% of families reunified

of community based child protection committees operating

Baseline	Achievement	Target
no data	no data	100

Progress vs Baseline: Progress vs Target:

Baseline	Achievement	Target
no data	no data	100

Progress vs Baseline: Progress vs Target:

Baseline	Achievement	Target
no data	no data	15,000

Progress vs Baseline: Progress vs Target:

Baseline	Achievement	Target
no data	no data	80

Progress vs Baseline: Progress vs Target:

Baseline	Achievement	Target
no data	no data	34

Progress vs Baseline: Progress vs Target:

Progress vs Baseline: Progress vs Target:

PROTECTION (Person with Specific Need / Community Based Protection)

of PSN identified, reached with harmonized and standardized quality service *

of PSN with psychosocial needs receiving psychosocial support *

of PSN receiving specific items and cash *

% of refugees who have accurate information on services provided in camps

% of female representation in leadership/management structures

Baseline	Achievement	Target
no data	no data	15,000

Progress vs Baseline: Progress vs Target:

Baseline	Achievement	Target
no data	no data	9,000

Progress vs Baseline: Progress vs Target:

Baseline	Achievement	Target
no data	no data	4,000

Progress vs Baseline: Progress vs Target:

Baseline	Achievement	Target
no data	no data	70

Progress vs Baseline: Progress vs Target:

Baseline	Achievement	Target
no data	no data	50

Progress vs Baseline: Progress vs Target:

Progress vs Baseline: Progress vs Target:

EDUCATION

% of children aged 3-5 yrs enrolled in early childhood education

% of children aged 6-14 yrs enrolled in primary education

% of children aged 15-18 enrolled in secondary education

% of teachers who are qualified

% of female teachers recruited and deployed

Baseline	Achievement	Target
13	38	50

Progress vs Baseline: Progress vs Target:

Baseline	Achievement	Target
79	79	75

Progress vs Baseline: Progress vs Target:

Baseline	Achievement	Target
3	7	50

Progress vs Baseline: Progress vs Target:

Baseline	Achievement	Target
no data	no data	20

Progress vs Baseline: Progress vs Target:

Baseline	Achievement	Target
no data	no data	50

Progress vs Baseline: Progress vs Target:

Progress vs Baseline: Progress vs Target:

HEALTH & NUTRITION

Crude Mortality Rate (CMR) - per 1,000 population/month (1)

Consultation per clinician per day (2)

Under 5 Mortality Rate (U5MR) - per 1,000 population/month (3)

Institutional delivery rate (4)

Prevalence of Global Acute Malnutrition (5)

Baseline	Achievement	Target
0.4	0.3	0.7

Progress vs Baseline: Progress vs Target:

Baseline	Achievement	Target
51	41	50

Progress vs Baseline: Progress vs Target:

Baseline	Achievement	Target
1.1	0.8	1.5

Progress vs Baseline: Progress vs Target:

Baseline	Achievement	Target
95	96	95

Progress vs Baseline: Progress vs Target:

Baseline	Achievement	Target
1	1	5

Progress vs Baseline: Progress vs Target:

MSF-CH, TRCS, IRC

1) Below SPHERE standard. Additionally, slightly lower than January which shows reduction in the mortality rate; 2) Slightly lower than the standards; 3) Decrease from 1.1 in January to 0.8 February; 4) Remain above SPHERE standard; 5) Remain the same. Next SENS will be conducted in July.

LIVELIHOODS

# of refugees trained			# of start-up kits/cash provided			# of households provided with agricultural inputs			# of refugee micro entrepreneurs supported			# of refugees provided with financial services		
Baseline	Achievement	Target	Baseline	Achievement	Target	Baseline	Achievement	Target	Baseline	Achievement	Target	Baseline	Achievement	Target
no data	no data	9,870	no data	no data	6,700	no data	no data	31,150	no data	no data	4,400	no data	no data	2,250
Progress vs Baseline	Progress vs Target		Progress vs Baseline	Progress vs Target		Progress vs Baseline	Progress vs Target		Progress vs Baseline	Progress vs Target		Progress vs Baseline	Progress vs Target	

WASH

# litres of safe drinking water per persons per day (1)			# of persons per usable tap (2)			% of population reached by hygiene promotion activities (3)			% of households with family latrines (4)			# people per latrine stance (5)		
Baseline	Achievement	Target	Baseline	Achievement	Target	Baseline	Achievement	Target	Baseline	Achievement	Target	Baseline	Achievement	Target
21	22	20	110	106	200	85	86	100	59	59	40	20	7	20
3% Progress vs Baseline	108% Progress vs Target		4% Progress vs Baseline	189% Progress vs Target		1% Progress vs Baseline	86% Progress vs Target		0% Progress vs Baseline	148% Progress vs Target		-65% Progress vs Baseline	35% Progress vs Target	

FOOD

% of refugees receiving timely monthly food assistance			% of required food quantity distributed (2,100 kcal)			# of refugee families assisted with cash transfer for food purchase			Post Distribution Monitoring Conducted			CHS Conducted		
Baseline	Achievement	Target	Baseline	Achievement	Target	Baseline	Achievement	Target	Baseline	Achievement	Target	Baseline	Achievement	Target
100	99.9	100	100	57	100	14000	2,265	14000	Yes	Yes	Yes	Yes	No	Yes
-0.1% Progress vs Baseline	100% Progress vs Target		-43% Progress vs Baseline	57% Progress vs Target		-84% Progress vs Baseline	16% Progress vs Target		0% Progress vs Baseline	100% Progress vs Target		-100% Progress vs Baseline	0% Progress vs Target	

CCCM

% families receiving core relief items			% of population who received dignity supplies			# of joint assessment			% of actors regularly participating in UNHCR coordination meetings			PDMs conducted		
Baseline	Achievement	Target	Baseline	Achievement	Target	Baseline	Achievement	Target	Baseline	Achievement	Target	Baseline	Achievement	Target
100	100	60	0	0	60	1	1	1	77	68	100	yes	yes	Yes
0% Progress vs Baseline	167% Progress vs Target		0% Progress vs Baseline	0% Progress vs Target		0% Progress vs Baseline	100% Progress vs Target		-12% Progress vs Baseline	68% Progress vs Target		0% Progress vs Baseline	100% Progress vs Target	

SHELTER & SITE PLANNING

% of households living in adequate dwellings (Transitional Shelters)			# of Km of road constructed and maintained			# of educational facilities constructed or improved			% of households provided with emergency shelters			Average camp area per person (m2)		
Baseline	Achievement	Target	Baseline	Achievement	Target	Baseline	Achievement	Target	Baseline	Achievement	Target	Baseline	Achievement	Target
no data	37	55	40	35	37.3	no data	0	50	no data	100	100	no data	90	45
Progress vs Baseline	67% Progress vs Target		-13% Progress vs Baseline	93% Progress vs Target		Progress vs Baseline	0% Progress vs Target		Progress vs Baseline	100% Progress vs Target		Progress vs Baseline	200% Progress vs Target	

CR/NI & TRANSPORT/LOGISTIC

% of vehicles in adequate condition			% core relief item kits requested, delivered (1)			% of soap requested, delivered per month (2)			% of generators fully functioning and maintained			% of persons transported with their belongings		
Baseline	Achievement	Target	Baseline	Achievement	Target	Baseline	Achievement	Target	Baseline	Achievement	Target	Baseline	Achievement	Target
100	100	100	100	100	100	100	100	100	100	100	100	no data	no data	100
0% Progress vs Baseline	100% Progress vs Target		0% Progress vs Baseline	100% Progress vs Target		0% Progress vs Baseline	100% Progress vs Target		0% Progress vs Baseline	100% Progress vs Target		Progress vs Baseline	Progress vs Target	

ENVIRONMENT & ENERGY

Availability of energy efficient cooking programmes, which includes a reduction in reliance of firewood for cooking			Availability of water conservation plans			Availability of woodland management plans			Availability of gender inclusive environment and wellbeing committees		
Baseline	Achievement	Target	Baseline	Achievement	Target	Baseline	Achievement	Target	Baseline	Achievement	Target
no	no	yes	no	yes	yes	yes	yes	yes	no	yes	yes
0% Progress vs Baseline	0% Progress vs Target		100% Progress vs Baseline	100% Progress vs Target		0% Progress vs Baseline	100% Progress vs Target		100% Progress vs Baseline	100% Progress vs Target	