

Total Active Registered Syrians

659,089



Urban

517,932

78.6%



Camps

141,157

21.4%

Standard Age and Gender

Age	0-4	5-11	12-17	18-35	36-59	60+	Total	%
Female	49,434	70,535	43,480	98,267	57,031	14,527	333,274	50.6%
Male	52,493	74,442	45,639	93,852	49,150	10,239	325,815	49.4%
Total	101,927	144,977	89,119	192,119	106,181	24,766	659,089	100%
	15.5%	22.0%	13.5%	29.1%	16.1%	3.8%		

Place of Origin

Dar'a	275,987	41.9%
Homs	104,890	15.9%
Rural Damascus	78,278	11.9%
Aleppo	66,970	10.2%
Damascus	49,187	7.5%
Hama	33,974	5.2%
Ar-raqqa	16,455	2.5%
Idlib	10,837	1.6%
Deir-ez-zor	6,529	1.0%
Al-hasakeh	5,195	0.8%
Quneitra	2,826	0.4%
As-sweida	1,508	0.2%
Lattakia	1,326	0.2%
Tartous	368	0.1%
Other	4,759	0.7%

Specific Needs

Child at risk	47,929	7.3%
Serious medical condition	45,491	6.9%
Specific legal and physical protection needs	40,013	6.1%
Single parent	21,223	3.2%
Woman at risk	19,392	2.9%
Disability	18,851	2.9%
Older person at risk	5,922	0.9%
Unaccompanied or separated child	4,201	0.6%
Total	203,022	30.8%

* An individual can have more than one specific need

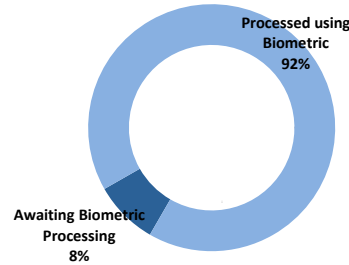
Arrivals

Pre-2011	33,133	5.0%
2011	22,552	3.4%
2012	170,333	25.8%
2013	292,965	44.4%
2014	80,369	12.2%
2015	33,376	5.1%
2016	43,865	6.7%
2017	5,048	0.8%

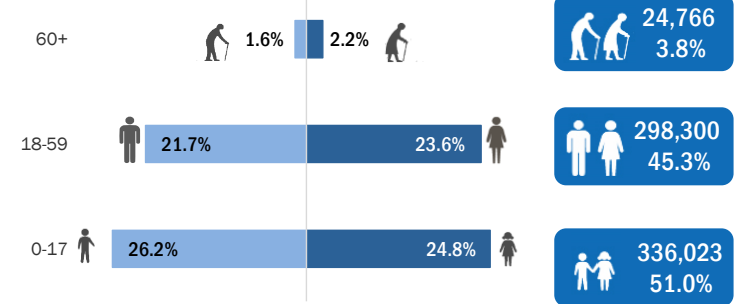
Registration Trend

2011	2,360	0.2%
2012	129,339	12.6%
2013	665,199	65.0%
2014	121,384	11.9%
2015	41,033	4.0%
2016	53,624	5.2%
2017	10,519	1.0%

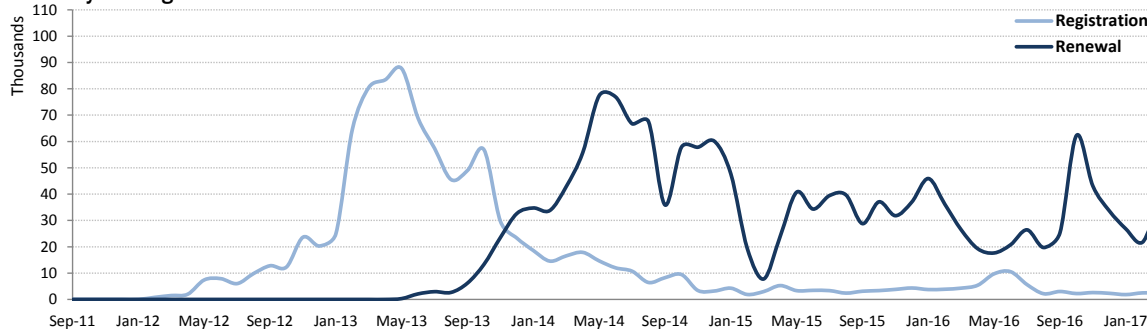
Biometric Statistics (IRIS)



Age-Gender Breakdown

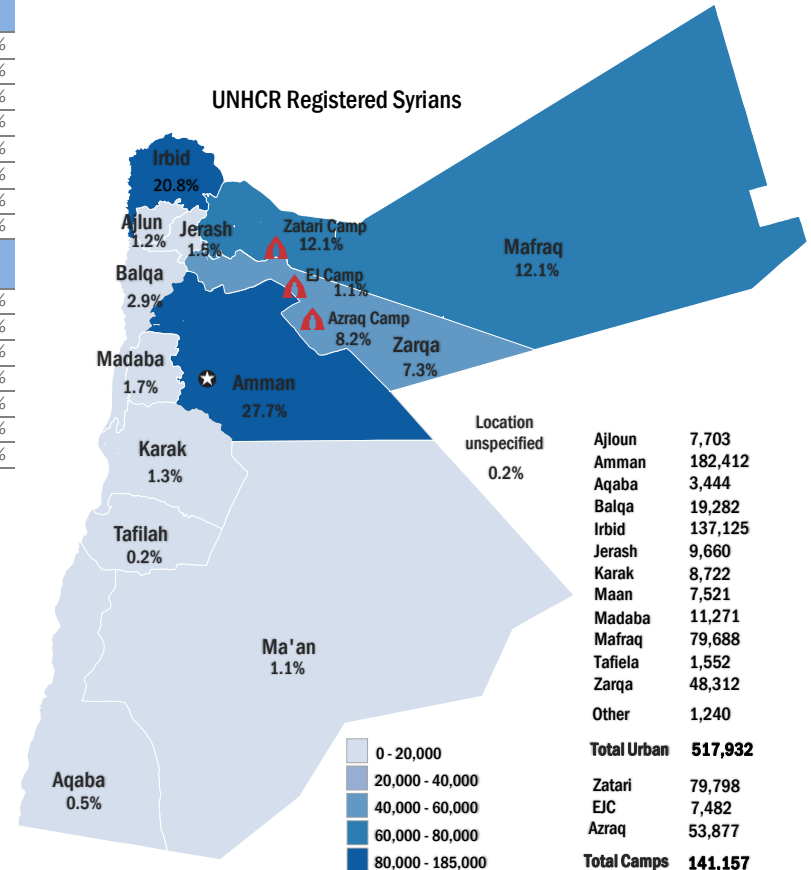


Syrian Registration Trend since 01 March 2011



Interagency Portal: <http://data.unhcr.org/Syrianrefugees>
 UNHCR on the web: <http://www.unhcr.org> ; <http://www.unhcr.org>
 UNHCR on Social network: <http://www.facebook.com/UNHCRJordan> ; <http://twitter.com/ZaatariCamp>
 DAG Jordan

UNHCR Registered Syrians



* Coloured map only reflects refugees living outside camps.