

Total Active Registered Iraqis **62,830**

Standard Age and Gender

Age	0-4	5-11	12-17	18-35	36-59	60+	Total	%
Female	2,235	4,673	3,010	9,171	8,041	3,301	30,431	48.4%
Male	2,384	5,200	3,355	10,304	8,334	2,822	32,399	51.6%
Total	4,619	9,873	6,365	19,475	16,375	6,123	62,830	100%
	7.4%	15.7%	10.1%	31.0%	26.1%	9.7%		

Place of Origin

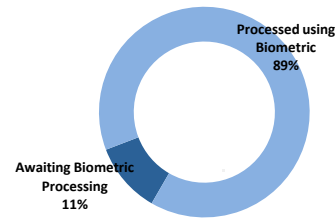
Baghdad	32,479	51.7%
Erbil	6,932	11.0%
Basrah	4,127	6.6%
Anbar	3,826	6.1%
Ninewa	3,727	5.9%
Dahuk	2,627	4.2%
Salah al-Din	1,327	2.1%
Thi-Qar	1,254	2.0%
Diyala	1,066	1.7%
Tameem	1,032	1.6%
Missan	571	0.9%
Muthanna	540	0.9%
Sulaymaniyah	511	0.8%
Babylon	452	0.7%
Wassit	359	0.6%
Najaf	303	0.5%
Qadissiya	213	0.3%
Kerbala	201	0.3%
Other	1,283	2.0%

Specific Needs

Serious medical condition	6,630	10.6%
Disability	2,415	3.8%
Specific legal and physical protection needs	1,999	3.2%
Child at risk	1,983	3.2%
Woman at risk	1,740	2.8%
Single parent	1,034	1.6%
Older person at risk	769	1.2%
Unaccompanied or separated child	172	0.3%
Total	16,742	26.6%

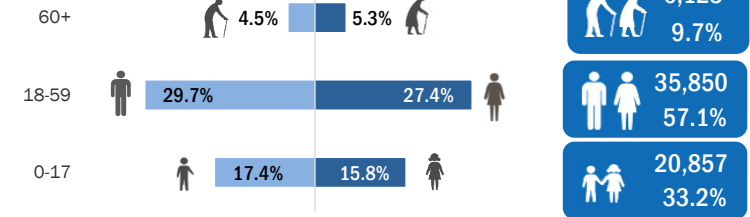
* An individual can have more than one specific need

Biometric Statistics (IRIS)



UNHCR Jordan

Age-Gender Breakdown

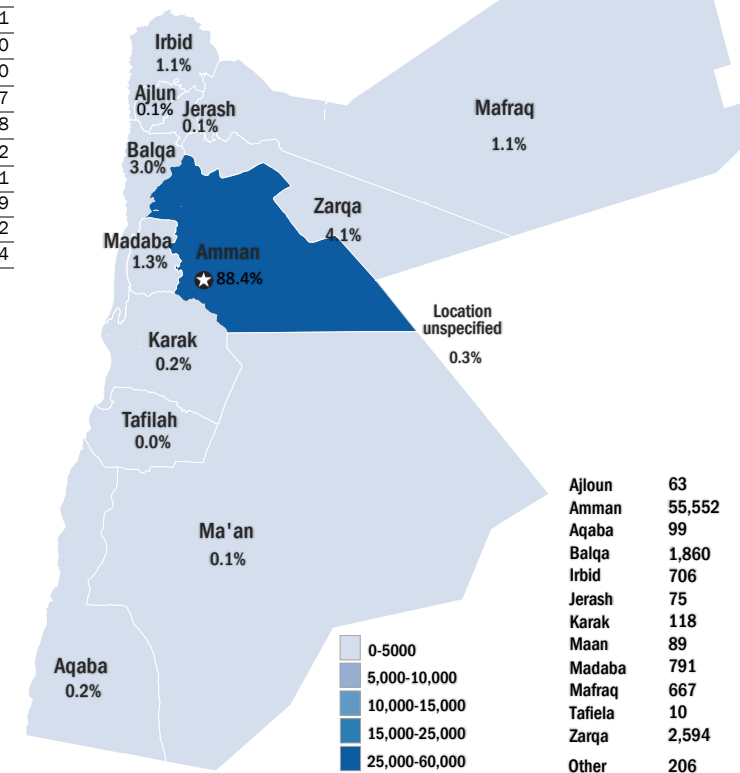


6,123	9.7%
35,850	57.1%
20,857	33.2%

Arrivals

	Arrival	Registration
Pre-2006	4,409	72,669
2006	3,475	4,689
2007	2,298	31,285
2008	1,198	9,761
2009	1,530	6,840
2010	2,179	7,980
2011	2,656	7,767
2012	2,805	4,088
2013	5,068	5,392
2014	17,377	21,541
2015	8,641	9,869
2016	9,358	10,562
2017	1,836	2,774

UNHCR Registered Iraqis



Ajloun	63
Amman	55,552
Aqaba	99
Balqa	1,860
Irbid	706
Jerash	75
Karak	118
Ma'an	89
Madaba	791
Mafraq	667
Tafila	10
Zarqa	2,594
Other	206

Iraqi Arrival & Registration Trends since Jan 2013

