

Total Active Registered Syrians

658,288


Urban

517,124
78.6%


Camps

141,164
21.4%

Standard Age and Gender

| Age | 0-4 | 5-11 | 12-17 | 18-35 | 36-59 | 60+ | Total | % |
|--------------|----------------|----------------|---------------|----------------|----------------|---------------|----------------|-------------|
| Female | 49,388 | 70,388 | 43,442 | 98,222 | 56,921 | 14,522 | 332,883 | 50.6% |
| Male | 52,441 | 74,311 | 45,597 | 93,799 | 49,018 | 10,239 | 325,405 | 49.4% |
| Total | 101,829 | 144,699 | 89,039 | 192,021 | 105,939 | 24,761 | 658,288 | 100% |
| | 15.5% | 22.0% | 13.5% | 29.2% | 16.1% | 3.8% | | |

Place of Origin

| | | |
|----------------|---------|-------|
| Dar'a | 275,724 | 41.9% |
| Homs | 104,796 | 15.9% |
| Rural Damascus | 78,189 | 11.9% |
| Aleppo | 66,809 | 10.1% |
| Damascus | 49,161 | 7.5% |
| Hama | 33,918 | 5.2% |
| Ar-raqqa | 16,405 | 2.5% |
| Idlib | 10,816 | 1.6% |
| Deir-ez-zor | 6,519 | 1.0% |
| Al-hasakeh | 5,182 | 0.8% |
| Quneitra | 2,813 | 0.4% |
| As-sweida | 1,503 | 0.2% |
| Lattakia | 1,321 | 0.2% |
| Tartous | 370 | 0.1% |
| Other | 4,762 | 0.7% |

Specific Needs

| | | |
|--|----------------|--------------|
| Child at risk | 47,934 | 7.3% |
| Serious medical condition | 45,281 | 6.9% |
| Specific legal and physical protection needs | 40,221 | 6.1% |
| Single parent | 21,228 | 3.2% |
| Woman at risk | 19,472 | 3.0% |
| Disability | 18,809 | 2.9% |
| Older person at risk | 5,906 | 0.9% |
| Unaccompanied or separated child | 4,199 | 0.6% |
| Total | 203,050 | 30.8% |

* An individual can have more than one specific need

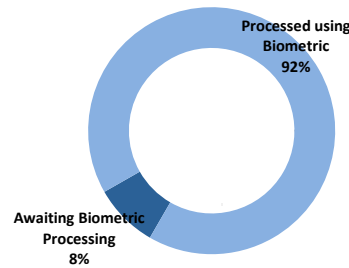
Arrivals

| | | |
|----------|---------|-------|
| Pre-2011 | 33,108 | 5.0% |
| 2011 | 22,550 | 3.4% |
| 2012 | 170,464 | 25.9% |
| 2013 | 293,152 | 44.5% |
| 2014 | 80,352 | 12.2% |
| 2015 | 33,369 | 5.1% |
| 2016 | 43,738 | 6.6% |
| 2017 | 4,105 | 0.6% |

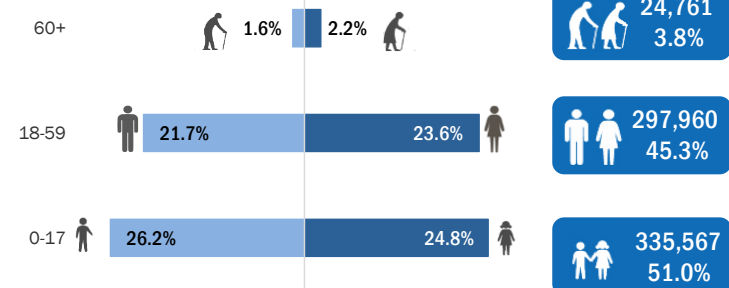
Registration Trend

| | | |
|------|---------|-------|
| 2011 | 2,360 | 0.2% |
| 2012 | 129,339 | 12.7% |
| 2013 | 665,198 | 65.1% |
| 2014 | 121,387 | 11.9% |
| 2015 | 41,033 | 4.0% |
| 2016 | 53,624 | 5.2% |
| 2017 | 9,192 | 0.9% |

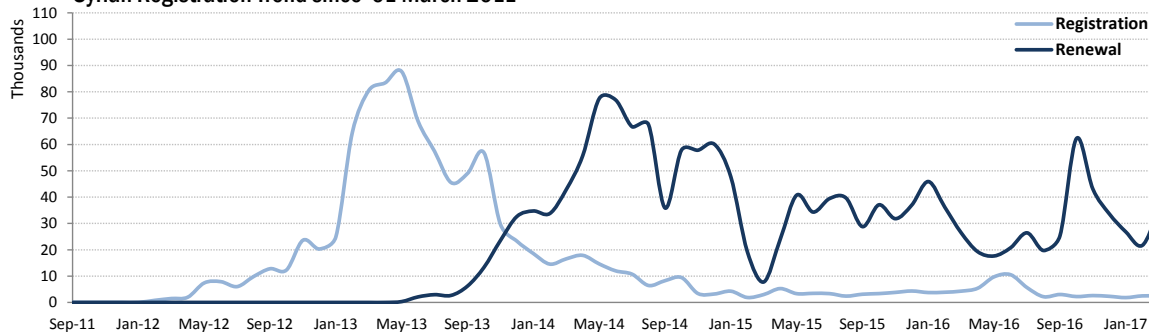
Biometric Statistics (IRIS)



Age-Gender Breakdown

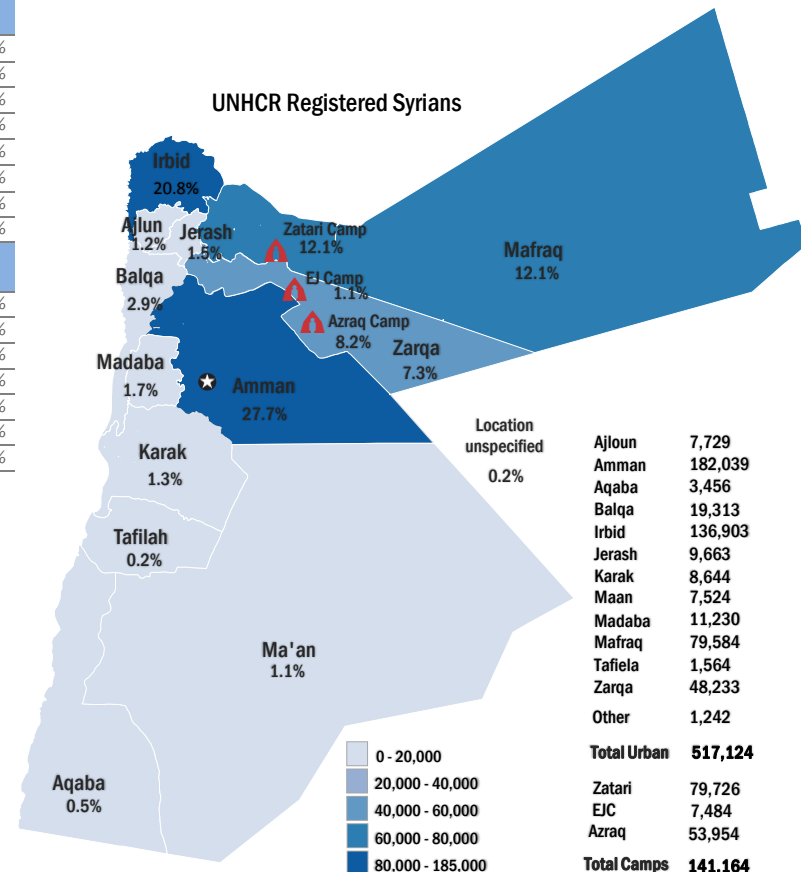


Syrian Registration Trend since 01 March 2011



Interagency Portal: <http://data.unhcr.org/Syrianrefugees>
 UNHCR on the web: <http://www.unhcr.org> ; <http://www.unhcr.org>
 UNHCR on Social network: <http://www.facebook.com/UNHCRJordan> ; <http://twitter.com/ZaatariCamp>
 DAG Jordan

UNHCR Registered Syrians



* Coloured map only reflects refugees living outside camps.

| | |
|--------------------|----------------|
| Ajloun | 7,729 |
| Amman | 182,039 |
| Aqaba | 3,456 |
| Balqa | 19,313 |
| Irbid | 136,903 |
| Jerash | 9,663 |
| Karak | 8,644 |
| Ma'an | 7,524 |
| Madaba | 11,230 |
| Mafraq | 79,584 |
| Tafila | 1,564 |
| Zarqa | 48,233 |
| Other | 1,242 |
| Total Urban | 517,124 |
| Zatari | 79,726 |
| EJC | 7,484 |
| Azraq | 53,954 |
| Total Camps | 141,164 |