

Registration Statistics

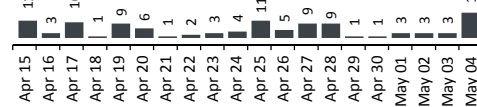
Registered	
Mahama	137
Kigali	
Nyarushishi	
Total	137

Camp / Reception Centre Population		
Bugesera*	222	117
Nyanza*	4	3
Nyarushishi*	1	1
Mahama	53,346	18,526
Gatore*	212	163
Kigali	28,222	14,134
Huye	3,254	1,242
Total	85,261	34,186

Total Arrivals



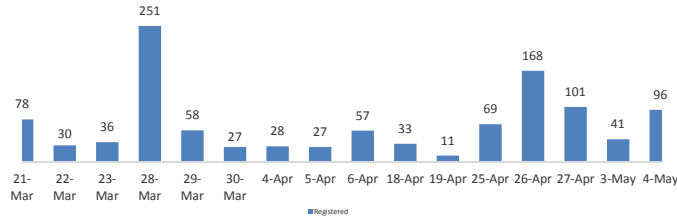
Gatore Arrivals



85,261	Total Active Refugees
84,744	Registered L2
517	Registered L1**
9,686	Temporarily Inactivated***
94,947	Active + Inactive Refugees

Kigali Arrivals:6 Bugesera Arrivals:3 Nyanza Arrivals: 1

Daily Registration Trends

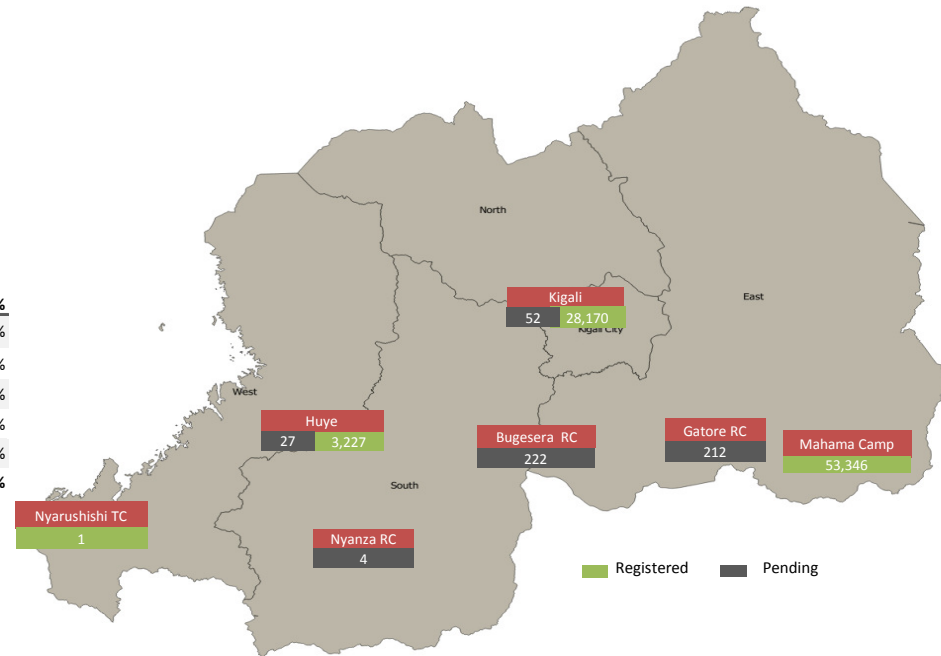


Area of Origin		
Kirundo	36,427	43%
Bujumbura Mairie	30,829	36%
Muyinga	7,942	9%
Ngozi	2,693	3%
Karuzi	1,177	1%
Kayanza	965	1%
Cibitoke	925	1%
Gitega	609	1%
Bubanza	483	1%
Ruyigi	467	1%
Others	2,227	3%
Total	84,744	

Age Cohort	Female	Male	Total	%
0 - 4 years	6,255	6,493	12,748	15%
5 - 11 years	7,748	7,880	15,628	18%
12 - 17 years	5,344	5,640	10,984	13%
18 - 59 years	21,518	22,053	43,571	51%
60 + years	1,161	652	1,813	2%
Total	42,026	42,718	84,744	100%

Dependants of Burundian Refugees - Other Nationalities

Origin	Female	Male	Total
Rwanda	265	25	290
Tanzania	2	1	3
Belgium	1		1
Kenya	1		1
Uganda	1		1
Total	270	26	296



* Source: MIDIMAR. All other sources are UNHCR

** Individuals registered in Nyanza, Gatore, Bugesera RCs have undergone level 1 biometric registration

*** Inactivated due to absence at food distribution for 3 or more consecutive months in Sep 2015 - April 2017 (8,229) or spontaneous departure to BDI (1,457)

For more information please visit our website: <http://data2.unhcr.org/en/situations/burundi/location/2006>