


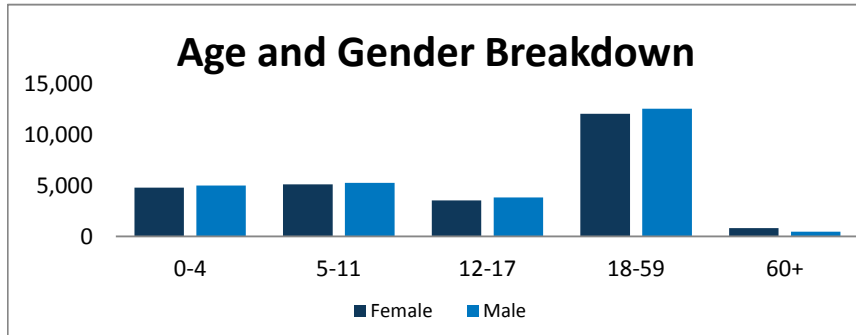


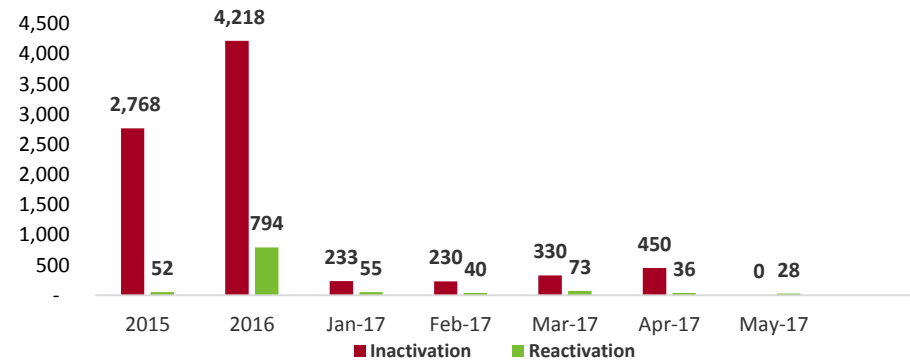
TOTAL REGISTERED REFUGEES AND ASYLUM SEEKERS
53,646
AGE AND GENDER BREAKDOWN

Age	0-4	5-11	12-17	18-59	60+	Total	%
Female	4,818	5,149	3,538	12,096	815	26,416	49%
Male	5,027	5,290	3,856	12,598	459	27,230	51%
Total	9,845	10,439	7,394	24,694	1,274	53,646	
%	18.4%	19.5%	13.8%	46.0%	2.4%	100%	

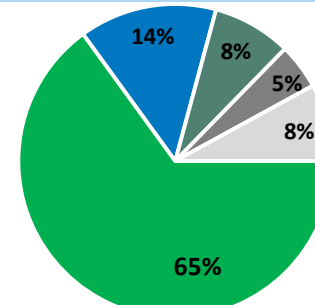
Children	51.6%	18-59	46.0%	60+	2.4%
	27,555		24,677		1,275


SPECIFIC NEEDS

Child at risk	15	0%
Disability	472	12%
Family unity	255	6%
Older person at risk	786	20%
Serious medical condition	649	17%
Single parent	60	2%
Specific legal and physical protection needs	201	5%
Torture	15	0%
Unaccompanied and separated child	1,257	32%
Woman at risk	222	6%

Inactivation and Reactivation (of inactivated) due to missing 3 cycles of general food distribution

Weekly Registration
Week 12th May-18th May 2017

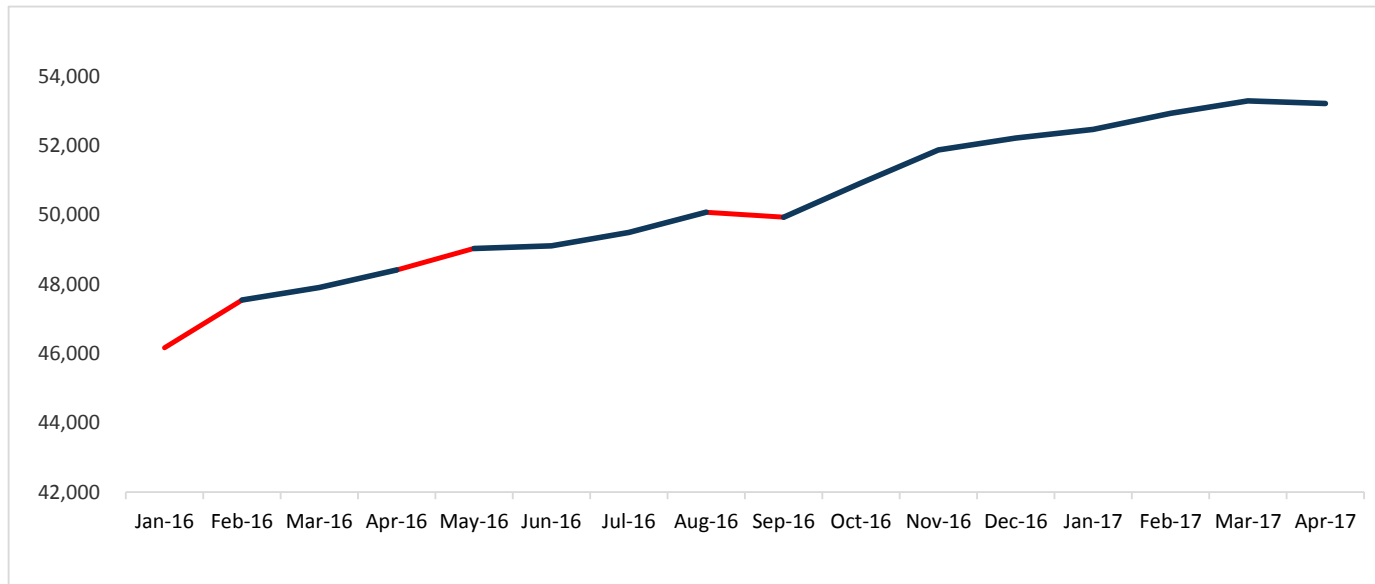
Female	Male	Total
67	85	152

WRA*(15-49) 12,862
WRA*(12-49) For Pads 14,686
TOP 5 AREAS OF ORIGIN


■ Kirundo ■ Muyinga ■ Bujumbura Mairie ■ Ngozi ■ Others

*WRA: Women in Reproductive Age

GROWTH POPULATION TRENDS



Families

Size	Total	%
1	7848	42.12%
2	2242	12.03%
3	2355	12.64%
4	1909	10.24%
5	1658	8.90%
6	1214	6.51%
7	703	3.77%
8	401	2.15%
9	179	0.96%
10	86	0.46%
11	33	0.18%
12	5	0.03%
13	1	0.01%
Total	18,634	100.0%

Age and Gender Breakdown details

Age Cohort	Female	Male	Total
0 - 5	5649	5936	11585
6 - 12	4959	5043	10002
10 - 14	3069	3153	6222
15 - 19	2632	2899	5531
13 - 18	3320	3694	7014
20 - 24	2639	2842	5481
19 -59	11673	12098	23771
60+	815	459	1274

Age Cohort	Female	Male	Total
0-6 months	755	774	1529
0-9 months	1071	1096	2167
6-23 months	1649	1710	3359
0-12 months	1399	1429	2828
0-35 months	3251	3349	6600
0-2 years	3251	3349	6600
3 yrs	783	874	1657
4-5 years	1615	1713	3328
6 years	841	905	1746
7 -12 years	4118	4138	8256



indegO * africa

