

### Total Active Registered Iraqis

63,024

## Standard Age and Gender

Age	0-4	5-11	12-17	18-35	36-59	60+	Total	%
Female	2,233	4,689	3,022	9,199	8,079	3,313	30,535	48.4%
Male	2,378	5,211	3,366	10,339	8,363	2,832	32,489	51.6%
Total	4,611	9,900	6,388	19,538	16,442	6,145	63,024	100%
	7.3%	15.7%	10.1%	31.0%	26.1%	9.8%		

## Place of Origin

Baghdad	32,547	51.6%
Erbil	6,985	11.1%
Basrah	4,144	6.6%
Anbar	3,822	6.1%
Ninewa	3,740	5.9%
Dahuk	2,657	4.2%
Salah al-Din	1,331	2.1%
Thi-Qar	1,265	2.0%
Diyala	1,066	1.7%
Tameem	1,055	1.7%
Missan	573	0.9%
Muthanna	541	0.9%
Sulaymaniyah	516	0.8%
Babylon	454	0.7%
Wassit	360	0.6%
Najaf	299	0.5%
Qadissiya	213	0.3%
Kerbala	201	0.3%
Other	1,255	2.0%

## Specific Needs

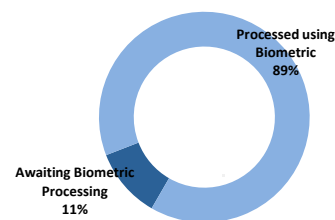
Serious medical condition	6,724	10.7%
Disability	2,452	3.9%
Specific legal and physical protection needs	2,010	3.2%
Child at risk	1,983	3.1%
Woman at risk	1,751	2.8%
Single parent	1,055	1.7%
Older person at risk	769	1.2%
Unaccompanied or separated child	167	0.3%
<b>Total</b>	<b>16,911</b>	<b>26.8%</b>

\* An individual can have more than one specific need

## Arrivals

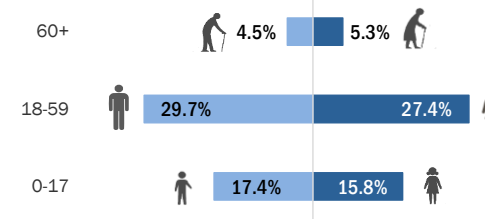
	Arrival	Registration
Pre-2006	4,412	72,669
2006	3,474	4,689
2007	2,300	31,285
2008	1,200	9,761
2009	1,528	6,840
2010	2,177	7,980
2011	2,651	7,767
2012	2,800	4,088
2013	5,067	5,392
2014	17,321	21,541
2015	8,620	9,869
2016	9,343	10,562
2017	2,131	3,088

## Biometric Statistics (IRIS)



## UNHCR Jordan

### Age-Gender Breakdown

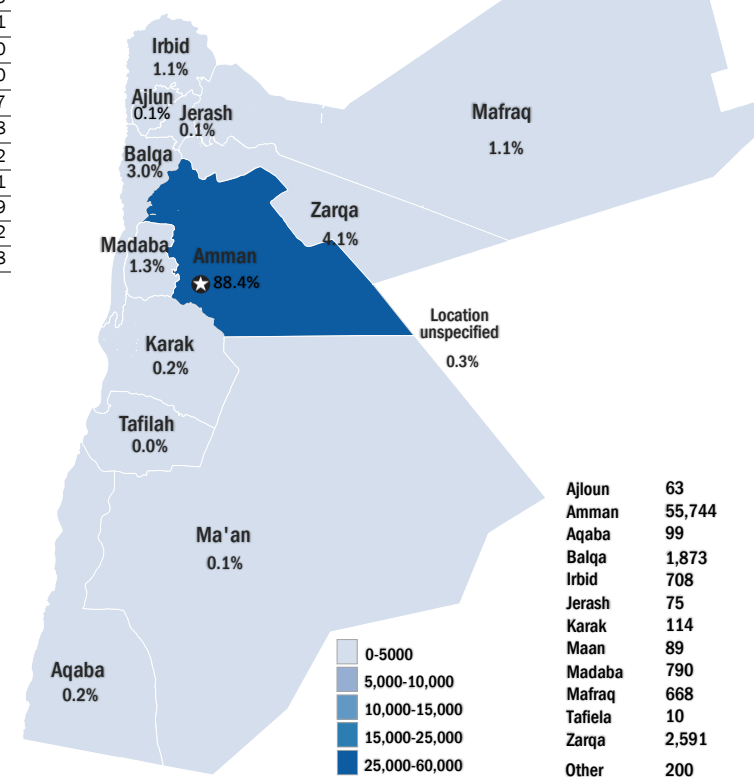


 6,145  
9.8%

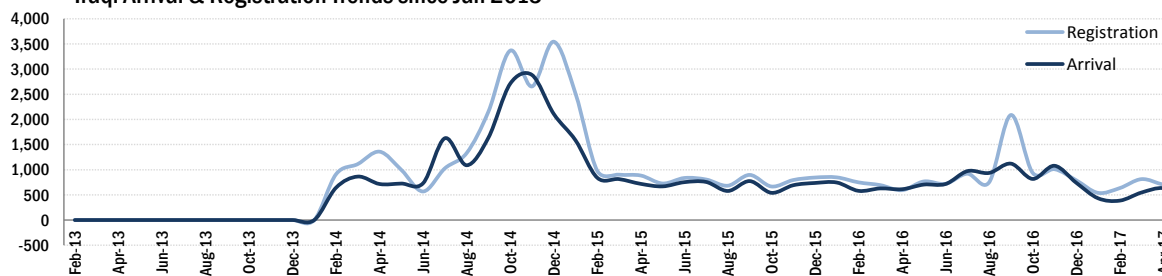
35,980  
57.1%

 20,899  
33.2%

### UNHCR Registered Iraqis



### Iraqi Arrival & Registration Trends since Jan 2013



Interagency Portal: <http://data.unhcr.org/Syrianrefugees>  
 UNHCR on the web: <http://www.unhcr.org> ; <http://www.unhcr.org>  
 UNHCR on Social network: <http://www.facebook.com/UNHCRJordan> <http://twitter.com/ZaatarCamp>  
 DAG Jordan

\* Coloured map only reflects refugees living outside camps.