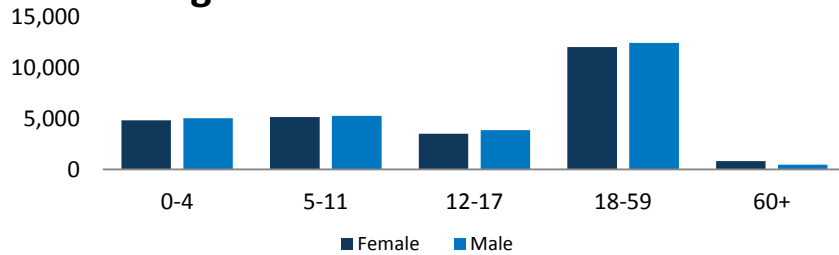


**TOTAL REGISTERED REFUGEES AND ASYLUM SEEKERS**
**53,590**
**Age and Gender Breakdown**

**AGE AND GENDER BREAKDOWN**

Age	0-4	5-11	12-17	18-59	60+	Total	%
Female	4,851	5,155	3,534	12,079	815	26,434	49%
Male	5,052	5,286	3,864	12,495	459	27,156	51%
<b>Total</b>	<b>9,903</b>	<b>10,441</b>	<b>7,398</b>	<b>24,574</b>	<b>1,274</b>	<b>53,590</b>	
%	18.5%	19.5%	13.8%	45.9%	2.4%	100%	

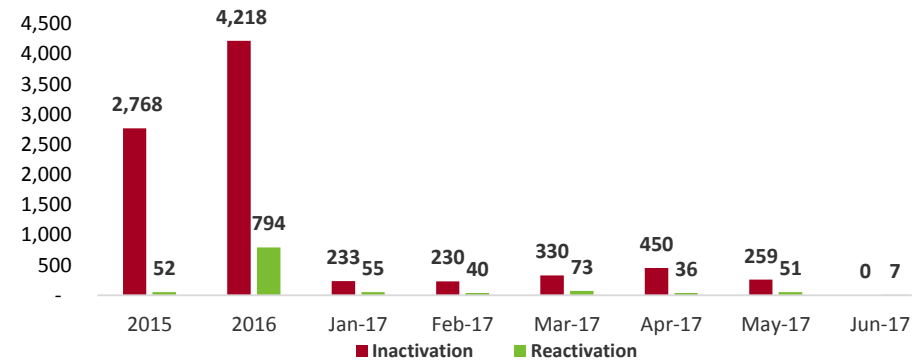
**Children**
**51.8%**

**27,749**
**18-59**
**45.9%**

**24,722**
**60+**
**2.4%**

**1,278**
**SPECIFIC NEEDS**

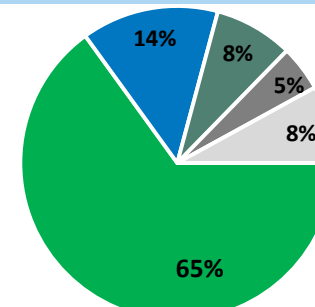
Child at risk	40	1%
Disability	944	20%
Family unity	253	5%
Older person at risk	785	17%
Serious medical condition	862	19%
Single parent	60	1%
Specific legal and physical protection needs	200	4%
Torture	15	0%
Unaccompanied and separated child	1,262	27%
Woman at risk	229	5%

**Inactivation and Reactivation (of inactivated) due to missing 3 cycles of general food distribution**

**Weekly Registration**
**Week 26th May-1st June 2017**

Female	Male	Total
37	54	91

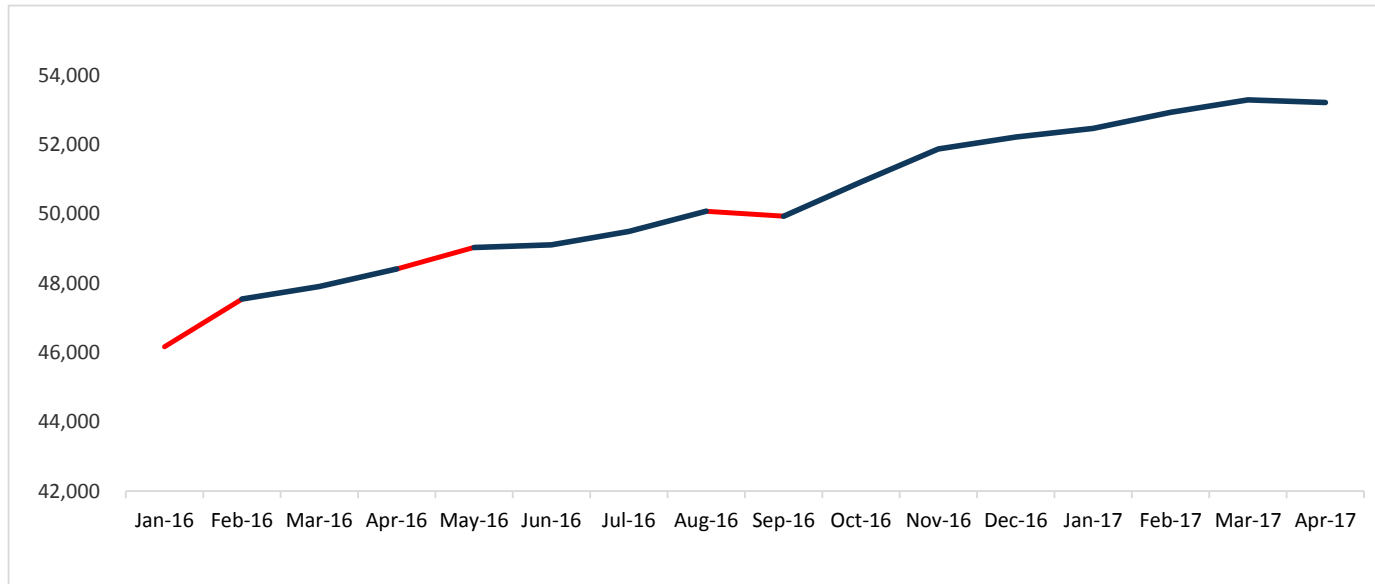
**WRA\*(15-49)**
**12,851**
**WRA\*(12-49) For Pads**
**14,670**

\*WRA: Women in Reproductive Age

**TOP 5 AREAS OF ORIGIN**


■ Kirundo ■ Muyinga ■ Bujumbura Mairie ■ Ngozi ■ Others

## GROWTH POPULATION TRENDS



## Families

Size	Total	%
1	7720	41.72%
2	2220	12.00%
3	2353	12.72%
4	1914	10.34%
5	1663	8.99%
6	1223	6.61%
7	698	3.77%
8	406	2.19%
9	181	0.98%
10	86	0.46%
11	33	0.18%
12	5	0.03%
13	1	0.01%
<b>Total</b>	<b>18,503</b>	<b>100.0%</b>

## Age and Gender Breakdown details

Age Cohort	Female	Male	Total
0 - 5	5691	5952	11643
6 - 12	4955	5050	10005
10 - 14	3063	3148	6211
15 - 19	2626	2898	5524
13 - 18	3312	3688	7000
20 - 24	2640	2803	5443
19 -59	11661	12007	23668
60+	815	459	1274

Age Cohort	Female	Male	Total
0-6 months	739	762	1501
0-9 months	1068	1104	2172
6-23 months	1666	1715	3381
0-12 months	1398	1435	2833
0-35 months	3259	3358	6617
0-2 years	3259	3358	6617
3 yrs	800	888	1688
4-5 years	1632	1706	3338
6 years	838	921	1759
7 -12 years	4117	4129	8246



indegO \* africa

