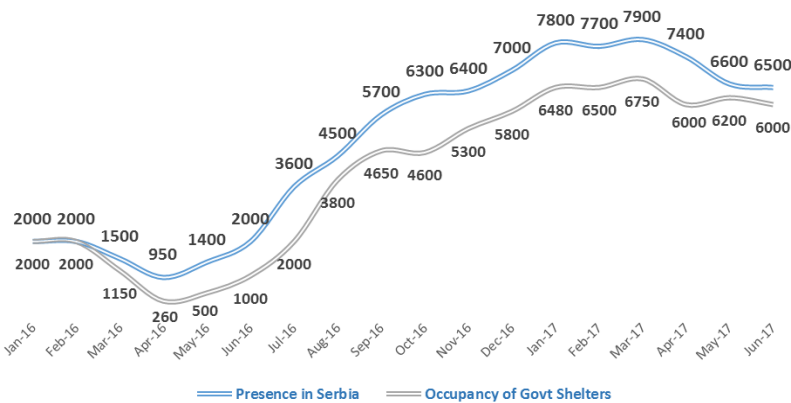


New Refugees, Asylum-Seekers and Migrants
 Presence & Shelter in Serbia, Jan 2016 - June 2017



Total [observed] arrivals in May:

Total [observed] arrivals in April:

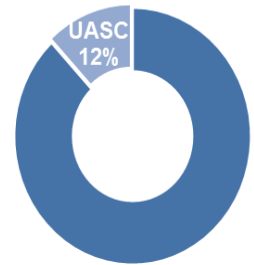
222 ↓
456 ↓

Share of UASC in overall arrivals
 Jan-May 2017

Total [observed] arrivals of unaccompanied/separated children in May:

Total [observed] arrivals of unaccompanied/separated children in April:

22 ↓
80 ↓



Total occupancy of government centres as at 31 May 2017:

Total occupancy of government centres as at 30 April 2017:

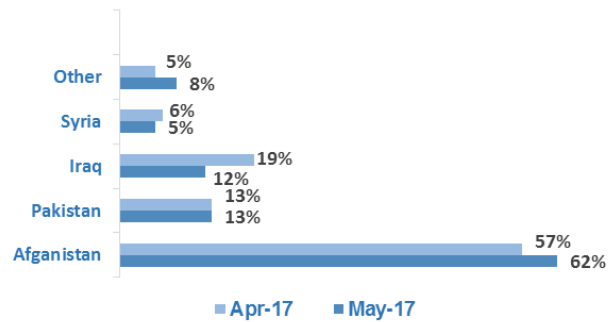
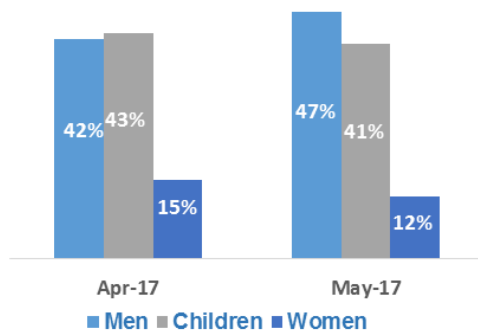
6,165 ↑
5,985 ↑

Total presence of refugees/migrants/asylum-seekers - 31 May 2017:

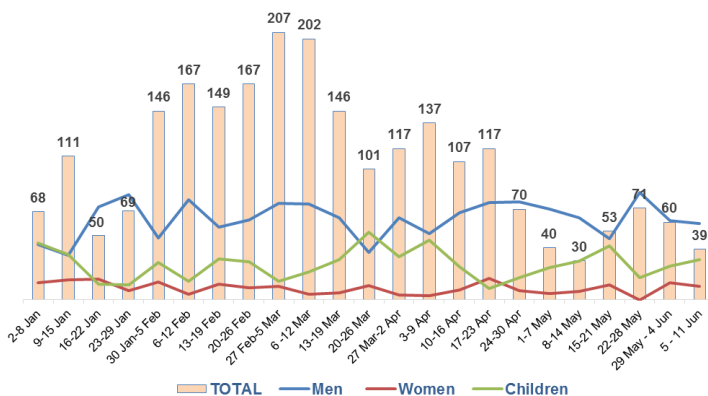
Total presence of refugees/migrants/asylum-seekers - 30 April 2017:

6,605 ↓
7,364 ↓

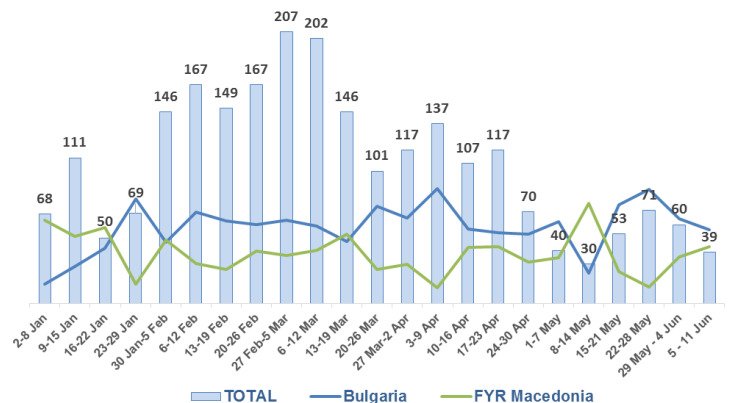
Age/gender/nationality breakdown of refugees/migrants/asylum-seekers accommodated in government centres (*based on a sample of 5,000 persons):



Age/Gender 2017 - Weekly arrivals



Country of Transit 2017 - Weekly arrivals

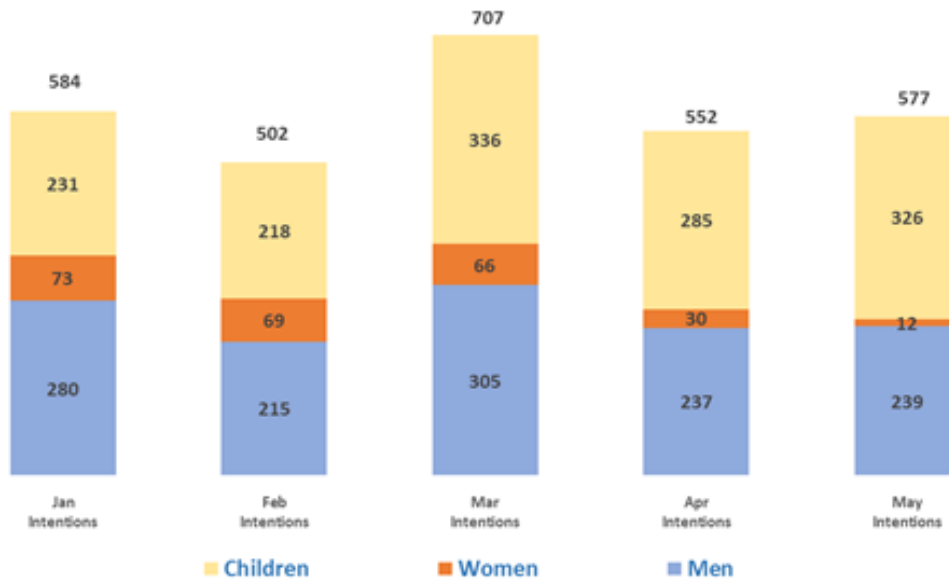


ASYLUM APPLICATIONS:

Applications for asylum submitted in May 2017: 9 ↑
 Applications for asylum submitted in April 2017: 0

Substantive first-instance decisions in May 2017: 0 ↓
 Substantive first-instance decisions in April 2017: 1

Positive decisions in May 2017: 0
 Positive decisions in April 2017: 0

Monthly asylum intentions 2017

COLLECTIVE EXPULSIONS:

of observed expulsions from Hungary, May 2017: 137 ↑
 # of observed expulsions from Hungary, April 2017: 20

of observed expulsions from Croatia, May 2017: 372 ↑
 # of observed expulsions from Croatia, April 2017: 262

of observed expulsions from Romania, May 2017: 28 ↓
 # of observed expulsions from Romania, April 2017: 41

Collective [observed] expulsions into Serbia Jan - May 2017
