

Refugee and Migrant Child Population outside Accommodation sites in Thessaloniki

Thessaloniki, Greece

February 2017

Background and Methodology

Since the large influx of refugees and migrants to Greece in 2015 and the closure of the borders with neighbouring countries in spring 2016, many refugees and migrants have moved to Thessaloniki. Apartments, shelters for unaccompanied and separated children (UASC) and hotels have opened to provide accommodation for vulnerable individuals, including families with children, UASC and relocation candidates.

This factsheet gives an overview of the demographics of the refugee and migrant child population living in Thessaloniki in February 2017. **Children represented 55% of the assessed population.**

These findings are based on a participatory mapping exercise with a total of ten participants, including activists, NGO workers and migrant community representatives, as well as site-level data collection through key informants in Thessaloniki in February 2017. One key informant interview took place per site, except in cases where one organisation was responsible for several apartments and could give information about several sites.

Estimated numbers of children are presented for **sites identified in 12 neighbourhoods in and around Thessaloniki**. Neighbourhoods included are the **centre of Thessaloniki, Ambelokipoi, Evosmos, Eleftherio-Kordelio, Menemeni, Neapoli, Oreokastro, Pylaia, Sindos, Stavroupoli, Thermi**

and Trilofos. For protection purposes, the exact location of each site is not given. Numbers and demographics are displayed by neighbourhood, where more than 20 children were reported. Sources include ARSIS; PRAKSIS; Solidarity Now; Oikopolis NGO; NAOMI Care; Antigone; Alkyone and Filoxenia International. All percentages are calculated from numbers given by key informants and refer to the population as of February 2017.

The REACT program run by ARSIS and the Municipalities of Thessaloniki, Kalamaria and Sykies has a capacity of 650 people in apartments in the respective municipalities. Information for this population was not available during data collection.

Definitions used

Accompanied children: Children who are with one or both of their parents or guardian by recognised custom or by law.

Separated children: Children who are separated from both parents, and from the previous legal or usual primary caregiver, but not necessarily from other relatives.

Unaccompanied children: Children who are separated from both parents and other relatives, and who are not being cared for by an adult who, by custom or by law, is responsible for doing so.

UASC: Unaccompanied and separated children.

Apartment: Apartment provided by (I)NGOs for refugees and migrants.

Hotel: Hotel which is currently providing accommodation to refugees and migrants under the UNHCR accommodation scheme.

Independent Initiative: Independently run shelter providing accommodation for refugees and migrants.

NGO Shelter: Accommodation provided by an NGO in a shelter for refugees and migrants.

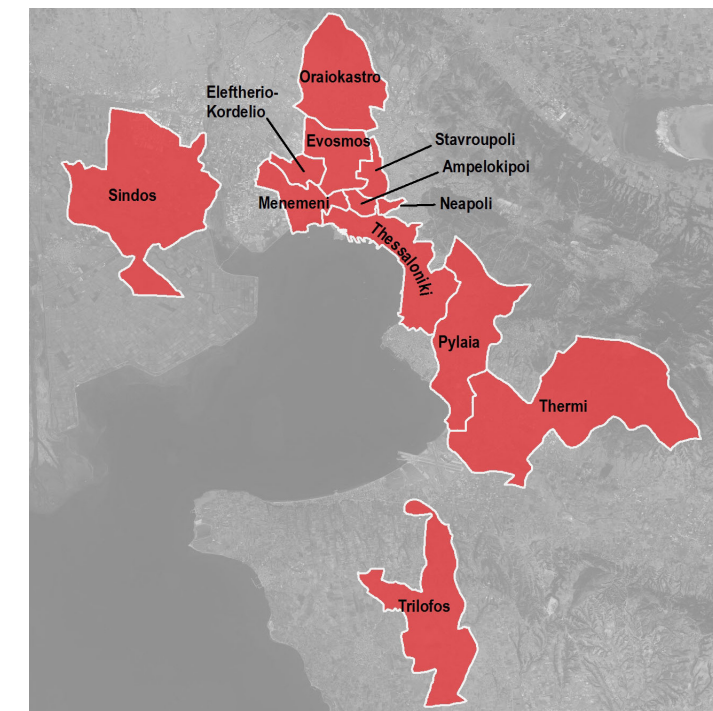
Site: Building currently housing refugees and migrants.

Site capacity: Number of people who can stay in each site, as reported by key informants.

UASC shelter: Shelter providing accommodation for unaccompanied and separated children.

Urban: The urban complex of Thessaloniki, including districts that belong to the Thessaloniki wider urban area and including up to the Thessaloniki industrial zone.

Map: Neighbourhoods assessed in Thessaloniki



Refugee and Migrant Child Population outside Accommodation sites in Thessaloniki

Thessaloniki, Greece

February 2017

Demographics of the overall Refugee and Migrant Population in Thessaloniki

Demographics																
Assessed population	1,171															
Number of children	642*															
Average length of stay (months)	6															
Proportion of population hosted in each type of site	<table border="0"> <tr> <td>Apartments:</td> <td>67%**</td> <td><div style="width: 67%;"></div></td> </tr> <tr> <td>Hotels:</td> <td>14%</td> <td><div style="width: 14%;"></div></td> </tr> <tr> <td>UASC Shelters:</td> <td>8%</td> <td><div style="width: 8%;"></div></td> </tr> <tr> <td>Independent Initiative:</td> <td>6%</td> <td><div style="width: 6%;"></div></td> </tr> <tr> <td>NGO Shelter:</td> <td>4%</td> <td><div style="width: 4%;"></div></td> </tr> </table>	Apartments:	67%**	<div style="width: 67%;"></div>	Hotels:	14%	<div style="width: 14%;"></div>	UASC Shelters:	8%	<div style="width: 8%;"></div>	Independent Initiative:	6%	<div style="width: 6%;"></div>	NGO Shelter:	4%	<div style="width: 4%;"></div>
Apartments:	67%**	<div style="width: 67%;"></div>														
Hotels:	14%	<div style="width: 14%;"></div>														
UASC Shelters:	8%	<div style="width: 8%;"></div>														
Independent Initiative:	6%	<div style="width: 6%;"></div>														
NGO Shelter:	4%	<div style="width: 4%;"></div>														
Primary languages spoken in sites	<table border="0"> <tr> <td>Arabic:</td> <td>86%</td> <td><div style="width: 86%;"></div></td> </tr> <tr> <td>Kurmanji:</td> <td>9%</td> <td><div style="width: 9%;"></div></td> </tr> <tr> <td>Farsi:</td> <td>3%</td> <td><div style="width: 3%;"></div></td> </tr> <tr> <td>Urdu:</td> <td>2%</td> <td><div style="width: 2%;"></div></td> </tr> <tr> <td>English:</td> <td>1%</td> <td><div style="width: 1%;"></div></td> </tr> </table>	Arabic:	86%	<div style="width: 86%;"></div>	Kurmanji:	9%	<div style="width: 9%;"></div>	Farsi:	3%	<div style="width: 3%;"></div>	Urdu:	2%	<div style="width: 2%;"></div>	English:	1%	<div style="width: 1%;"></div>
Arabic:	86%	<div style="width: 86%;"></div>														
Kurmanji:	9%	<div style="width: 9%;"></div>														
Farsi:	3%	<div style="width: 3%;"></div>														
Urdu:	2%	<div style="width: 2%;"></div>														
English:	1%	<div style="width: 1%;"></div>														

Children																								
Status	Accompanied	UASC																						
Number of children	536 (83%)	106 (17%)																						
Gender of children	51% Male 49% Female	98% Male 2% Female																						
Ages of children	<table border="0"> <tr> <td>0-4 years:</td> <td>41%</td> </tr> <tr> <td>5-11 years:</td> <td>41%</td> </tr> <tr> <td>12-14 years:</td> <td>10%</td> </tr> <tr> <td>15-17 years:</td> <td>8%</td> </tr> </table>	0-4 years:	41%	5-11 years:	41%	12-14 years:	10%	15-17 years:	8%	<table border="0"> <tr> <td>5-11 years:</td> <td>3%</td> </tr> <tr> <td>12-14 years:</td> <td>8%</td> </tr> <tr> <td>15-17 years:</td> <td>87%</td> </tr> <tr> <td>Data not available:</td> <td>3%</td> </tr> </table>	5-11 years:	3%	12-14 years:	8%	15-17 years:	87%	Data not available:	3%						
0-4 years:	41%																							
5-11 years:	41%																							
12-14 years:	10%																							
15-17 years:	8%																							
5-11 years:	3%																							
12-14 years:	8%																							
15-17 years:	87%																							
Data not available:	3%																							
Countries of origin of children	<table border="0"> <tr> <td>Syria:</td> <td>79%</td> </tr> <tr> <td>Iraq:</td> <td>6%</td> </tr> <tr> <td>Nigeria:</td> <td>2%</td> </tr> <tr> <td>Data not available:</td> <td>13%</td> </tr> </table>	Syria:	79%	Iraq:	6%	Nigeria:	2%	Data not available:	13%	<table border="0"> <tr> <td>Syria:</td> <td>41%</td> </tr> <tr> <td>Afghanistan:</td> <td>28%</td> </tr> <tr> <td>Pakistan:</td> <td>21%</td> </tr> <tr> <td>Albania:</td> <td>3%</td> </tr> <tr> <td>Iran:</td> <td>3%</td> </tr> <tr> <td>Iraq:</td> <td>2%</td> </tr> <tr> <td>Morocco:</td> <td>2%</td> </tr> </table>	Syria:	41%	Afghanistan:	28%	Pakistan:	21%	Albania:	3%	Iran:	3%	Iraq:	2%	Morocco:	2%
Syria:	79%																							
Iraq:	6%																							
Nigeria:	2%																							
Data not available:	13%																							
Syria:	41%																							
Afghanistan:	28%																							
Pakistan:	21%																							
Albania:	3%																							
Iran:	3%																							
Iraq:	2%																							
Morocco:	2%																							

*This figure also includes children in neighbourhoods where less than 20 children were identified and are, as such, not included in the neighbourhood-level breakdown of findings. The number of children assessed in unknown districts is much higher than the number of children in assessed districts where Lebanese, Palestinian or Bangladeshi children are hosted, hence the overall data reflects the larger overall population of Nigerian children in assessed locations.








**In some instances, percentages may not add up to 100% due to rounding.

Refugee and Migrant Child Population outside Accommodation sites in Thessaloniki

Thessaloniki, Greece

February 2017

Demographics by Neighbourhood

	Thessaloniki Centre	Evosmos	Menemeni
Demographics			
Assessed population	184	75	74
Number of children	87	56	43
Capacity***	Not applicable	120	86
Average length of stay (months)	3	6	5
Types of site in which population is hosted	Apartments 1 UASC Shelter 2 Independent Initiatives 1 NGO Shelter	1 Independent Initiative	Apartments
Primary languages spoken in sites	Arabic: 66%  Kurmanji: 29%  Farsi: 4%  Urdu: 1% 	Arabic: 95%  Kurmanji: 5% 	Arabic: 100% 

Children

Status	Accompanied		UASC	Accompanied		UASC	Accompanied		UASC
	64 (74%)		23 (26%)	56 (100%)		Not applicable	41 (95%)		2 (5%)
Number of children	64 (74%)		23 (26%)	56 (100%)		Not applicable	41 (95%)		2 (5%)
Gender of children	52% Male	48% Female	100% Male	54% Male	46% Female	Not applicable	37% Male	63% Female	100% Male
Ages of children	0-4 years: 44% 5-11 years: 40% 12-14 years: 11% 15-17 years: 5%		12-14 years: 4% 15-17 years: 96%	0-4 years: 32% 5-11 years: 45% 12-14 years: 11% 15-17 years: 12%		Not applicable	0-4 years: 24% 5-11 years: 44% 12-14 years: 22% 15-17 years: 10%		15-17 years: 100%
Countries of origin of children	Syria: 94% Iraq: 6%	Syria: 44% Afghanistan: 39% Pakistan: 9% Iran: 4% Morocco: 4%	Syria: 44% Afghanistan: 39% Pakistan: 9% Iran: 4% Morocco: 4%	Syria: 82% Iraq: 18%	Syria: 82% Iraq: 18%	Not applicable	Syria: 95% Lebanon: 5%	Syria: 100%	Syria: 100%










***Capacity is reported as indicated by key informants, throughout.

Refugee and Migrant Child Population outside Accommodation sites in Thessaloniki

Thessaloniki, Greece

February 2017

Demographics by Neighbourhood

	Oraiokastro		Sindos		Thermi				
Demographics									
Assessed population	26****		160		64				
Number of children	25		101		26				
Capacity	Not applicable		190		90				
Average length of stay (months)	6		5		9				
Types of site in which population is hosted	1 UASC Shelter		Apartments 2 UASC Shelters		1 Hotel				
Primary languages spoken in sites	Arabic: 31% 	Farsi: 31% 	Urdu: 27% 	Other: 11% 	Arabic: 71% 	Kurmanji: 13% 	Farsi: 8% 	Urdu: 8% 	Arabic: 100% 
Children									
Status	Accompanied	UASC	Accompanied	UASC	Accompanied	UASC			
Number of children	Not applicable	25 (100%)	53 (52%)	48 (48%)	26 (100%)	Not applicable			
Gender of children	Not applicable	100% Male	45% Male 55% Female	98% Male 2% Female	54% Male 46% Female	Not applicable			
Ages of children	Not applicable	12-14 years: 12% 15-17 years: 80% Data not available: 8%	0-4 years: 47% 5-11 years: 38% 12-14 years: 9% 15-17 years: 6%	5-11 years: 4% 12-14 years: 8% 15-17 years: 88%	0-4 years: 58% 5-11 years: 23% 12-14 years: 11% 15-17 years: 8%	Not applicable			
Countries of origin of children	Not applicable	Afghanistan: 32% Pakistan: 28% Syria: 24% Albania: 8% Iraq: 8%	Syria: 100%	Syria: 44% Pakistan: 25% Afghanistan: 21% Iran: 4% Morocco: 2% Albania: 2% Bangladesh: 2%	Syria: 92% Iraq: 8%	Not applicable			





****One of the individuals assessed had recently turned 18 and is not included in the overall count of children.

Refugee and Migrant Child Population outside Accommodation sites in Thessaloniki

Thessaloniki, Greece

February 2017

Demographics by Neighbourhood

	Trilofos	Districts unavailable
Demographics		
Assessed population	94	467
Number of children	34	255
Capacity	112	472
Average length of stay (months)	9	7
Types of site in which population is hosted	1 Hotel	Apartments
Primary languages spoken in sites	Arabic: 100% 	Arabic: 93%  Kurmaji: 5%  English: 2% 

Children						
Status	Accompanied		UASC	Accompanied		UASC
Number of children	34 (100%)		Not applicable	253 (99%)		2 (1%)
Gender of children	59% Male	41% Female	Not applicable	51% Male	49% Female	100% Male
Ages of children	0-4 years: 64% 5-11 years: 9% 12-14 years: 12% 15-17 years: 15%		Not applicable	0-4 years: 38% 5-11 years: 47% 12-14 years: 6% 15-17 years: 8%		15-17 years: 50% Data not available: 50%
Countries of origin of children	Syria: 97% Palestine: 3%		Not applicable	Syria: 64% Iraq: 6% Nigeria: 2% Data not available: 28%		Syria: 100%