

Synthèse Globale des données des réfugiés maliens au Niger



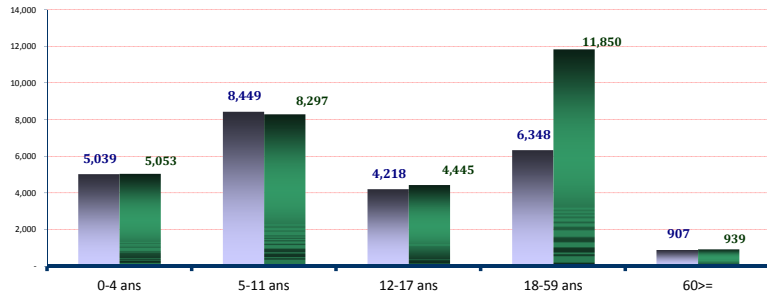
A. Synthèse des données

| | | |
|-----------------|--------------------|---------------|
| Dernière MAJ | 30-Jun-2017 | Familles |
| Effectif global | 55,545 | 11,513 |

| Camp | Individus | Urbain | Individus ZAR | Individus | |
|------------------|-----------|------------------|---------------|--------------|--------|
| Abala (O) | 13,162 | Niamey (U) | 3,659 | Intikane (O) | 18,405 |
| Mangaize (O) | 9,389 | Averou Ville (U) | 811 | | |
| Tabareybarey (O) | 10,119 | | | | |

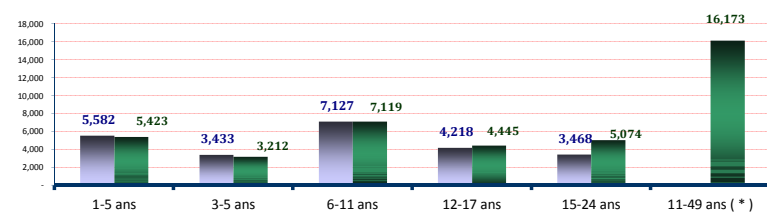
B. Démographie de la pop. Actuelle

| Age | Homme | Femme | (%) |
|----------------|---------------|---------------|-----------------|
| 0-4 ans | 5,039 | 5,053 | 18.17% |
| 5-11 ans | 8,449 | 8,297 | 30.15% |
| 12-17 ans | 4,218 | 4,445 | 15.60% |
| 18-59 ans | 6,348 | 11,850 | 32.76% |
| 60>= | 907 | 939 | 3.32% |
| S.Total | 24,961 | 30,584 | 100.00% |
| (%) | 44.94% | 55.06% | Familles |
| G.Total | | 55,545 | 11,513 |



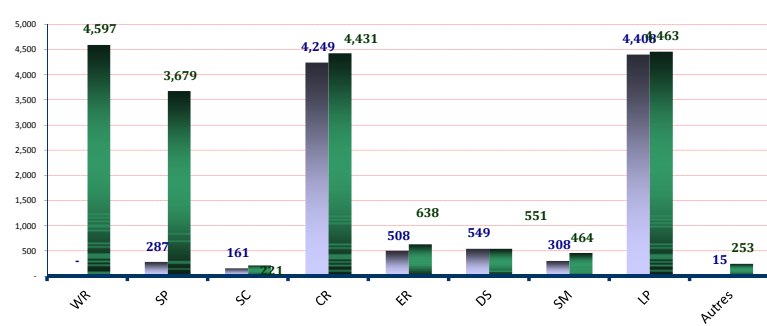
B. Tranche d'âge utile (Kits hygiéniques *)

| Age | Homme | Femme | (%) |
|---------------|-------|--------|--------|
| 1-5 ans | 5,582 | 5,423 | 19.81% |
| 3-5 ans | 3,433 | 3,212 | 11.96% |
| 6-11 ans | 7,127 | 7,119 | 25.65% |
| 12-17 ans | 4,218 | 4,445 | 15.60% |
| 15-24 ans | 3,468 | 5,074 | 15.38% |
| 11-49 ans (*) | | 16,173 | 29.12% |



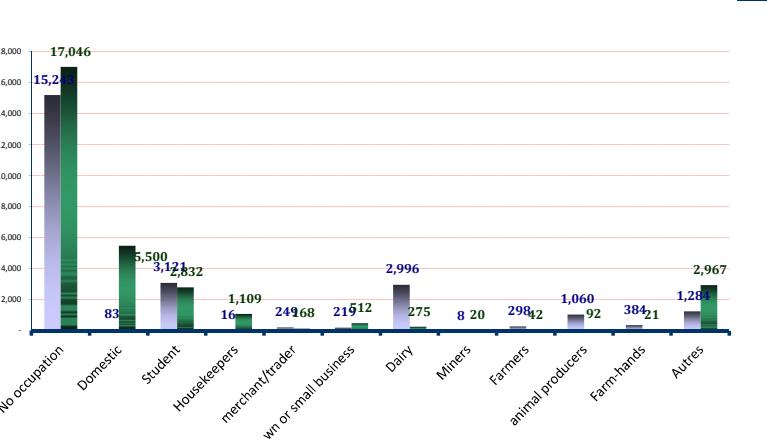
D. Besoins Spécifiques

| Besoins spécifiques | Homme | Femme | (%) |
|---------------------|---------------|---------------|---------------|
| 1) WR | - | 4,597 | 8.28% |
| 2) SP | 287 | 3,679 | 7.14% |
| 3) SC | 161 | 221 | 0.69% |
| 4) CR | 4,249 | 4,431 | 15.63% |
| 5) ER | 508 | 638 | 2.06% |
| 6) DS | 549 | 551 | 1.98% |
| 7) SM | 308 | 464 | 1.39% |
| 8- LP | 4,408 | 4,463 | 15.97% |
| 11) Autres | 15 | 253 | 0.48% |
| Total | 10,485 | 19,297 | 53.62% |



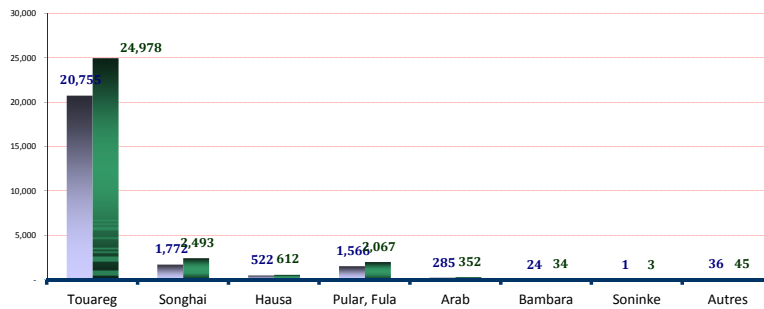
E. Occupations

| Occupations | Homme | Femme | (%) |
|----------------------|---------------|---------------|----------------|
| No occupation | 15,243 | 17,046 | 58.13% |
| Domestic | 83 | 5,500 | 10.05% |
| Student | 3,121 | 2,832 | 10.72% |
| Housekeepers | 16 | 1,109 | 2.03% |
| merchant/trader | 249 | 168 | 0.75% |
| wn or small business | 219 | 512 | 1.32% |
| Dairy | 2,996 | 275 | 5.89% |
| Miners | 8 | 20 | 0.05% |
| Farmers | 298 | 42 | 0.61% |
| animal producers | 1,060 | 92 | 2.07% |
| Farm-hands | 384 | 21 | 0.73% |
| Autres | 1,284 | 2,967 | 7.65% |
| Total | 24,961 | 30,584 | 100.00% |



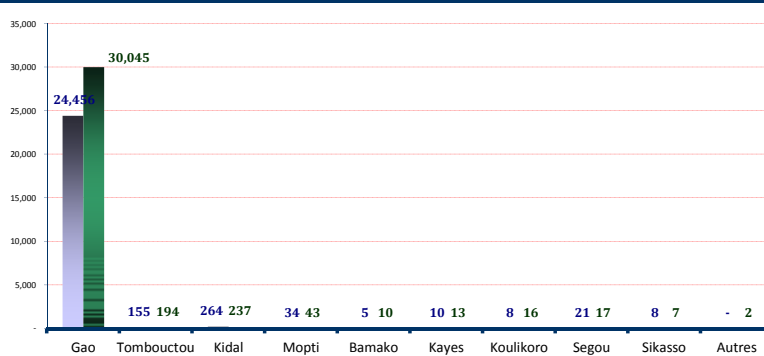
F. Ethnie des réfugiés

| Ethnie | | Homme | Femme | (%) |
|--------|-------------|--------|--------|--------|
| 1) | Touareg | 20,755 | 24,978 | 82.34% |
| 2) | Songhai | 1,772 | 2,493 | 7.68% |
| 3) | Hausa | 522 | 612 | 2.04% |
| 4) | Pular, Fula | 1,566 | 2,067 | 6.54% |
| 5) | Arab | 285 | 352 | 1.15% |
| 6) | Bambara | 24 | 34 | 0.10% |
| 7) | Soninke | 1 | 3 | 0.01% |
| 8) | Autres | 36 | 45 | 0.15% |



G. Regions d'origine

| Region | | Homme | Femme | (%) |
|--------|------------|--------|--------|--------|
| 1) | Gao | 24,456 | 30,045 | 98.12% |
| 2) | Tombouctou | 155 | 194 | 0.63% |
| 3) | Kidal | 264 | 237 | 0.90% |
| 4) | Mopti | 34 | 43 | 0.14% |
| 5) | Bamako | 5 | 10 | 0.03% |
| 6) | Kayes | 10 | 13 | 0.04% |
| 7) | Koulikoro | 8 | 16 | 0.04% |
| 8) | Segou | 21 | 17 | 0.07% |
| 9) | Sikasso | 8 | 7 | 0.03% |
| 10) | Autres | - | 2 | 0.00% |



CR : Enfant à risque, WR : Femme à risque, SP : Parent seul, ER : Personne âgée à risque, DS : Handicapé, SM : Condition Médicale sévère, SC : Enfant séparé et UC : Enfant non accompagné, LP : Protection Legal
 Pour toute information, prière adresser vos requêtes à l'adresse suivante : alassane@unhcr.org