

KEY FIGURES

* Indicators use yearly target which should be reached or exceeded toward end of the year, therefore current achievement value reflect cumulation of activities from January 2017 to current reporting date

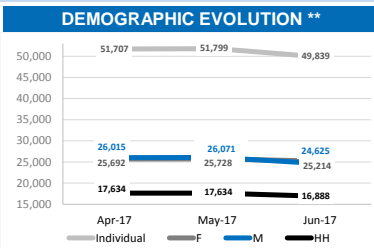
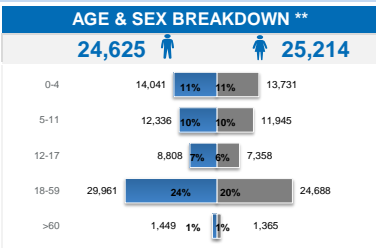
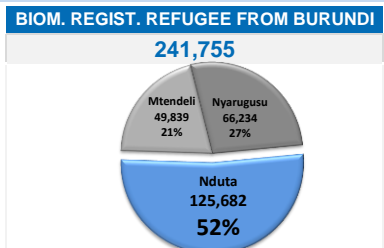
SITE DETAILS

Opening day : 14 January 2016

Region/District : Kigoma / Kakonko

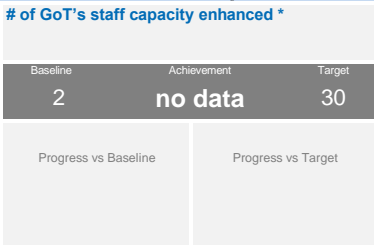
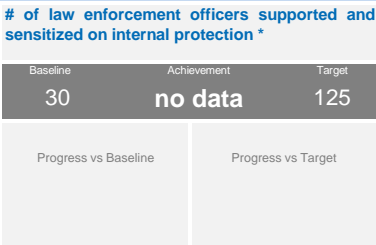
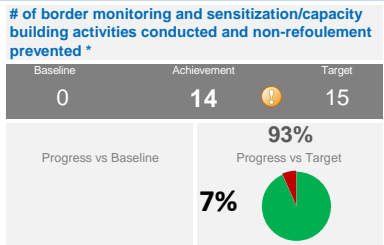
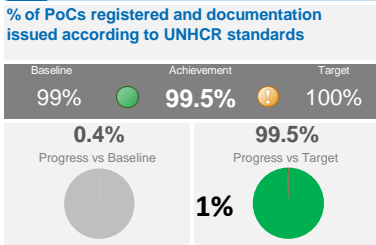
Coordinates : Lat 3°25'17.399"S
Lon 30°53'24.212"E

Camp Extent : 1,500 Hectares



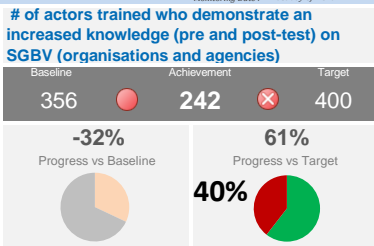
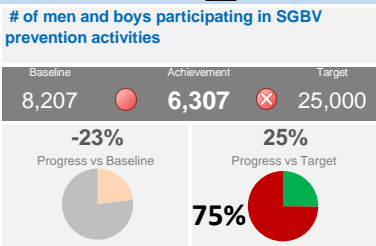
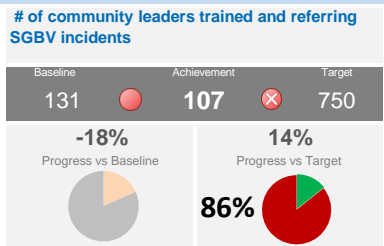
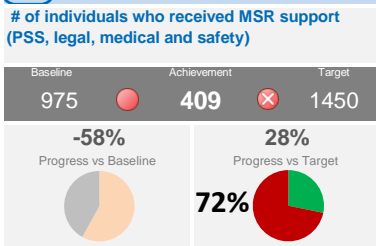
PROTECTION

UNHCR



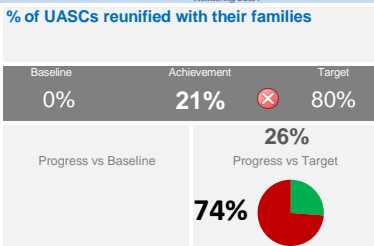
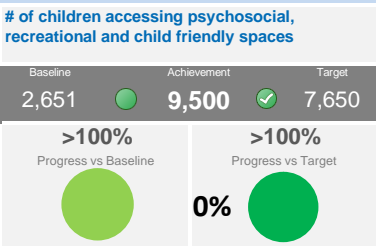
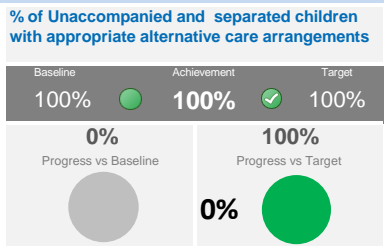
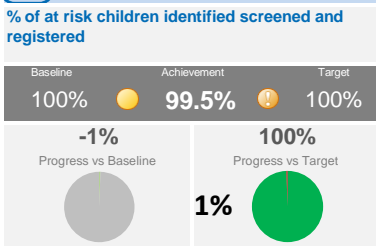
PROTECTION (SGBV) *

IRC, OXFAM



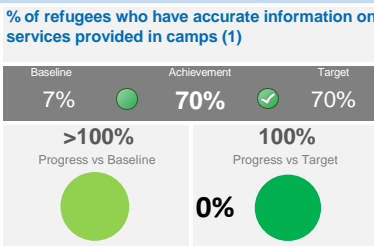
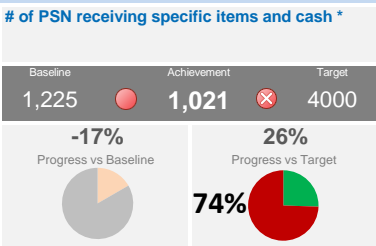
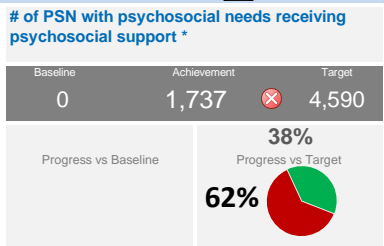
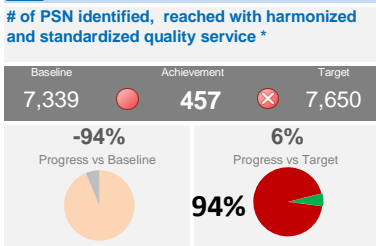
PROTECTION (CP)

Plan International



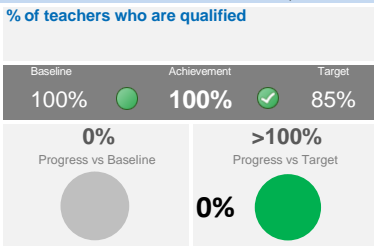
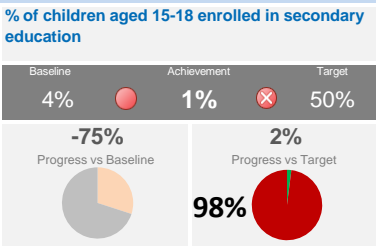
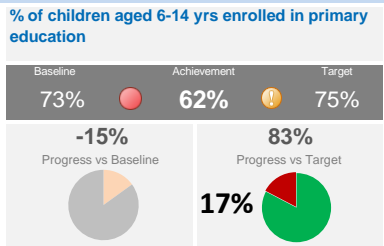
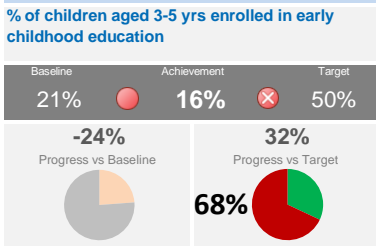
PROTECTION (PSN/CBP)

HelpAge, DRC



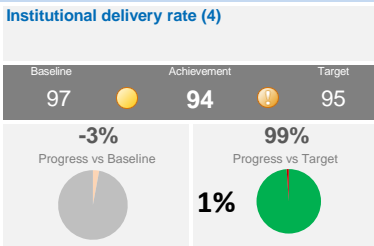
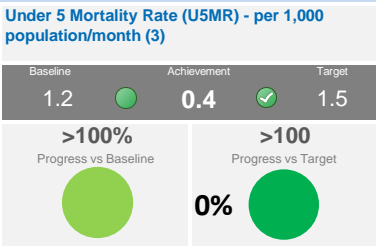
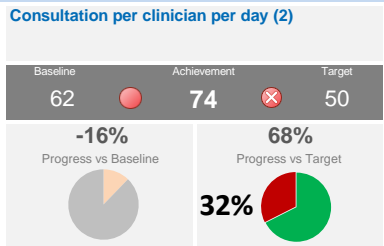
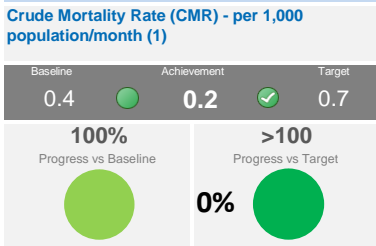
EDUCATION

CARITAS



HEALTH & NUTRITION

MSF-CH



LIVELIHOODS *

of refugees trained

Baseline	Achievement	Target
10,559	11,374	8,250

8% Progress vs Baseline | >100% Progress vs Target

of start-up kits/cash provided

Baseline	Achievement	Target
550	841	2,690

53% Progress vs Baseline | 31% Progress vs Target

of households provided with agricultural inputs

Baseline	Achievement	Target
11,216	12,321	20,036

10% Progress vs Baseline | 61% Progress vs Target

of refugee micro entrepreneurs supported

Baseline	Achievement	Target
516	1,295	1,981

>100% Progress vs Baseline | 65% Progress vs Target

WASH

litres of safe drinking water per persons per day (1)

Baseline	Achievement	Target
16.1	19	20

19% Progress vs Baseline | 95% Progress vs Target

of persons per usable tap (2)

Baseline	Achievement	Target
250	140	200

79% Progress vs Baseline | >100% Progress vs Target

of persons per hygiene promoter (3)

Baseline	Achievement	Target
1923	1,847	500

4% Progress vs Baseline | 27% Progress vs Target

% of households with family latrines (4)

Baseline	Achievement	Target
20%	15%	40%

-23% Progress vs Baseline | 39% Progress vs Target

FOOD

% of refugees receiving timely monthly food assistance (1)

Baseline	Achievement	Target
100%	98%	100%

-2% Progress vs Baseline | 98% Progress vs Target

% of required food quantity distributed (2,100 kcal) (2)

Baseline	Achievement	Target
100%	89%	100%

-11% Progress vs Baseline | 89% Progress vs Target

of refugee families assisted with cash transfer for food purchase (3)

Baseline	Achievement	Target
N/A	N/A	14,000

Post Distribution Monitoring Conducted (4)

Baseline	Achievement	Target
Yes	Yes	Yes

0% Progress vs Baseline | 100% Progress vs Target

CCCM

% families receiving core relief items

Baseline	Achievement	Target
100%	95%	60%

-5% Progress vs Baseline | >100% Progress vs Target

% of population who received dignity supplies

Baseline	Achievement	Target
no data	no data	60%

of joint assessment

Baseline	Achievement	Target
6	2	1

-67% Progress vs Baseline | >100% Progress vs Target

% of actors regularly participating in UNHCR coordination meetings

Baseline	Achievement	Target
50%	63%	100%

26% Progress vs Baseline | 63% Progress vs Target

SHELTER & SITE PLAN.

% of households living in adequate dwellings (Transitional Shelters)

Baseline	Achievement	Target
0%	34%	36%

6% Progress vs Baseline | 94% Progress vs Target

of Km of road constructed and maintained (2) *

Baseline	Achievement	Target
85.9	54	54

-37% Progress vs Baseline | 100% Progress vs Target

of educational facilities constructed or improved

Baseline	Achievement	Target
0	9	29

69% Progress vs Baseline | 31% Progress vs Target

% of households provided with emergency shelters

Baseline	Achievement	Target
0%	100%	100%

0% Progress vs Baseline | 100% Progress vs Target

NFI & TRANSPORT

% # of warehouses functional (1)

Baseline	Achievement	Target
3	3	3

0% Progress vs Baseline | 100% Progress vs Target

% core relief item kits requested, delivered (2)

Baseline	Achievement	Target
100%	no data	100%

% of soap requested, delivered per month (3)

Baseline	Achievement	Target
100%	no data	100%

% of persons transported with their belongings (4)

Baseline	Achievement	Target
100%	no data	100%

ENVIRONMENT&ENERGY

Availability of energy efficient cooking programmes, which includes a reduction in reliance of firewood for cooking

Baseline	Achievement	Target
no	no	yes

0% Progress vs Baseline | 0% Progress vs Target

Availability of water conservation plans

Baseline	Achievement	Target
no	yes	yes

100% Progress vs Baseline | 100% Progress vs Target

Availability of woodland management plans

Baseline	Achievement	Target
yes	yes	yes

0% Progress vs Baseline | 100% Progress vs Target

Availability of gender inclusive environment and wellbeing committees

Baseline	Achievement	Target
no	yes	yes

100% Progress vs Baseline | 100% Progress vs Target