

## KEY FIGURES

\* Indicators use yearly target which should be reached or exceeded toward end of the year, therefore current achievement value reflect cumulation of activities from January 2017 to current reporting date

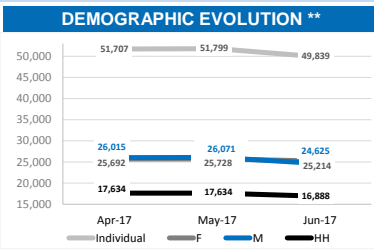
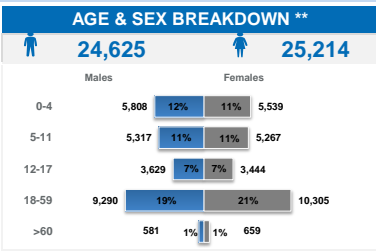
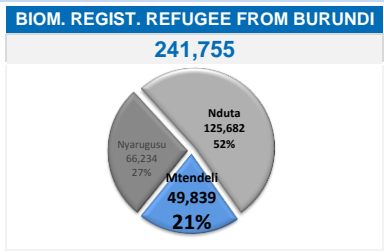
### SITE DETAILS

**Opening day :** 14 January 2016

**Region/District :** Kigoma / Kakonko

**Coordinates :** Lat 3°25'17.399"S  
Lon 30°53'24.212"E

**Camp Extent :** 1,500 Hectares



### PROTECTION

**% of PoCs registered and documentation issued according to UNHCR standards**

Baseline	Achievement	Target
100%	100%	100%

Progress vs Baseline: 0%  
Progress vs Target: 100%

### UNHCR

**# of border monitoring and sensitization/capacity building activities conducted and non-refoulement prevented \***

Baseline	Achievement	Target
0	14	15

Progress vs Baseline: 0%  
Progress vs Target: 93%

### # of law enforcement officers supported and sensitized on internal protection \*

Baseline	Achievement	Target
30	no data	125

Progress vs Baseline: 0%  
Progress vs Target: 0%

### # of GoT's staff capacity enhanced \*

Baseline	Achievement	Target
2	no data	30

Progress vs Baseline: 0%  
Progress vs Target: 0%

### PROTECTION (SGBV) \*

**# of individuals who received MSR support (PSS, legal, medical and safety)**

Baseline	Achievement	Target
1503	658	1550

Progress vs Baseline: -56%  
Progress vs Target: 42%

### IRC, OXFAM

**# of community leaders trained and referring SGBV incidents**

Baseline	Achievement	Target
564	231	750

Progress vs Baseline: -59%  
Progress vs Target: 31%

### # of men and boys participating in SGBV prevention activities

Baseline	Achievement	Target
2,436	13,246	25,000

Progress vs Baseline: >100%  
Progress vs Target: 53%

### # of actors trained who demonstrate an increased knowledge (pre and post-test) on SGBV (organisations and agencies)

Baseline	Achievement	Target
240	430	350

Progress vs Baseline: 79%  
Progress vs Target: >100%

### PROTECTION (CP)

**% of at risk children identified screened and registered**

Baseline	Achievement	Target
100%	100%	100%

Progress vs Baseline: 0%  
Progress vs Target: 100%

### IRC, TRCS

**% of Unaccompanied and separated children with appropriate alternative care arrangements**

Baseline	Achievement	Target
90%	90%	100%

Progress vs Baseline: 0%  
Progress vs Target: 90%

### # of children accessing psychosocial, recreational and child friendly spaces

Baseline	Achievement	Target
12,036	12,427	4,200

Progress vs Baseline: 3%  
Progress vs Target: >100%

### % of UASCs reunified with their families

Baseline	Achievement	Target
42%	17%	80%

Progress vs Baseline: -60%  
Progress vs Target: 21%

### PROTECTION (PSN/CBP)

**# of PSN identified, reached with harmonized and standardized quality service \***

Baseline	Achievement	Target
7,339	6,729	4,200

Progress vs Baseline: -55%  
Progress vs Target: >100%

### IRC

**# of PSN with psychosocial needs receiving psychosocial support \***

Baseline	Achievement	Target
6729	2,624	9,000

Progress vs Baseline: -61%  
Progress vs Target: 29%

### # of PSN receiving specific items and cash \*

Baseline	Achievement	Target
4,000	7,761	4,000

Progress vs Baseline: 94%  
Progress vs Target: >100%

### % of refugees who have accurate information on services provided in camps (1)

Baseline	Achievement	Target
70%	no data	70%

Progress vs Baseline: 0%  
Progress vs Target: 0%

### EDUCATION

**% of children aged 3-5 yrs enrolled in early childhood education**

Baseline	Achievement	Target
13%	22%	50%

Progress vs Baseline: 69%  
Progress vs Target: 44%

### IRC

**% of children aged 6-14 yrs enrolled in primary education**

Baseline	Achievement	Target
79%	88%	75%

Progress vs Baseline: 11%  
Progress vs Target: >100%

### % of children aged 15-18 enrolled in secondary education

Baseline	Achievement	Target
3%	11%	50%

Progress vs Baseline: >100%  
Progress vs Target: 22%

### % of teachers who are qualified

Baseline	Achievement	Target
51%	51%	85%

Progress vs Baseline: 0%  
Progress vs Target: 60%

### HEALTH & NUTRITION

**Crude Mortality Rate (CMR) - per 1,000 population/month (1)**

Baseline	Achievement	Target
0.4	0.3	0.7

Progress vs Baseline: 33%  
Progress vs Target: >100%

### MSF-CH, TRCS, IRC

**Consultation per clinician per day (2)**

Baseline	Achievement	Target
56	46	50

Progress vs Baseline: 22%  
Progress vs Target: >100%

### Under 5 Mortality Rate (U5MR) - per 1,000 population/month (3)

Baseline	Achievement	Target
1.1	0.5	1.5

Progress vs Baseline: >100%  
Progress vs Target: >100%

### Institutional delivery rate (4)

Baseline	Achievement	Target
97	98	95

Progress vs Baseline: 1%  
Progress vs Target: >100%

