

Total Active Registered Syrians

654,628



Urban

514,195

78.5%



Camps

140,433

21.5%

Standard Age and Gender

Age	0-4	5-11	12-17	18-35	36-59	60+	Total	%
Female	49,258	70,047	43,344	96,709	56,765	14,261	330,384	50.5%
Male	52,378	73,873	45,497	93,069	49,356	10,071	324,244	49.5%
Total	101,636	143,920	88,841	189,778	106,121	24,332	654,628	100%
	15.5%	22.0%	13.6%	29.0%	16.2%	3.7%		

Place of Origin

Dar'a	272,025	41.6%
Homs	103,908	15.9%
Rural Damascus	77,551	11.8%
Aleppo	67,946	10.4%
Damascus	48,755	7.4%
Hama	34,202	5.2%
Ar-raqqa	16,767	2.6%
Idlib	10,907	1.7%
Deir-ez-zor	6,651	1.0%
Al-hasakeh	5,222	0.8%
Quneitra	2,815	0.4%
As-sweida	1,521	0.2%
Lattakia	1,336	0.2%
Tartous	361	0.1%
Other	4,661	0.7%

Specific Needs

Serious medical condition	47,794	7.3%
Child at risk	40,281	6.2%
Specific legal and physical protection needs	38,034	5.8%
Single parent	20,725	3.2%
Disability	19,523	3.0%
Woman at risk	18,160	2.8%
Older person at risk	5,887	0.9%
Unaccompanied or separated child	3,238	0.5%
Total	193,642	29.6%

* An individual can have more than one specific need

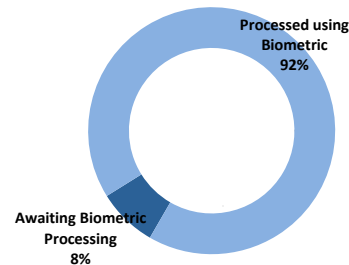
Arrivals

Pre-2011	10,701	1.6%
2011	22,295	3.4%
2012	166,259	25.4%
2013	286,029	43.7%
2014	79,058	12.1%
2015	33,142	5.1%
2016	43,979	6.7%
2017	13,165	2.0%

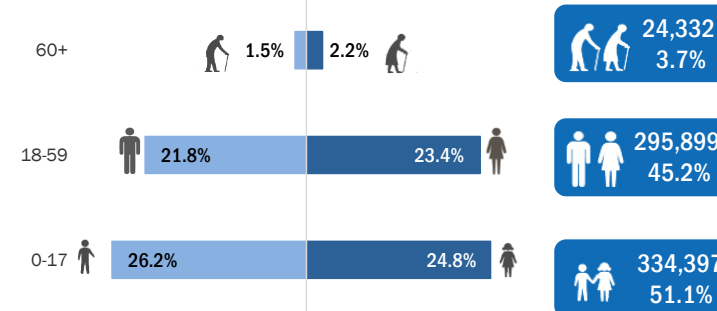
Registration Trend

2011	2,360	0.2%
2012	129,338	12.5%
2013	665,185	64.3%
2014	121,383	11.7%
2015	41,032	4.0%
2016	53,622	5.2%
2017	20,870	2.0%

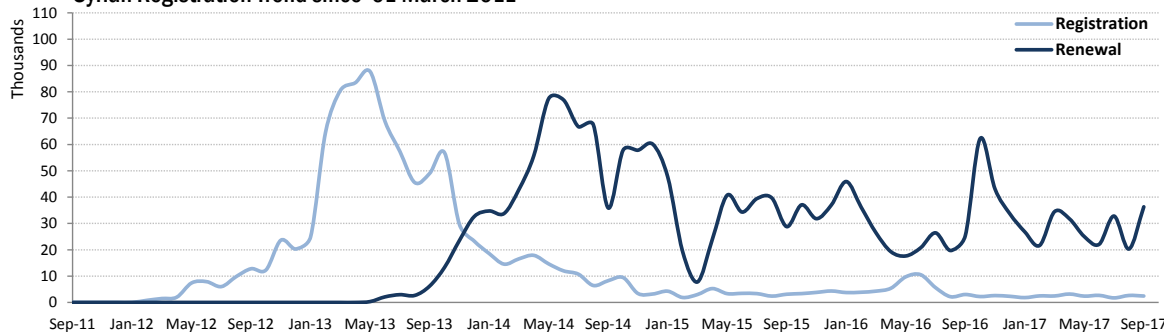
Biometric Statistics (IRIS)



Age-Gender Breakdown

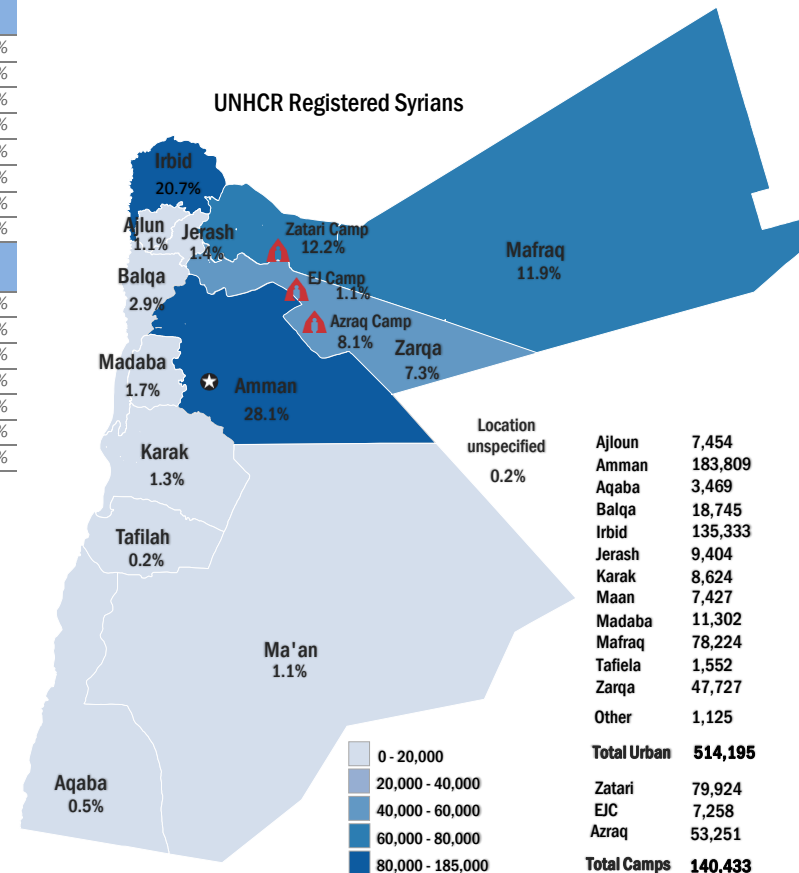


Syrian Registration Trend since 01 March 2011



Interagency Portal: <http://data.unhcr.org/Syrianrefugees>
 UNHCR on the web: <http://www.unhcr.org> ; <http://www.unhcr.org>
 UNHCR on Social network: <http://www.facebook.com/UNHCRJordan> ; <http://twitter.com/ZaatariCamp>
 DAG Jordan

UNHCR Registered Syrians



* Coloured map only reflects refugees living outside camps.