

Total Active Registered Syrians

**658,901**



Urban

**518,534**

**78.7%**



Camps

**140,367**

**21.3%**

## Standard Age and Gender

Age	0-4	5-11	12-17	18-35	36-59	60+	Total	%
Female	49,440	70,533	43,600	97,584	57,121	14,517	332,795	50.5%
Male	52,556	74,427	45,789	93,573	49,561	10,200	326,106	49.5%
<b>Total</b>	<b>101,996</b>	<b>144,960</b>	<b>89,389</b>	<b>191,157</b>	<b>106,682</b>	<b>24,717</b>	<b>658,901</b>	<b>100%</b>
	15.5%	22.0%	13.6%	29.0%	16.2%	3.8%		

## Place of Origin

Dar'a	274,194	41.6%
Homs	104,754	15.9%
Rural Damascus	78,117	11.9%
Aleppo	68,021	10.3%
Damascus	49,205	7.5%
Hama	34,280	5.2%
Ar-raqqa	16,730	2.5%
Idlib	10,920	1.7%
Deir-ez-zor	6,655	1.0%
Al-hasakeh	5,226	0.8%
Quneitra	2,837	0.4%
As-sweida	1,527	0.2%
Lattakia	1,345	0.2%
Tartous	367	0.1%
Other	4,723	0.7%

## Specific Needs

Serious medical condition	47,813	7.3%
Child at risk	40,515	6.1%
Specific legal and physical protection needs	38,413	5.8%
Single parent	21,012	3.2%
Disability	19,570	3.0%
Woman at risk	18,431	2.8%
Older person at risk	5,948	0.9%
Unaccompanied or separated child	3,270	0.5%
<b>Total</b>	<b>194,972</b>	<b>29.6%</b>

\* An individual can have more than one specific need

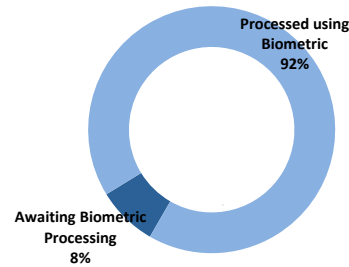
## Arrivals

Pre-2011	10,711	1.6%
2011	22,469	3.4%
2012	167,959	25.5%
2013	288,486	43.8%
2014	79,575	12.1%
2015	33,225	5.0%
2016	43,995	6.7%
2017	12,481	1.9%

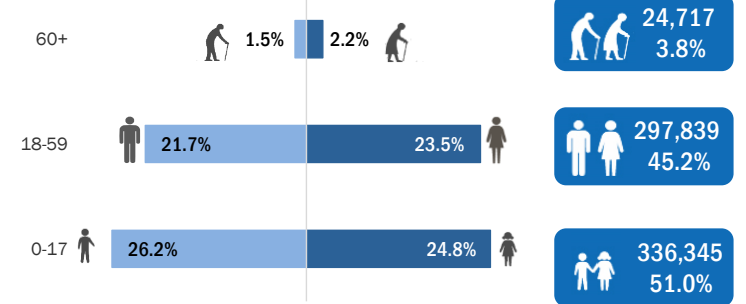
## Registration Trend

2011	2,360	0.2%
2012	129,339	12.5%
2013	665,187	64.4%
2014	121,383	11.8%
2015	41,032	4.0%
2016	53,622	5.2%
2017	20,002	1.9%

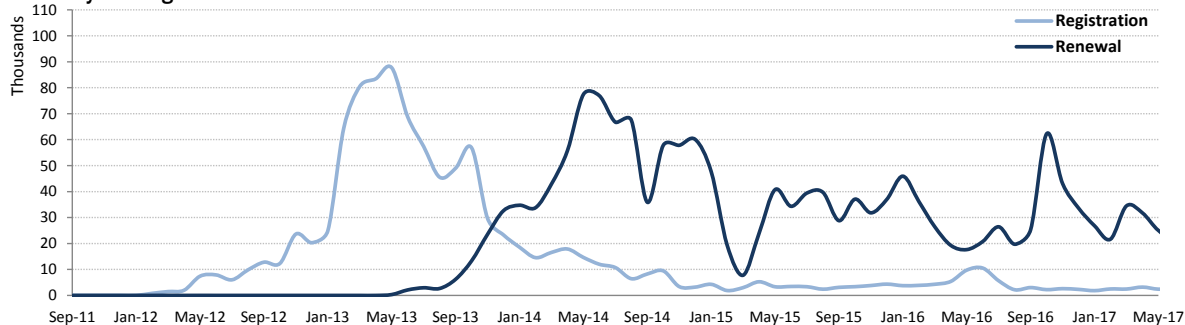
## Biometric Statistics (IRIS)



## Age-Gender Breakdown

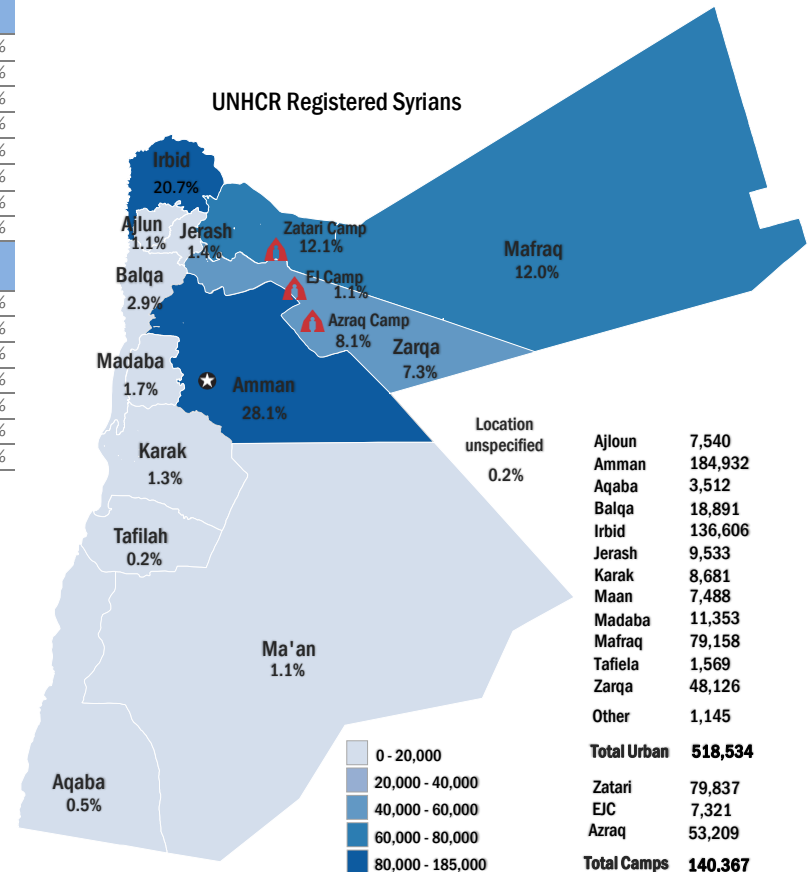


## Syrian Registration Trend since 01 March 2011



Interagency Portal: <http://data.unhcr.org/Syrianrefugees>  
 UNHCR on the web: <http://www.unhcr.org> ; <http://www.unhcr.org>  
 UNHCR on Social network: <http://www.facebook.com/UNHCRJordan> ; <http://twitter.com/ZaatariCamp>  
 DAG Jordan

## UNHCR Registered Syrians



\* Coloured map only reflects refugees living outside camps.