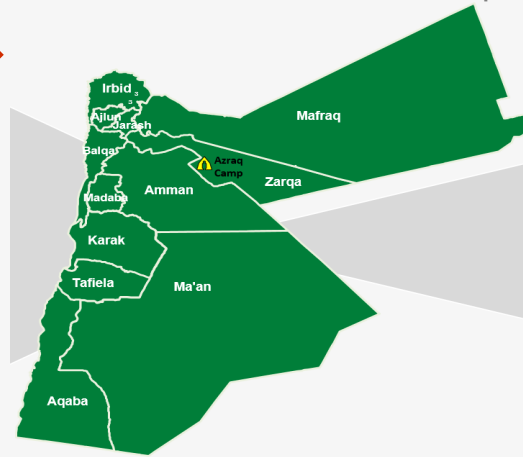
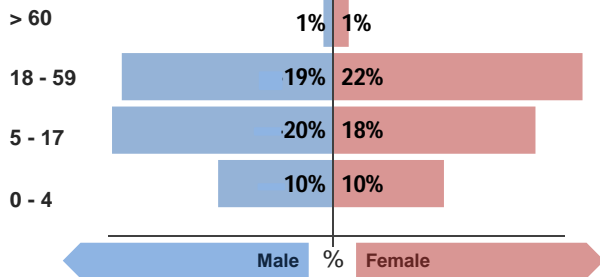


Refugee population

Total refugee population: **36,037**

Demographic breakdown:



Key facts

Camp opened:
May 2014

Indicators at a glance

1	Health utilisation rate	7.9	X
2	Number of consultations per clinician per day	52	X
3	Crude Mortality Rate (CMR) (/1000/month)	0.2	✓
4	Under-five Mortality Rate (U5MR) (/1000/month)	0.4	✓
5	Neonatal Mortality Rate (NNMR) (/1000 livebirths)	12.9	✓

Notes

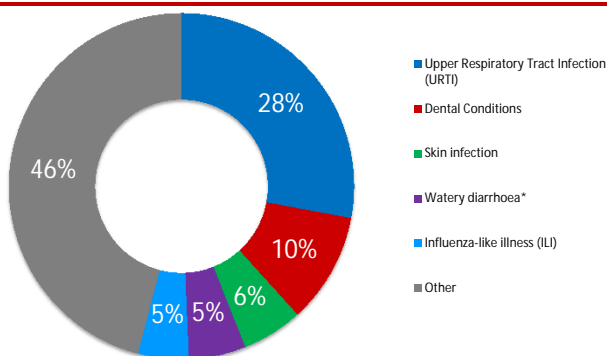
This public health profile for Azraq refugee camp is compiled from health facility data from the following partners:

- IMC Clinic Village 6
- IMC Clinic Village 3
- IMC Clinic Village 5
- IMC Hospital
- Arab Medical Relief

Data is collected using standardised Health Information System (HIS) data collection and reporting tools and aims to be as accurate as possible.

Morbidity

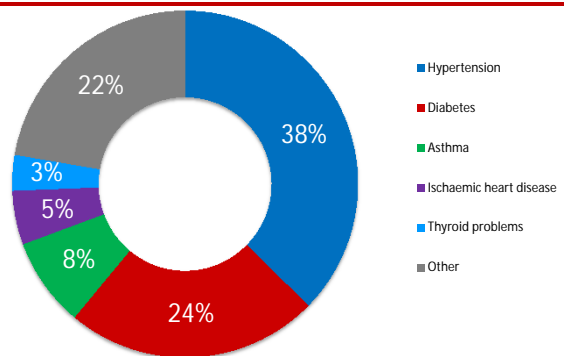
Acute health conditions (%)



Top 5 acute health conditions

	% morbidity	# of cases
1 Upper Respiratory Tract Infection (URTI)	28%	15,238
2 Dental Conditions	10%	5,631
3 Skin infection	6%	3,105
4 Watery diarrhoea*	5%	2,912
5 Influenza-like illness (ILI)	5%	2,590
- Other	46%	25,045

Chronic health conditions (%)

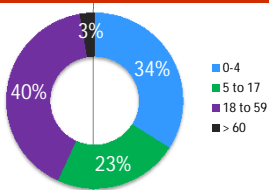


Top 5 chronic health conditions

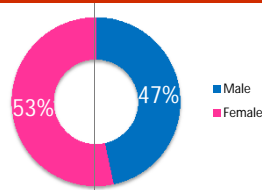
	% morbidity	# of cases
1 Hypertension	37%	1,685
2 Diabetes	24%	1,068
3 Asthma	8%	375
4 Ischaemic heart disease	5%	227
5 Thyroid problems	3%	150
- Other	22%	1,006

Breakdown of acute health conditions

by age



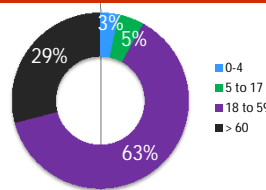
by gender



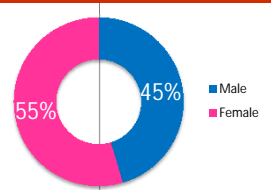
UNHCR gratefully acknowledges the support of the following partners:

Breakdown of chronic health conditions

by age



by gender



Public Health

Health Impact

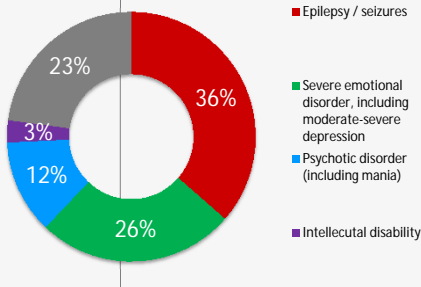
Indicator	Standard	
Crude Mortality Rate (CMR) (/1000/month)	0.2	< 0.48 ✓
Under-five Mortality Rate (U5MR) (/1000/month)	0.4	< 1.5 ✓
Neonatal Mortality Rate (NNMR) (/1000 livebirths)	12.9	< 14.9 ✓

Access and utilization

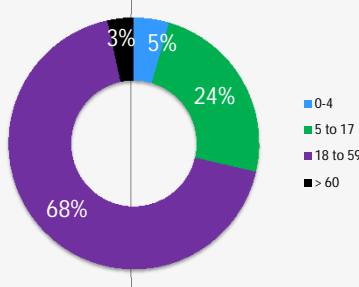
No. of health facilities	1 : 7208	1 : < 10,000	✓
Total number of consultations	70,913		
Health utilisation rate	7.9	1 - 4	✗
No. of consultations per trained clinician per day	52	< 50	✗

Breakdown of mental health conditions

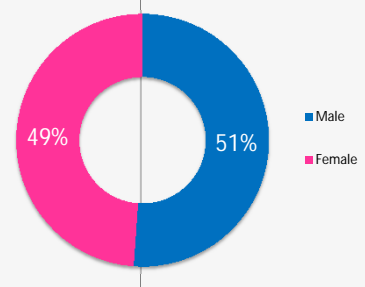
By cause



By age

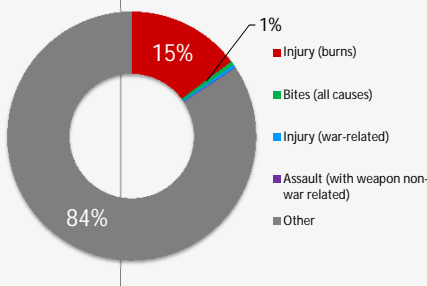


By gender

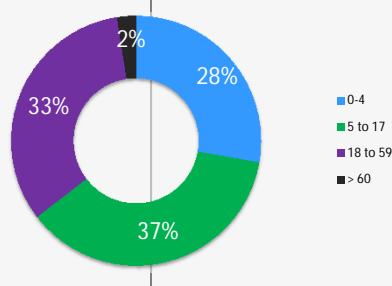


Breakdown of injuries

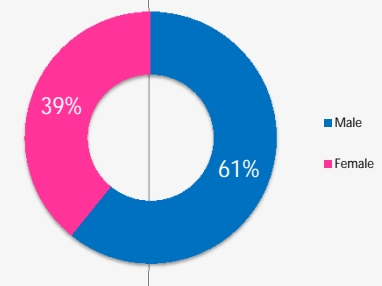
By cause



By age



By gender



In-patient and referral

In-patient department

Indicator	Standard	
Hospitalisation rate (/1000/year)	129.9	50 - 150 ^
Bed occupancy rate	94%	> 75% ✓
Mean length of stay for authorised discharges (days)	1.9	

Indicator	Standard	
Overall case fatality rate	0%	
Proportion of deaths within 24 hours of admission	0%	

Reproductive Health

Antenatal care

Indicator	Standard	
Coverage of antenatal care (4 or more visits)	88%	≥ 90% ✗
Coverage of TT vaccination	75%	≥ 90% ✗
Coverage of anaemia screening in pregnancy	100%	≥ 90% ✓

Delivery care

Proportion of deliveries attended by skilled personnel	100%	≥ 90% ✓
Proportion of deliveries performed by caesarean section	22.6%	5 - 15% ✗
Proportion of low birth weight deliveries (<2500g)	6%	< 15% ✓

Maternal mortality

Number of maternal deaths reported	0	
% of maternal deaths investigated	0%	100%

Postnatal care

Indicator	Standard	
Coverage of postnatal care	19%	≥ 90% ✗

Sexual and Gender-based Violence

Incidence of rape (reported cases/10,000/year)*		^
% of rape survivors who received PEP** < 72 hours	100%	^
% of rape survivors who received ECP*** < 120 hours	100%	^
% of rape survivors who received STI**** prophylaxis < 2 wks	100%	^

*Only includes rapes reported at health facilities **Post-exposure prophylaxis ***Emergency contraceptive pill ****Sexually transmitted infection