

September Statistical Dashboard



Inter-Agency
Coordination
Lebanon

The monthly dashboard summarizes the progress made by partners involved in the Lebanon Crisis Response and highlights trends affecting people in need. Partners in Lebanon are working to: 1) ensure humanitarian assistance and protection for the most vulnerable among the displaced from Syria and poorest Lebanese; 2) strengthen the capacity of national and local delivery systems to expand access to and quality of basic services; and 3) reinforce Lebanon's economic, social, institutional and environmental stability.

2016 Planning Figures



5.9 million
Estimated population living in Lebanon



3.3 million
People in need

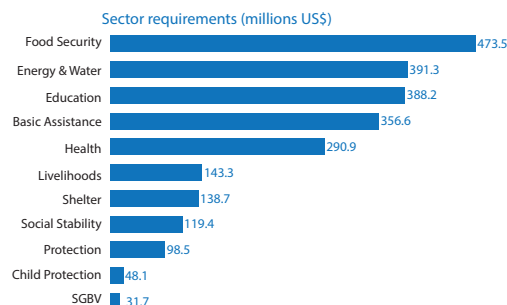


1.5 million
Displaced Syrians

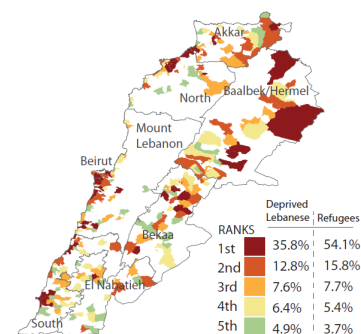


300,000
Palestinians (PRS and PRL)

2016 Funding Requirements US\$ 2.48 billion

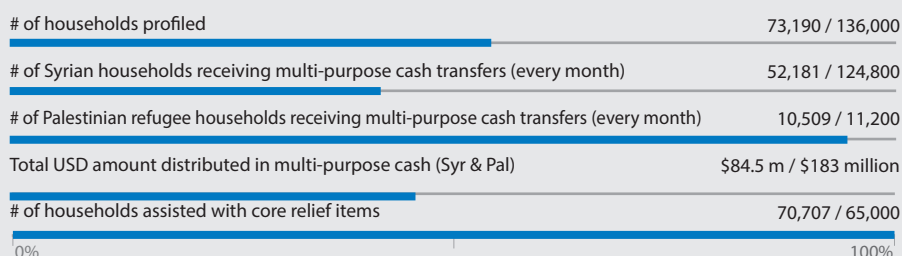


251 Most Vulnerable Cadastrals



Basic Assistance

reached / target



Minimum Expenditure Basket (MEB)¹ 114 \$/capita/month

Survival Minimum Expenditure Basket (SMEB)¹ 87 \$/capita/month

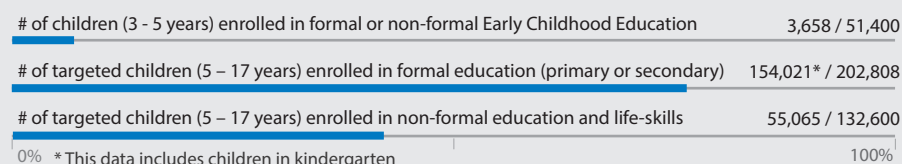
Syrian refugee households living on less than MEB² 71%

Syrian refugee households living on less than SMEB³ 53%



Education

reached / target



School aged Syrian refugee children (age 3-17)² 477,034

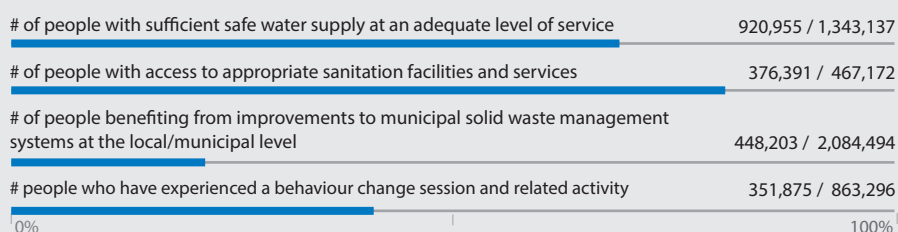
School aged Palestinian refugees from Syria (age 3-17)³ 10,950

of public schools operating second shifts for the 2016-17 school year⁴ 330

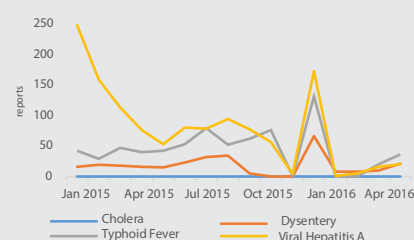


Energy & Water

reached / target

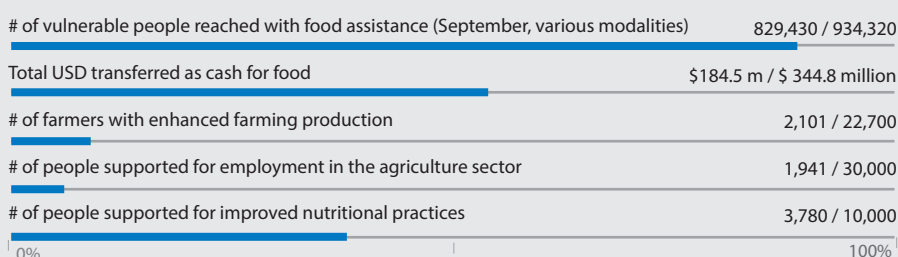


Trends of WASH related diseases from Jan 2015 to April 2016⁸



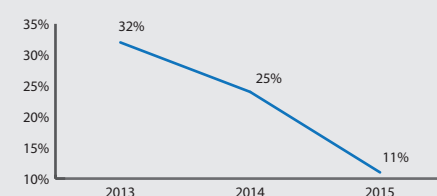
Food Security

reached / target



WFP food voucher amount⁶ 27 \$/person/month

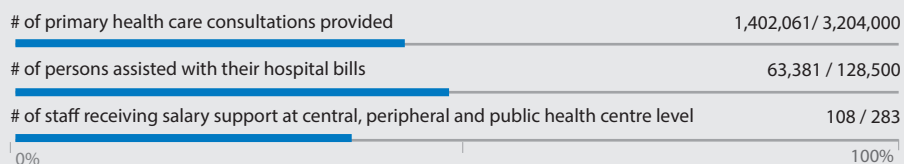
Percentage of Syrian households with food security¹





Health

reached / target



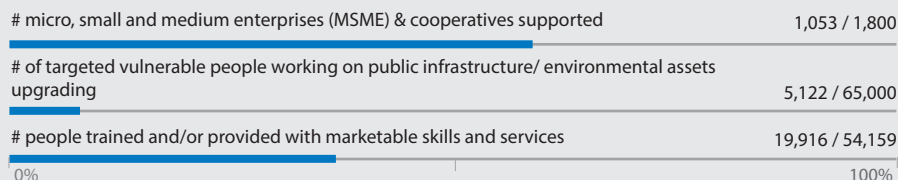
Number of PHCs in MoPH network supported by partners by UNHCR Area of Operation

North	11
Bekaa	9
Beirut & Mount Lebanon	12
South	8
Total	40



Livelihoods

reached / total



Adult Syrian refugees working at least one day in the month preceding the visit in which they were profiled 27%

Host community members report an increase of unemployment since the beginning of the crisis 90%

Youth unemployment rate before the crisis 34%



Protection, SGBV and Child Protection

reached / total



Total registered Syrian refugees² 1,029,039

Percentage of Syrian refugee who are women and children² 79%

Percentage of Syrian households with residency permits for all members⁹ 28%

Residency permit fee per person (age 15+) USD 200

Documents required to obtain legal residency (for UNHCR-registered refugees) include:

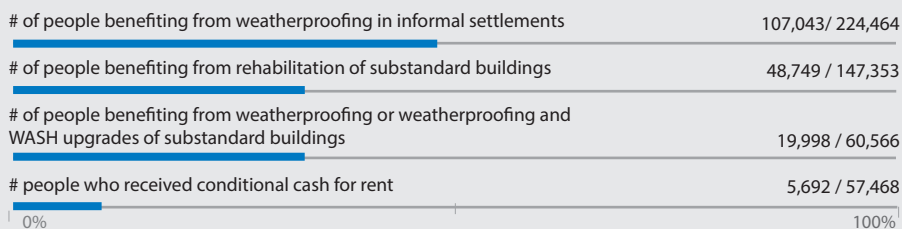
- certified copies of a lease agreement or real-estate deed;
- certified attestation from a mukhtar (village leader) that the landlord owns the property;
- notarized pledge not to work; and
- proof of financial means or support received.

National SOP for Case Management is launched and in effect.

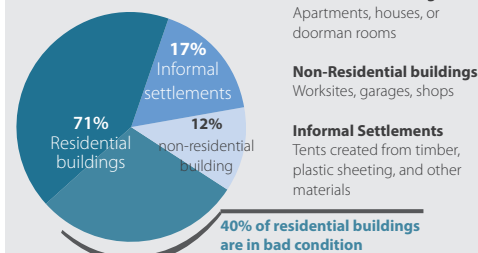


Shelter

reached / total

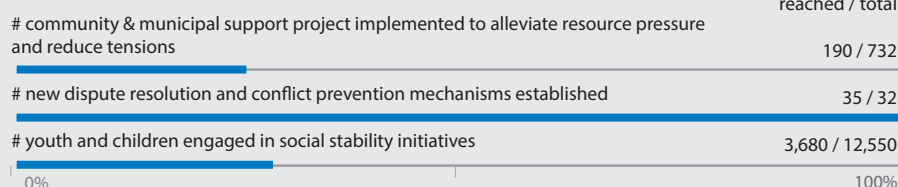


Syrian refugee shelter type⁹



Social Stability

reached / total



Number of vulnerable cadastres where population has increased by 50% or more 114

Percentage of municipalities too small to provide any local services 70%

Percentage of host and displaced communities members reporting multiple causes of tensions 55%

Sources:

¹ Vulnerability Assessment of Syrian Refugees (VASyR) 2015, <http://data.unhcr.org/syrianrefugees/download.php?id=10006>

² UNHCR refugee data, as of 30 August 2016

³ UNRWA, 2015

⁴ UNHCR 2016

⁵ Interagency Shelter Survey 2015

⁶ World Food Programme January 2016 Update, <http://data.unhcr.org/syrianrefugees/download.php?id=10220>

⁷ Interagency Social Stability December 2016 Update, <http://data.unhcr.org/syrianrefugees/download.php?id=10171>

⁸ Ministry of Public Health

⁹ Preliminary 2016 VASyR results