

## Total Active Registered Syrians

**654,213**



Urban

**514,019**

**78.6%**



Camps

**140,194**

**21.4%**

## Standard Age and Gender

Age	0-4	5-11	12-17	18-35	36-59	60+	Total	%
Female	49,202	70,100	43,285	96,548	56,749	14,234	330,118	50.5%
Male	52,320	73,936	45,422	93,005	49,357	10,055	324,095	49.5%
<b>Total</b>	<b>101,522</b>	<b>144,036</b>	<b>88,707</b>	<b>189,553</b>	<b>106,106</b>	<b>24,289</b>	<b>654,213</b>	<b>100%</b>
	15.5%	22.0%	13.6%	29.0%	16.2%	3.7%		

## Place of Origin

Dar'a	271,443	41.5%
Homs	103,862	15.9%
Rural Damascus	77,576	11.9%
Aleppo	68,046	10.4%
Damascus	48,749	7.5%
Hama	34,258	5.2%
Ar-raqqa	16,784	2.6%
Idlib	10,922	1.7%
Deir-ez-zor	6,658	1.0%
Al-hasakeh	5,227	0.8%
Quneitra	2,803	0.4%
As-sweida	1,528	0.2%
Lattakia	1,336	0.2%
Tartous	361	0.1%
Other	4,660	0.7%

## Specific Needs

Serious medical condition	48,083	7.3%
Child at risk	40,438	6.2%
Specific legal and physical protection needs	37,838	5.8%
Single parent	20,664	3.2%
Disability	19,587	3.0%
Woman at risk	18,021	2.8%
Older person at risk	5,877	0.9%
Unaccompanied or separated child	3,243	0.5%
<b>Total</b>	<b>193,751</b>	<b>29.6%</b>

\* An individual can have more than one specific need

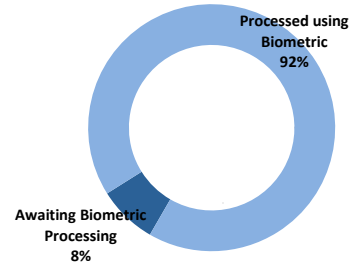
## Arrivals

Pre-2011	10,705	1.6%
2011	22,295	3.4%
2012	165,915	25.4%
2013	285,459	43.6%
2014	78,894	12.1%
2015	33,087	5.1%
2016	43,930	6.7%
2017	13,928	2.1%

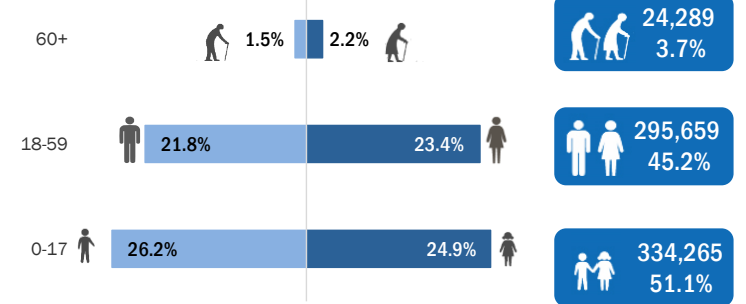
## Registration Trend

2011	2,360	0.2%
2012	129,329	12.5%
2013	665,096	64.3%
2014	121,369	11.7%
2015	41,029	4.0%
2016	53,617	5.2%
2017	21,818	2.1%

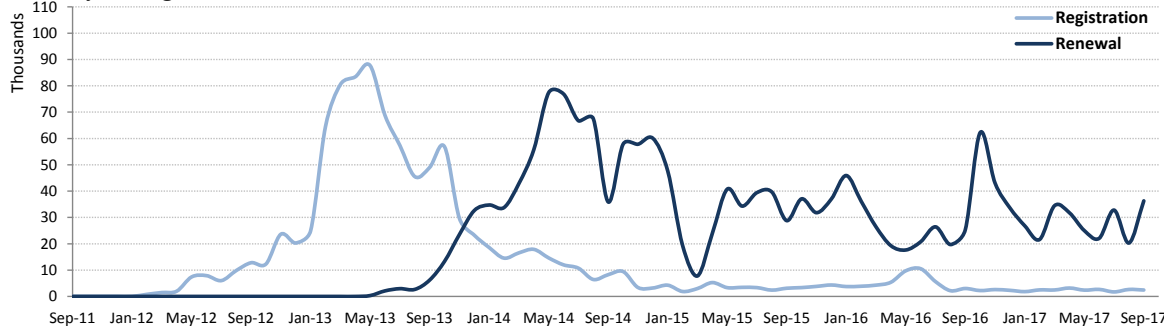
## Biometric Statistics (IRIS)



## Age-Gender Breakdown

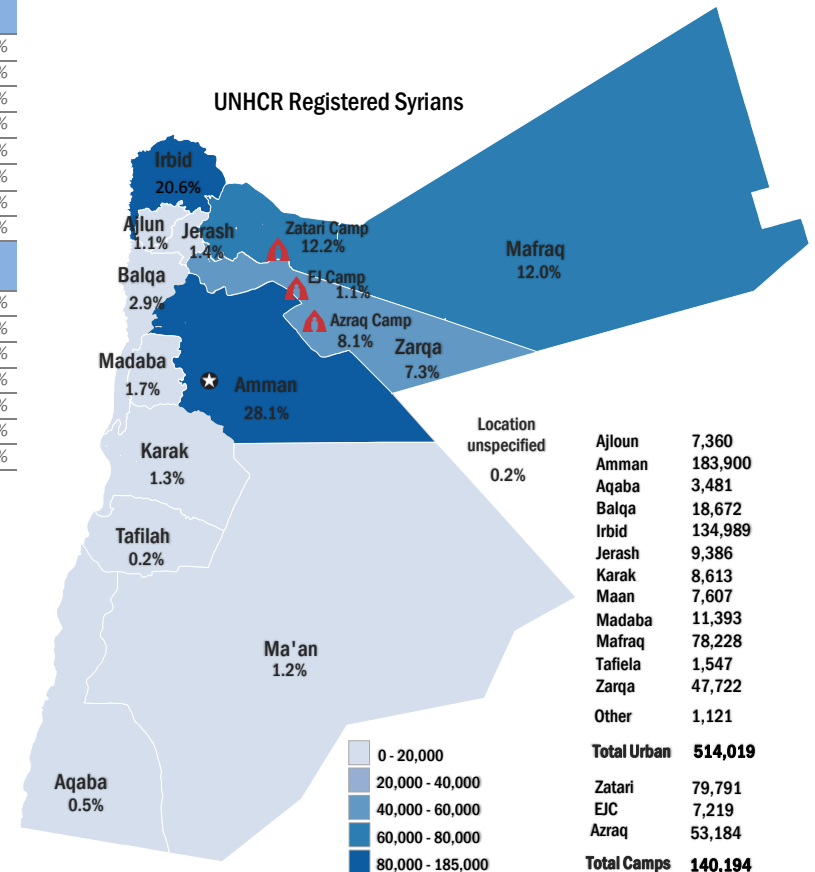


## Syrian Registration Trend since 01 March 2011



Interagency Portal: <http://data.unhcr.org/Syrianrefugees>  
 UNHCR on the web: <http://www.unhcr.org> ; <http://www.unhcr.org>  
 UNHCR on Social network: <http://www.facebook.com/UNHCRJordan> ; <http://twitter.com/ZaatariCamp>  
 DAG Jordan

## UNHCR Registered Syrians



\* Coloured map only reflects refugees living outside camps.