

**Total Active Registered Iraqis** **64,860**

## Standard Age and Gender

Age	0-4	5-11	12-17	18-35	36-59	60+	Total	%
Female	2,128	4,782	3,186	9,436	8,309	3,567	31,408	48.4%
Male	2,228	5,329	3,552	10,653	8,637	3,053	33,452	51.6%
Total	4,356	10,111	6,738	20,089	16,946	6,620	64,860	100%
	6.7%	15.6%	10.4%	31.0%	26.1%	10.2%		

## Place of Origin

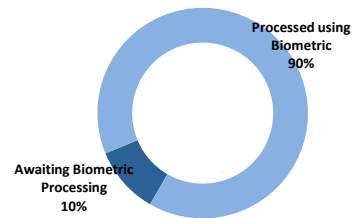
Baghdad	33,170	51.1%
Erbil	7,670	11.8%
Basrah	4,229	6.5%
Anbar	3,874	6.0%
Ninewa	3,753	5.8%
Dahuk	2,790	4.3%
Salah al-Din	1,380	2.1%
Thi-Qar	1,294	2.0%
Tameem	1,107	1.7%
Diyala	1,082	1.7%
Missan	584	0.9%
Muthanna	544	0.8%
Sulaymaniyah	538	0.8%
Babylon	473	0.7%
Wassit	387	0.6%
Najaf	303	0.5%
Qadissiya	229	0.4%
Kerbala	210	0.3%
Other	1,243	1.9%

## Specific Needs

Serious medical condition	7,594	11.7%
Disability	2,755	4.2%
Specific legal and physical protection needs	2,113	3.3%
Child at risk	1,817	2.8%
Woman at risk	1,804	2.8%
Single parent	1,082	1.7%
Older person at risk	819	1.3%
Unaccompanied or separated child	121	0.2%
Total	18,105	27.9%

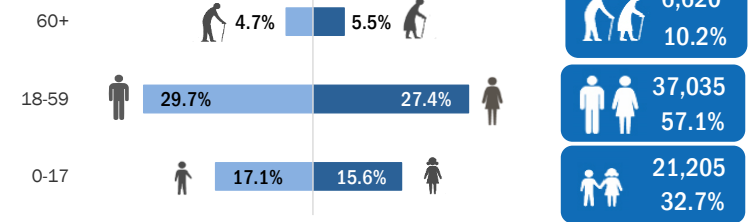
\* An individual can have more than one specific need

## Biometric Statistics (IRIS)



## UNHCR Jordan

### Age-Gender Breakdown

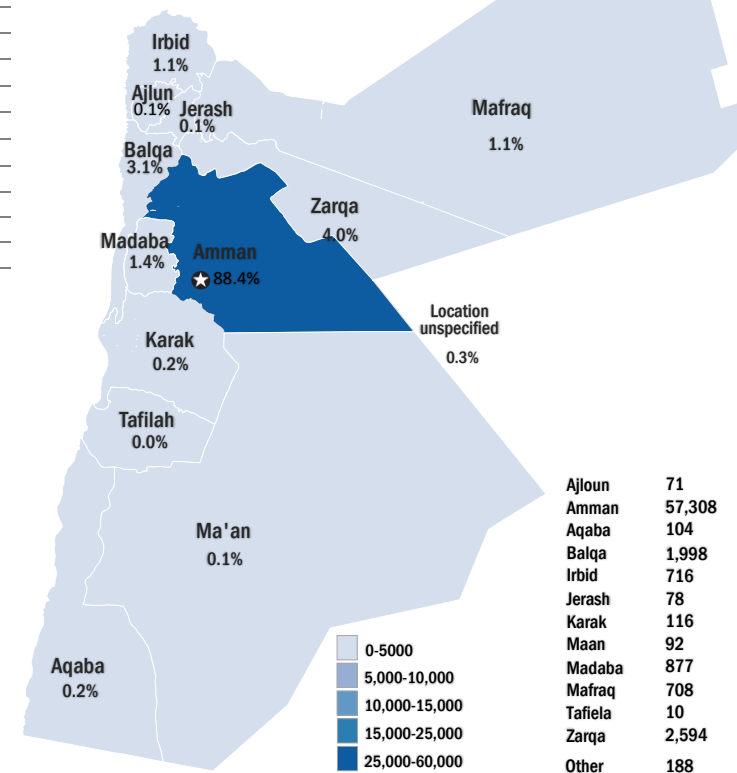


## Arrivals

	Arrival	Registration
Pre-2006	3,901	72,669
2006	3,323	4,689
2007	2,095	31,285
2008	1,011	9,761
2009	1,322	6,841
2010	1,949	7,980
2011	2,369	7,767
2012	2,564	4,088
2013	4,784	5,392
2014	16,627	21,541
2015	8,096	9,869
2016	8,812	10,562
2017	4,293	5,706

\*\* The new arrivals excludes newborn babies who will be represented under the registration trend.

## UNHCR Registered Iraqis



## Iraqi Arrival & Registration Trends since Jan 2013

