

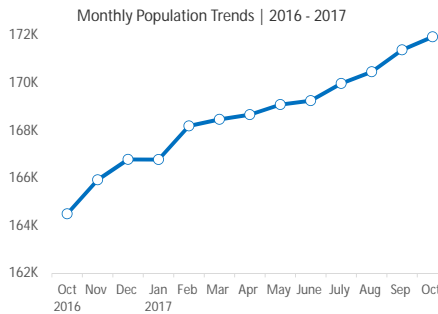
UNHCR Rwanda - Monthly Population Statistics

Statistics as of 31 October 2017



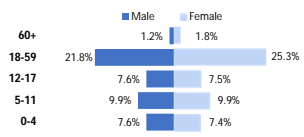
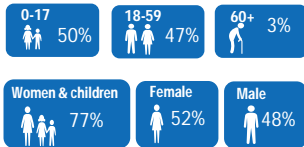
KEY POPULATION FIGURES

171,929	Total Population
162,532	Individually Registered
8,802	Congolese asylum-seekers (Pending)
595	Group Registered (In Reception centres)
1,158	New Arrivals in October (Burundians)



Location	Group Registered	Individually Registered	Total Households
Kigeme	-	20,016	3,836
Gihembe	-	12,386	2,836
Kiziba	-	17,197	3,501
Nyabiheke	-	14,502	2,786
Mugombwa	-	9,072	2,014
Kigali	-	30,314	14,315
Bugesera RC	74	-	28
Nyanza RC	402	-	142
Nyarushishi TC	-	-	-
Gatore RC	55	-	44
Huye	64	3,315	1,307
Mahama	-	55,730	18,929
Total	595	162,532	49,738

AGE and GENDER COMPOSITION

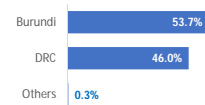


Age	0-4	5-11	12-17	18-59	60+	Total	Percentage
Female	11,985	16,094	12,172	41,159	3,005	84,415	51.9%
Male	12,307	16,066	12,322	35,467	1,955	78,117	48.1%
Total	24,292	32,160	24,494	76,626	4,960	162,532	
	14.9%	19.8%	15.1%	47.1%	3.1%		Average family size: 3.3

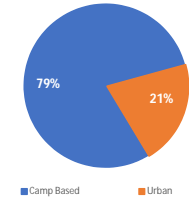
COUNTRIES OF ORIGIN

Country of Origin	0 - 4 years		5 - 11 years		12 - 17 years		18 - 59 years		60+ years		Total
	F	M	F	M	F	M	F	M	F	M	
Angola	1						4	1			6
Burundi	6,593	6,881	8,025	8,114	5,458	5,895	21,706	22,791	1,167	697	87,327
Belgium							1				1
Central African Rep.		1						1			2
Chad				1			2	3		1	7
DR Congo	5,380	5,410	8,048	7,929	6,702	6,418	19,093	12,642	1,831	1,253	74,706
Eritrea			1	1			1	10			13
Ethiopia								4			4
Guinea								1			1
Haiti		1									1
Kenya							1				1
Rwanda	11	12	17	19	12	5	350	10	7	2	445
Somalia		1	1	1			3	1		1	8
South Sudan								2			2
Tanzania			2			1					3
Uganda		1		1			1	1		1	5
Total	11,985	12,307	16,094	16,066	12,172	12,322	41,159	35,467	3,005	1,955	162,532

Main Countries of Origin



Camp vs Urban Refugees



Specific Needs	#	%
Child at risk	621	3.1%
Disability	3,881	19.5%
Family unity	618	3.1%
Older person at risk	1,931	9.7%
Serious medical condition	4,167	21.0%
SGBV	786	4.0%
Single parent	2,204	11.1%
Legal & physical protection needs	517	2.6%
Torture	546	2.7%
Unaccompanied or separated child	2,727	13.7%
Woman at risk	1,883	9.5%
Total	19,881	

An individual may have more than one specific need

Areas of origin	#	%
North Kivu	64,098	85.8%
South Kivu	7,559	10.1%
Katanga	1,628	2.2%
Maniema	156	0.2%
Oriente	102	0.1%
Kinshasa	85	0.1%
Kasai Oriental	20	0.0%
Bandundu	17	0.0%
Equateur	12	0.0%
Other	1,029	1.4%
Total	74,706	

Refugees - from DR Congo

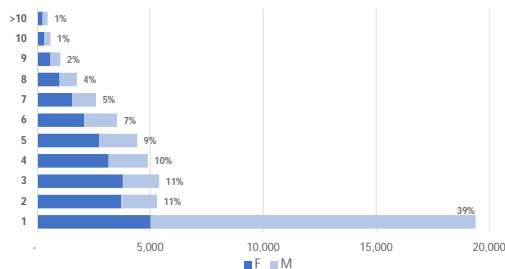
* Includes asylum-seekers

Areas of origin	#	%
Kirundo	38,318	43.9%
Bujumbura Mairie	31,160	35.7%
Muyinga	8,041	9.2%
Ngozi	3,433	3.9%
Karuzi	1,205	1.4%
Kayanza	986	1.1%
Cibitoke	921	1.1%
Gitega	681	0.8%
Ruyigi	553	0.6%
Bubanza	503	0.6%
Other	1,526	1.7%
Total	87,327	

Refugees - from Burundi

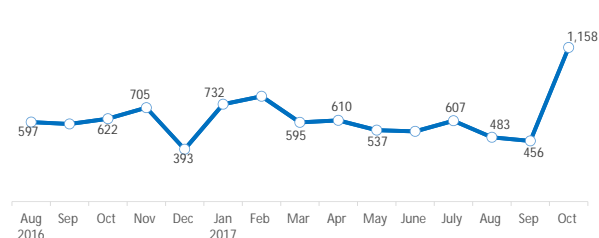
* Includes asylum-seekers

Family Size Breakdown



%age represents proportion of family sizes to the total number of households

Monthly New Arrivals Trend - Burundians | 2016 - 2017



154% increase in new arrivals from September to October 2017

COO Rwanda represents Rwandan spouses of registered refugees

Congolese asylum seekers and the group registered individuals are not included in the demographic and other breakdowns

For More Information: <http://data.unhcr.org/drc/country.php?id=182> and <http://data2.unhcr.org/en/situations/burundi/location/2006>