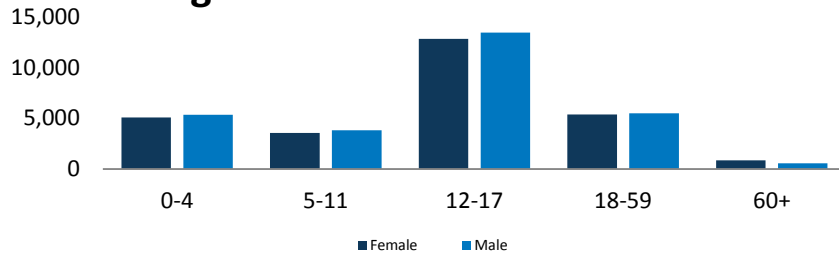


TOTAL REGISTERED REFUGEES AND ASYLUM SEEKERS
56,423
Age and Gender Breakdown

AGE AND GENDER BREAKDOWN

Age	0-4	5-11	12-17	18-59	60+	Total	%
Female	5,088	3,554	12,839	5,372	859	27,712	49.1%
Male	5,353	3,840	13,457	5,507	554	28,711	50.9%
Total	10,441	7,394	26,296	10,879	1,413	56,423	
%	18.5%	13.1%	46.6%	19.3%	2.5%	100%	

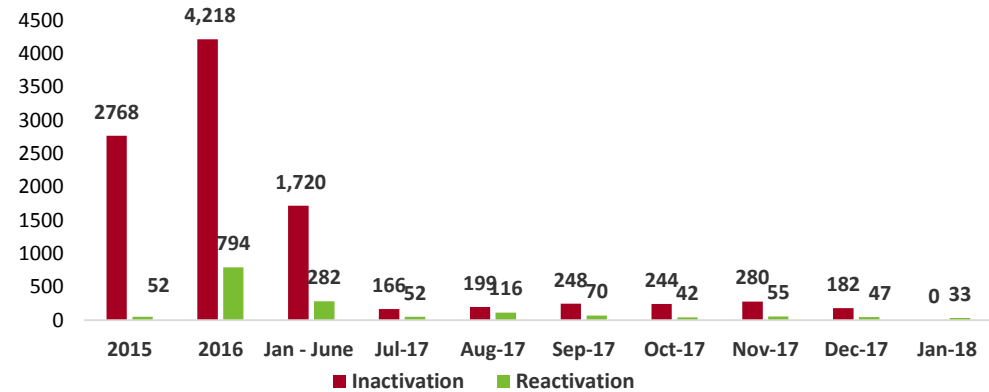
Children 78.2%
 44,131

18-59 19.3%
 10,879

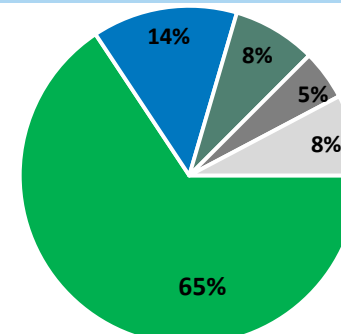
60+ 2.5%
 1,413

SPECIFIC NEEDS

Child at risk	60	1%
Disability	993	22%
Family unity	253	6%
Older person at risk	803	18%
Serious medical condition	1,073	24%
Specific legal and physical protection needs	193	4%
Torture	14	0%
Unaccompanied and separated child	899	20%
Woman at risk	261	6%

An individual may have more than one specific needs
Inactivation and Reactivation (of inactivated) due to missing 3 cycles of general food distribution

Weekly Registration
Week 1st -04th January 2018

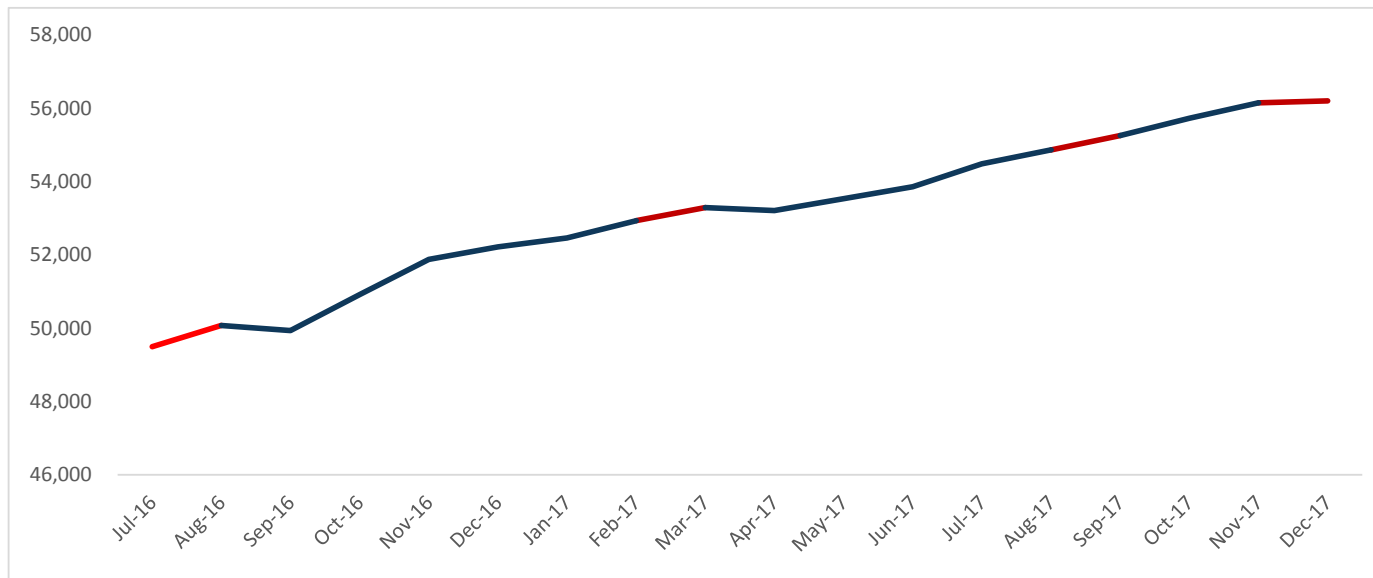
Female	Male	Total
23	25	48

WRA*(15-49) 13,638
WRA*(12-49) For Pads 15,385
TOP 5 AREAS OF ORIGIN


■ Kirundo ■ Muyinga ■ Bujumbura Mairie ■ Ngozi ■ Others

*WRA: Women in Reproductive Age

GROWTH POPULATION TRENDS



Families

Size	Total	%
1	7753	40.85%
2	2210	11.64%
3	2392	12.60%
4	2001	10.54%
5	1717	9.05%
6	1303	6.86%
7	772	4.07%
8	455	2.40%
9	227	1.20%
10	104	0.55%
11	31	0.16%
12	12	0.06%
13	3	0.02%
14	1	0.01%
Total	18,981	100.0%

Age and Gender Breakdown details

Age Cohort	Female	Male	Total
0 - 5	5878	6183	12061
6 - 12	5168	5280	10448
10 - 14	3134	3208	6342
15 - 19	2841	3230	6071
13 - 18	3559	3922	7481
20 - 24	2657	2705	5362
19 -59	12247	12771	25018
60+	860	555	1415

Age Cohort	Female	Male	Total
0-6 months	709	737	1446
0-9 months	1048	1103	2151
6-23 months	1993	2036	4029
0-12 months	1394	1472	2866
0-35 months	3500	3604	7104
0-2 years	3500	3608	7108
3 yrs	876	929	1805
4-5 years	1502	1646	3148
6 years	848	895	1743
7 -12 years	4320	4385	8705

Partners

