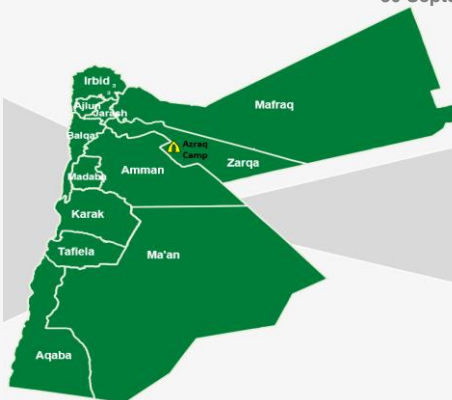
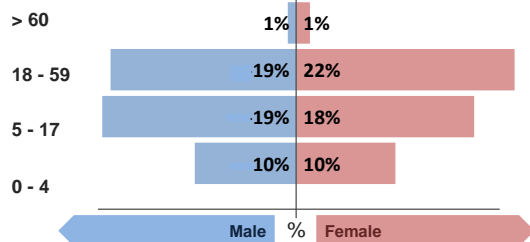




### Refugee population

Total refugee population: 35,060

Demographic breakdown:



### Key facts

Camp opened:  
May 2014

### Indicators at a glance

1 Health utilisation rate	8.2	X
2 Number of consultations per clinician per day	41	✓
3 Crude Mortality Rate (CMR) (/1000/month)	0.1	✓
4 Under-five Mortality Rate (U5MR) (/1000/month)	0.3	✓
5 Neonatal Mortality Rate (NNMR) (/1000 livebirths)	7.1	✓

### Notes

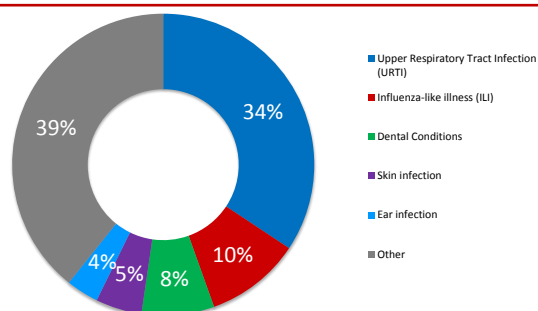
This public health profile for Azraq refugee camp is compiled from health facility data from the following partners:

- IMC Clinic Village 3,5, and 6.
- IMC Hospital (supporting village 2 PHC).
- Arab Medical Relief 6.
- IRC RH Services Villages 3,5, and 6.

Data is collected using standardised Health Information System (HIS) data collection and reporting tools and aims to be as accurate as possible.

### Morbidity

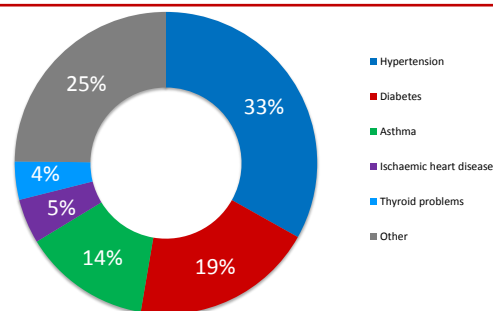
#### Acute health conditions (%)



#### Top 5 acute health conditions

	% morbidity	# of cases
1 Upper Respiratory Tract Infection (URTI)	34%	17,001
2 Influenza-like illness (ILI)	10%	5,056
3 Dental Conditions	8%	3,854
4 Skin infection	5%	2,448
5 Ear infection	3%	1,724
- Other	39%	19,446

#### Chronic health conditions (%)

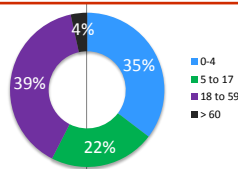


#### Top 5 chronic health conditions

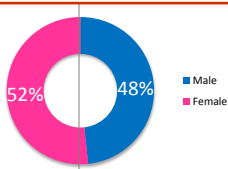
	% morbidity	# of cases
1 Hypertension	33%	1,498
2 Diabetes	20%	883
3 Asthma	14%	616
4 Ischaemic heart disease	5%	216
5 Thyroid problems	4%	185
- Other	25%	1,122

#### Breakdown of acute health conditions

##### by age

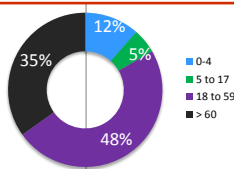


##### by gender

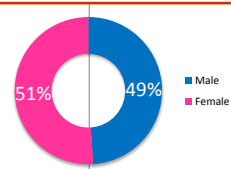


#### Breakdown of chronic health conditions

##### by age



##### by gender



UNHCR gratefully acknowledges the support of the following partners:

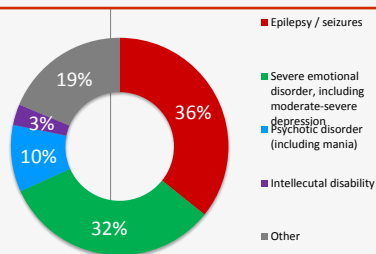


### Public Health

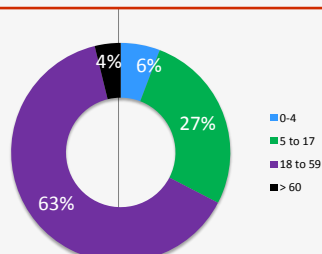
Health Impact	Indicator	Standard
Crude Mortality Rate (CMR) (/1000/month)	0.1	< 0.5 ✓
Under-five Mortality Rate (U5MR) (/1000/month)	0.3	< 1.5 ✓
Neonatal Mortality Rate (NNMR) (/1000 livebirths)	7.1	< 14.9 ✓
<b>Access and utilization</b>		
No. of health facilities	1 : 7012	1 : < 10,000 ✓
Total number of consultations	72,251	
Health utilisation rate	8.2	1 - 4 X
No. of consultations per trained clinician per day	41	< 50 ✓

## Breakdown of mental health conditions

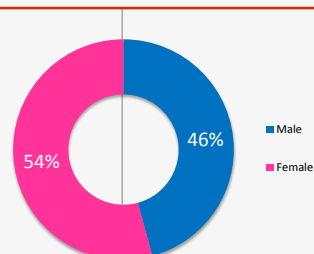
By cause



By age

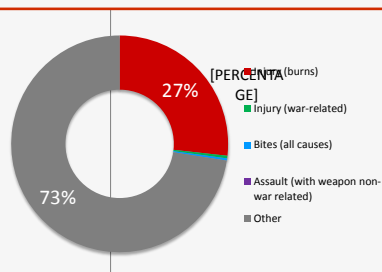


By gender

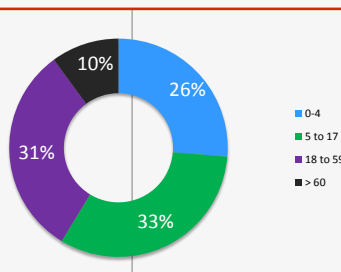


## Breakdown of injuries

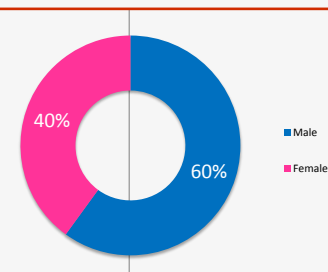
By cause



By age



By gender



## In-patient and referral

### In-patient department

Indicator	Standard
Hospitalisation rate (/1000/year)	118.3 50 - 150 ^
Bed occupancy rate	95% > 75% ✓
Mean length of stay for authorised discharges (days)	2.2

Indicator	Standard
Overall case fatality rate	0%
Proportion of deaths within 24 hours of admission	0%

## Reproductive Health

### Antenatal care

Indicator	Standard
Coverage of antenatal care (4 or more visits)	66% ≥ 90% X
Coverage of TT vaccination	53% ≥ 90% X
Coverage of anaemia screening in pregnancy	100% ≥ 90% ✓

### Delivery care

Proportion of deliveries attended by skilled personnel	98% ≥ 90% ✓
Proportion of deliveries performed by caesarean section	15.2% 5 - 15% X
Proportion of low birth weight deliveries (<2500g)	3% < 15% ✓

### Maternal mortality

Number of maternal deaths reported	0
% of maternal deaths investigated	0% 100%

### Postnatal care

Coverage of postnatal care	85% ≥ 90% X
----------------------------	-------------

### Sexual and Gender-based Violence

Incidence of rape (reported cases/10,000/year)*	^
% of rape survivors who received PEP** < 72 hours	100% ^
% of rape survivors who received ECP*** < 120 hours	100% ^
% of rape survivors who received STI**** prophylaxis < 2 wks	100% ^

\*Only includes rapes reported at health facilities \*\*Post-exposure prophylaxis \*\*\*Emergency contraceptive pill  
\*\*\*\*Sexually transmitted infection



View interactive maps and statistics online  
<http://twine.unhcr.org>

#### Legend:

- Standard met
- Interpret data with care
- Standard borderline
- Data missing
- Standard not met

