

ZAMBIA

Refugees and Asylum Seekers from Democratic Republic of Congo in Zambia (Countrywide)

22nd January 2018



KEY FIGURES

11,595

HOUSEHOLDS

39,228

INDIVIDUALS REGISTERED

5,506

IDENTIFIED

VULNERABLE PERSONS

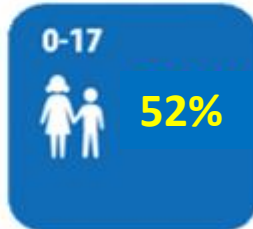
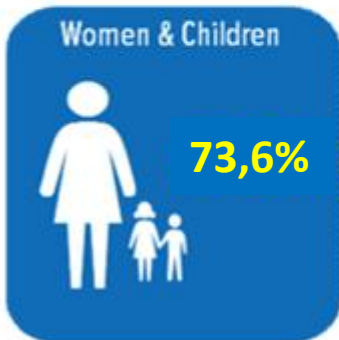

36,286

REFUGEES

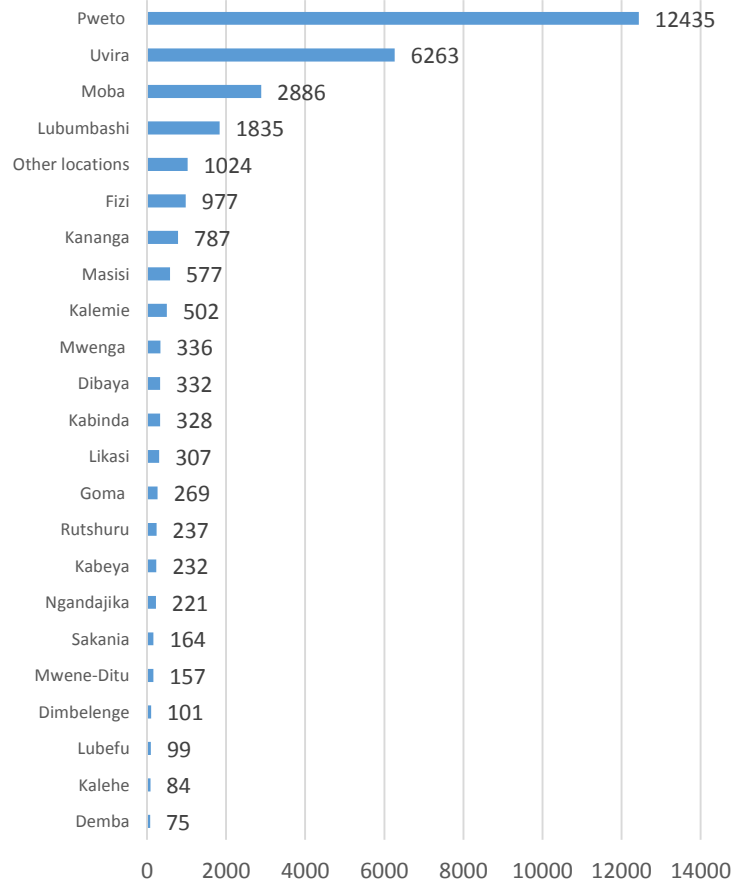
2,942

ASYLUM SEEKERS

DEMOGRAPHICS



AREAS OF ORIGIN

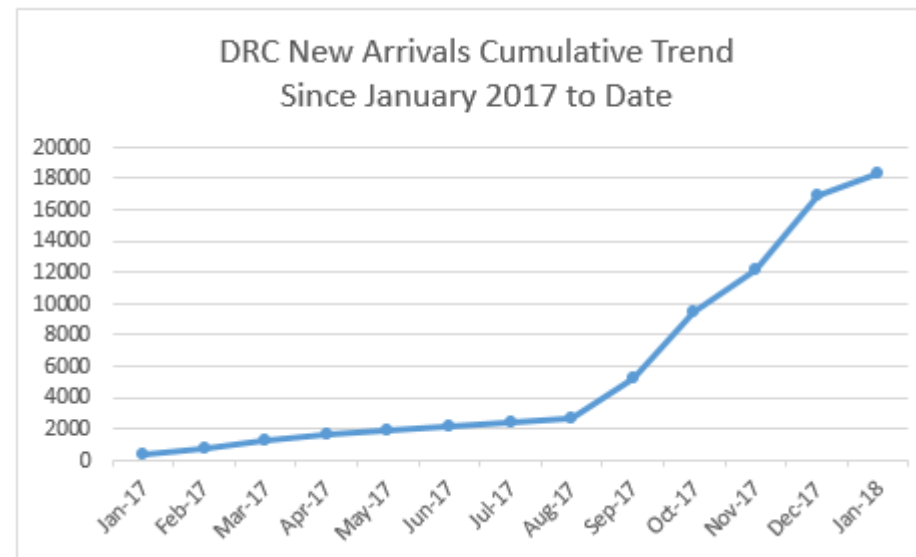
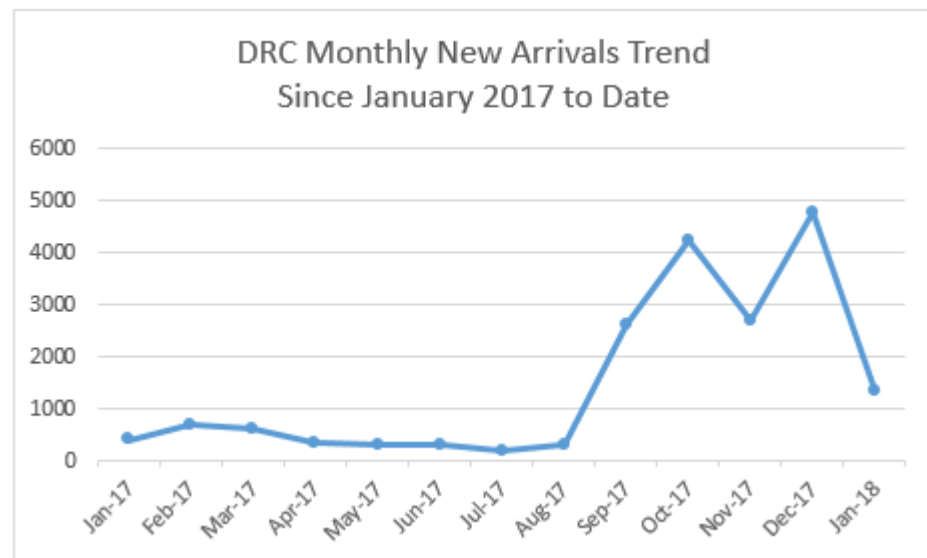


OCCUPATION INFORMATION



DRC Monthly New Arrivals Since January 2017 to Date

Location	Jan-17	Feb-17	Mar-17	Apr-17	May-17	Jun-17	Jul-17	Aug-17	Sep-17	Oct-17	Nov-17	Dec-17	Jan-18	Grand Total
Lusaka	83	277	153	128	92	187	112	139	292	214	256	272	4	2,209
Meheba	285	2	443	204	200	99	84	147	240	68	7	168	26	1,973
Mayukwayukwa	25	1	1	0	6	0	0	0	0	0	0	1	0	34
Nchelenge	0	0	0	0	0	0	0	0	2,063	3,946	2,427	4,329	1,288	14,053
Grand Total	393	280	597	332	298	286	196	286	2,595	4,228	2,690	4,770	1,318	18,269



Identified Persons with Specific Needs From DRC

Vulnerability by Age Group.	0 - 4 Years	05 - 11 Years	12 - 17 Years	18 - 59 Years	60 Plus	Grand Total
Child at risk	23	277	494	61	0	855
Disability	13	46	48	211	48	366
Older person at risk	0	0	0	22	186	208
Serious medical condition	4	25	22	156	28	235
Single parent	1	3	11	880	32	927
Specific legal and physical protection needs	54	67	59	273	28	481
Unaccompanied or separated child	70	515	1358	196	0	2139
Woman at risk	1	0	3	269	22	295
Grand Total	166	933	1995	2068	344	5506

DRC Influx Start Date 30 Aug 2017 & Biometric Registration Start Date 25 Sep 2017 in Luapula Province.