

## **SEXUAL AND GENDER BASED VIOLENCE TRENDS ANALYSIS**

**Operation: Dundo (Angola)**

**Period: 1<sup>st</sup> to 30<sup>th</sup> January 2018**

### **I. Context in Dundo in January:**

There are 3 major facts to report for the month of January:

- The launching of targeted initiatives aiming at reaching the refugee community leaving in out of camps context. An assessment was done in Nzachi, Luxilo, Fucauma and Dundo Town in order to build partnership with service providers from the Government design SGBV referral pathways for those locations;
- The conduction of awareness raising sessions on SGBV that enabled to reach 545 individuals in Cacanda (268 females and 277 males) and 2,667 individuals in Lovua (1,328 females and 1,339 males);
- A workshop held with JRS Lawyers Team; during the session, a briefing on the SGBV typology linked to the GBVIMS classification Tool was done and a mapping of the Angolan Legal Framework in connexion to SGBV was conducted.

### **II. Main highlights relating to SGBV incidents:**

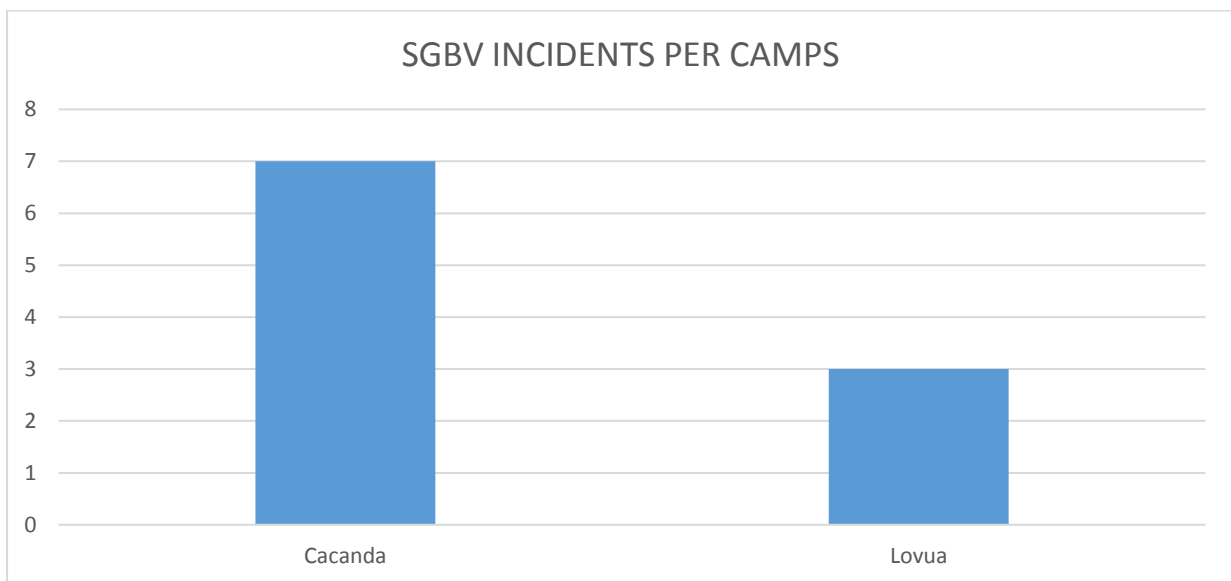
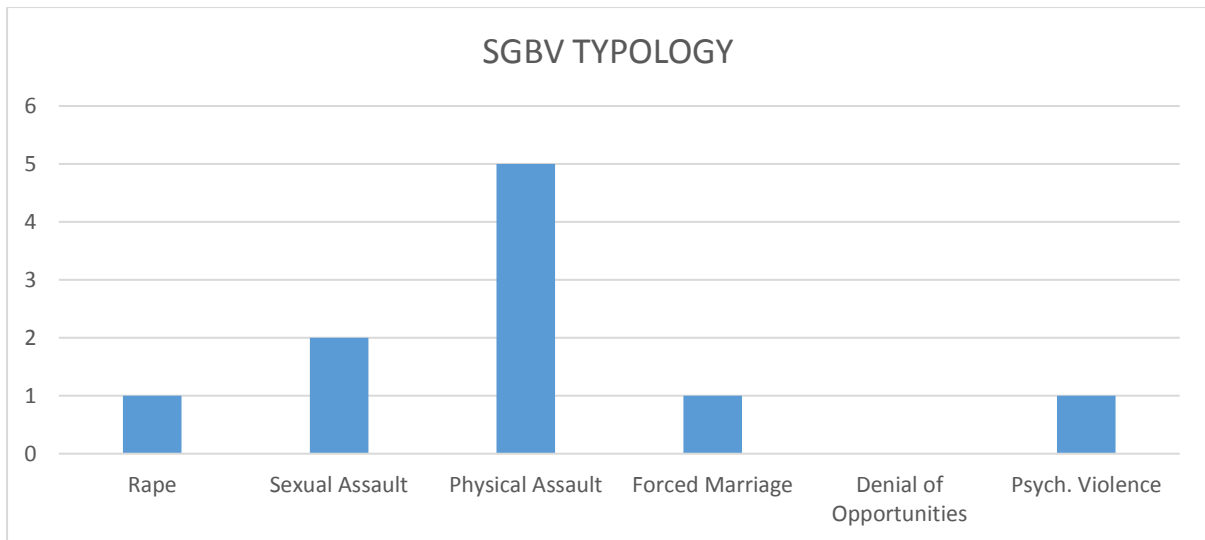
- 10 SGBV incidents were recorded and managed by Protection Actors, ie 10 less than in December; the new recorded 10 SGBV incidents in January bring to 172 the number of SGBV incidents recorded since the establishment of the data collection system in July 2017;
- Among the 10 recorded SGBV incidents, 03 were perpetrated in Lovua settlement and 07 in Cacanda Reception Centre. Cacanda is still the camp with the highest number of recorded SGBV incidents;
- The recorded SGBV incidents consisted of Physical Assault (05), Rape (01), Sexual Assault (02), Psychological Violence (01) and Forced Marriage (01). Like previous month, Physical Assault seemed to be the most perpetrated SGBV incident and for the 7<sup>th</sup> consecutive month, there is no recorded case of denial of opportunities and services;
- The analysis of the survivors' profile shows that as usual, women were the most targeted by SGBV as 90% of the survivors were females (09 survivors over 10) and 30 % were children (03 survivors over 10);
- All those incidents were perpetrated by fellow refugees and apart from the forced marriage case, all the incidents occurred in the camp/reception centre;
- It's unfortunate to notice the low rate of reporting for SGBV incidents involving children; 2/3 of those incidents were not reported by the survivors, but by family members or disclosed during field visits. This was the case for the only incident of rape which was reported by the survivor's father and the forced marriage which the partner came across during his routine activities;

- There was no medical response for the only rape case as the survivor disappear from the camp and seems to currently been in unknown location; the disappearance of rape survivors is happening for the 2<sup>nd</sup> consecutive time in Cacanda making the survivors not to receive multisectoral response though available. This situation is worrying because the sensitization on the importance of the timely reporting of rape incidents has been strengthened;
- The rate of the reporting to the Police keeps improving; in January, 06 incidents were reported to the camp based Police Officers (60%). But like in previous month, none of the cases reported to the Police have so far been referred to the Court. The Police raised their difficulty to gather evidences for many SGBV cases referred to them. This situation absolutely challenges the process of the police investigation;
- The majority of the survivors (08) benefited from psychosocial support provided by JRS.

### III. Tables and figures:

#### i. Overview of SGBV incidents in January:

<b>Types of SGBV</b>	<b>Number of incidents in January</b>	<b>Cumulative since July 2017</b>
Rape	01	12
Sexual Assault	02	17
Physical Assault	05	95
Forced Marriage	01	24
Denial of Opportunities	00	00
Psychological Violence	01	24
<b>TOTAL</b>	<b>10</b>	<b>172</b>

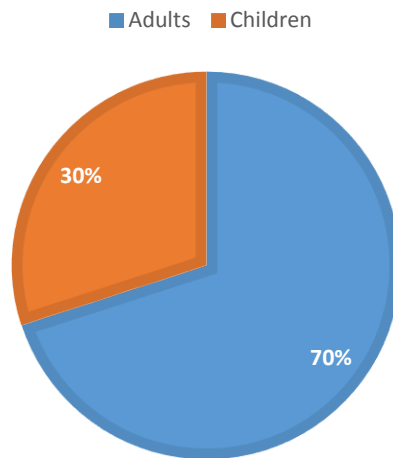


**ii. Profiles of the SGBV survivors:**

*Per age:*

Range of ages	Number of survivors	Cumul. Since July
Adults	07	109
Children	03	63
<b>TOTAL</b>	<b>10</b>	<b>172</b>

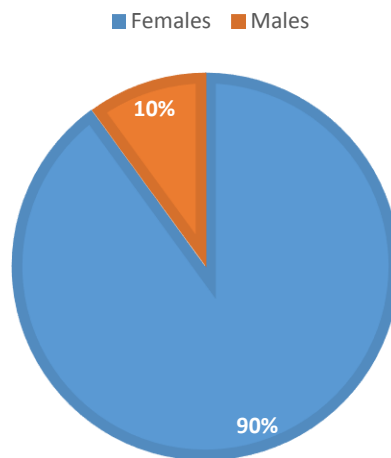
### SURVIVORS PROFILES PER RANGE OF AGES



#### *Per gender*

Genders of the survivors	Number of survivors	Cumul. Since July 2017
Females	09	152
Males	01	20
TOTAL		172

### SURVIVORS PROFILES PER GENDER



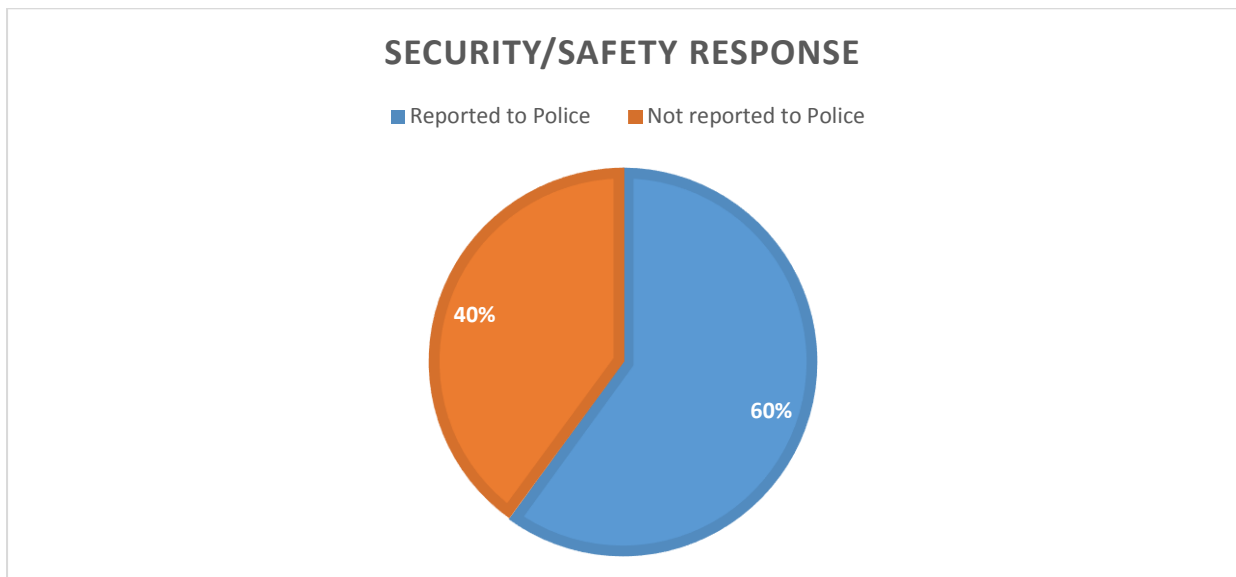
#### **iii. Access to multisectoral response:**

*Medical response for rape cases:*

<b>Number of rape cases</b>	<b>Number of survivors assisted</b>
<b>01</b>	<b>00</b>

*Security/safety response for SGBV cases:*

<b>Number of SGBV cases perpetrated</b>	<b>Number of SGBV reported to the Police</b>
<b>10</b>	<b>06</b>



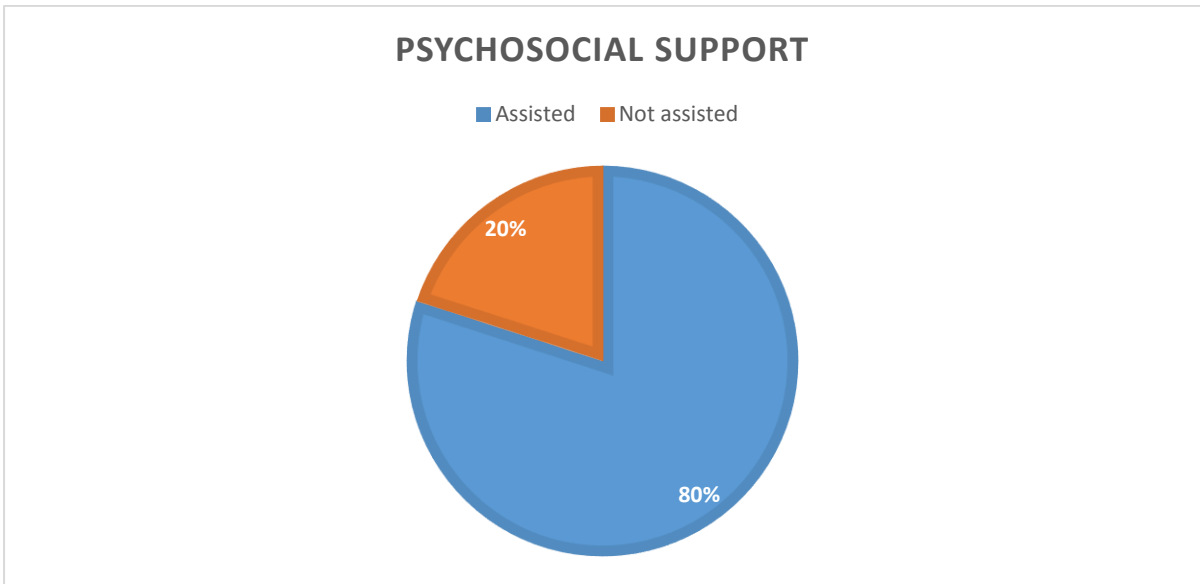
*Legal/judiciary response to SGBV cases*

<b>SGBV cases recorded in January</b>	<b>SGBV cases referred to the Court</b>
<b>10</b>	<b>00</b>

*Psychosocial support to SGBV survivors*

<b>SGBV cases recorded in January</b>	<b>SGBV survivors receiving support</b>
<b>10</b>	<b>08</b>

--	--



**IV. Perspectives for February:**

- Prepare and share an advocacy note for the Government authorities in charge of implementing security/safety and legal/judiciary responses;
- Process with the launching of the SGBV special projects in Dundo funded by DIP/Safe from the Start (awareness raising, data collection/analysis and case management);
- Finalize the SGBV Strategy document.

Drafted in February 2018  
By Nadine Njoya, SPO/SGBV  
UNHCR/Dundo