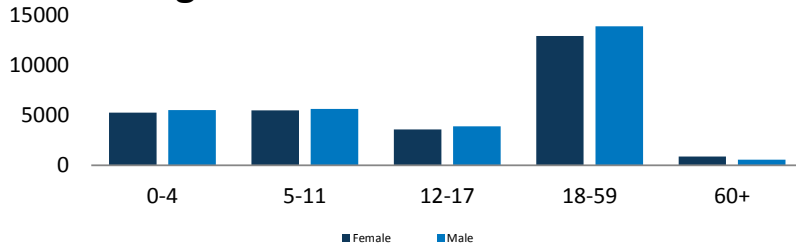


TOTAL REGISTERED REFUGEES AND ASYLUM SEEKERS
57,525
Age and Gender Breakdown

AGE AND GENDER BREAKDOWN

Age	0-4	5-11	12-17	18-59	60+	Total	%
Female	5242	5467	3587	12900	872	28,068	48.8%
Male	5496	5626	3900	13859	576	29,457	51.2%
Total	10,738	11,093	7,487	26,759	1,448	57,525	
%	18.7%	19.3%	13.0%	46.5%	2.5%	100%	

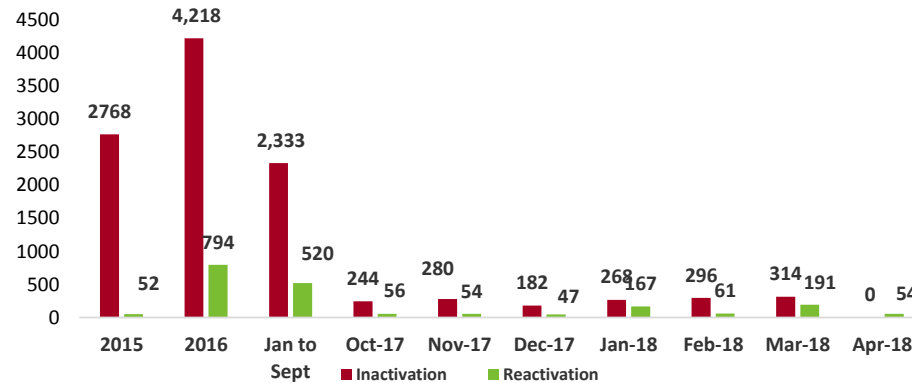
Children 51.0%
 29,318

18-59 46.5%
 26,759

60+ 2.5%
 1,448

SPECIFIC NEEDS

Child at risk	68	1%
Disability	994	21%
Family unity	254	5%
Older person at risk	857	18%
Serious medical condition	1,074	23%
Specific legal and physical protection needs	193	4%
Torture	16	0%
Unaccompanied and separated child	924	20%
Woman at risk	260	6%

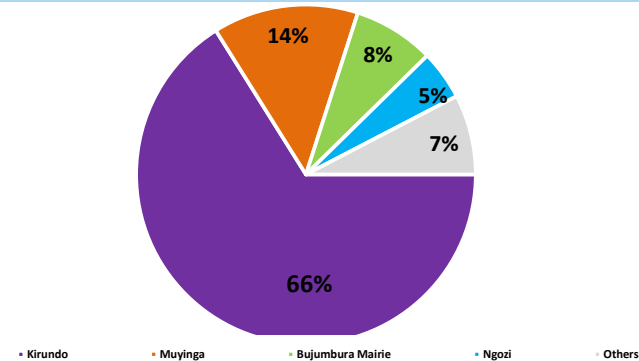
An individual may have more than one specific needs
Inactivation and Reactivation (of inactivated) due to missing 3 cycles of general food distribution

Weekly Registration
Week 30 March-05 April 2018

Female	Male	Total
35	33	68

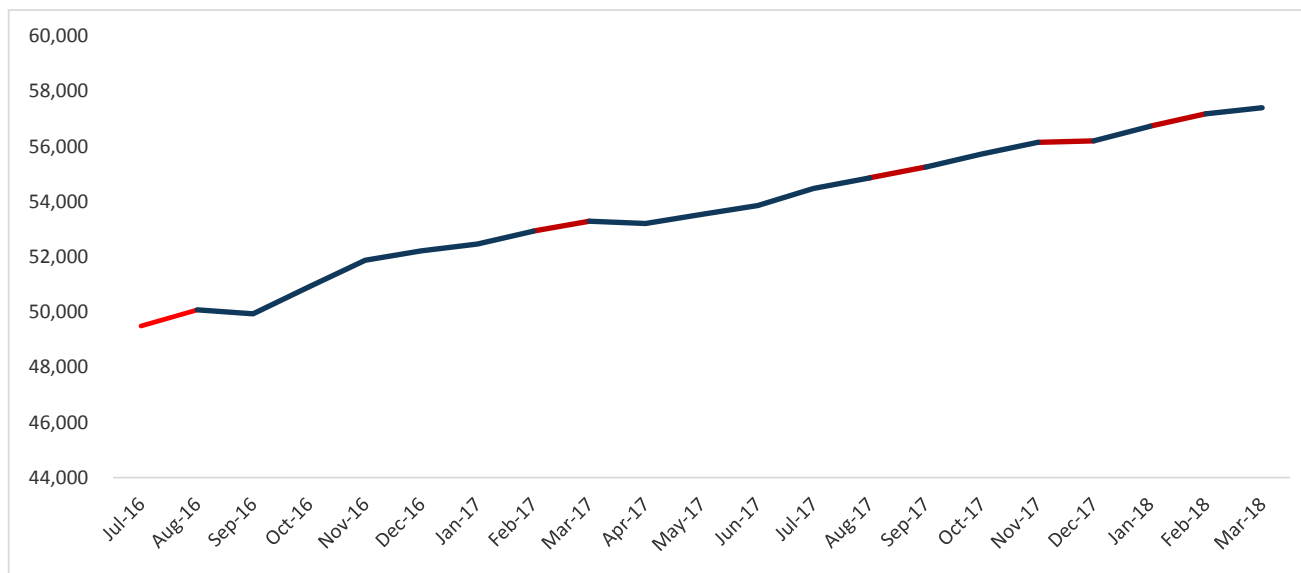
WRA*(15-49) 13,715
WRA*(12-49) For Pads 15,481

UASC	Boys	Girls
920	574	346

*WRA: Women in Reproductive Age

TOP 5 AREAS OF ORIGIN


GROWTH POPULATION TRENDS



Families

Size	Total	%
1	8083	41.62%
2	2206	11.36%
3	2358	12.14%
4	2054	10.58%
5	1725	8.88%
6	1331	6.85%
7	803	4.13%
8	465	2.39%
9	242	1.25%
10	100	0.51%
11	33	0.17%
12	16	0.08%
13	3	0.02%
14	1	0.01%
Total	19,420	100.0%

Age and Gender Breakdown details

Age Cohort	Female	Male	Total
0 - 5	6065	6334	12399
6 - 12	5230	5387	10617
10 - 14	3188	3264	6452
15 - 19	2866	3296	6162
13 - 18	3593	3994	7587
20 - 24	2676	2873	5549
19 - 59	12308	13166	25474
60+	872	576	1448

Age Cohort	Female	Male	Total
0-6 months	624	660	1284
0-9 months	954	1009	1963
6-23 months	2027	2114	4141
15-23 months	1002	1031	2033
0-11 months	1176	1256	2432
0-12 months	1304	1376	2680
0-35 months	3514	3629	7143
0-2 years	3514	3629	7143
3 yrs	962	1018	1980
4-5 years	1589	1687	3276
6 years	846	926	1772
7 -12 years	4384	4461	8845

Partners

