

ZAMBIA

Refugees and Asylum Seekers from Democratic Republic of Congo in Zambia (Countrywide)

30th April 2018



KEY FIGURES

12,984

HOUSEHOLDS

42,224

INDIVIDUALS REGISTERED

5,314

IDENTIFIED
VULNERABLE PERSONS


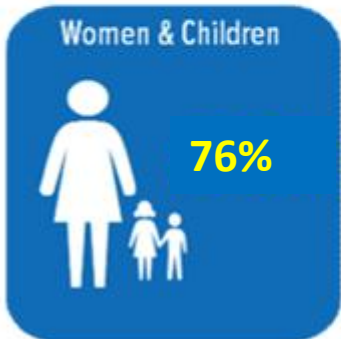
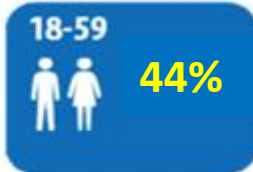
39,046

REFUGEES

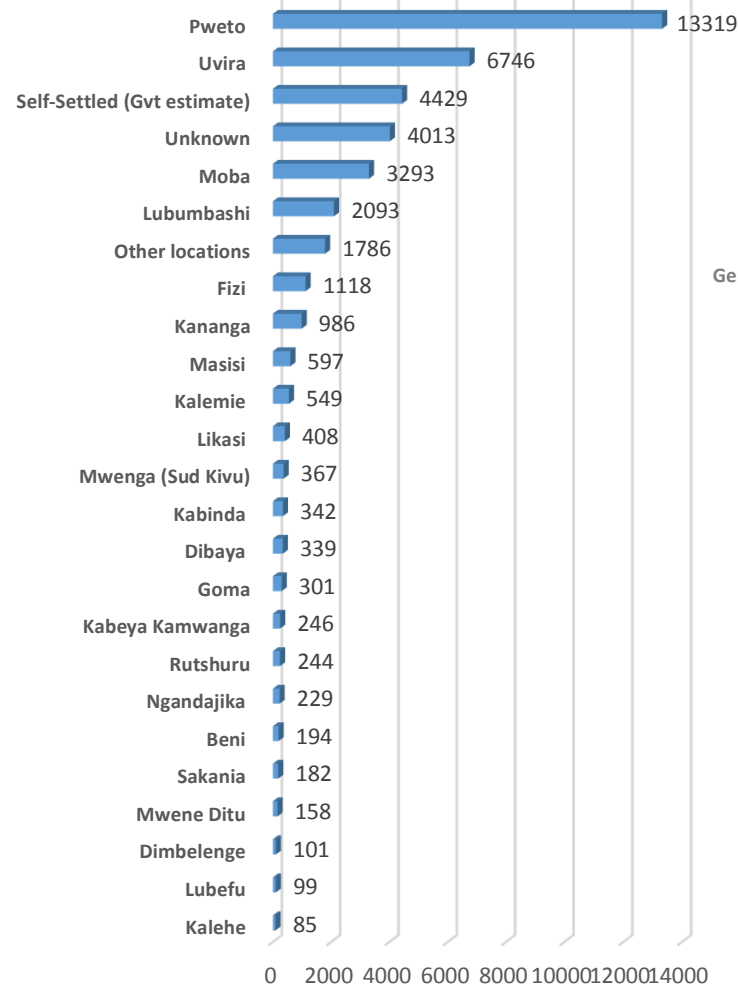
3,178

ASYLUM SEEKERS

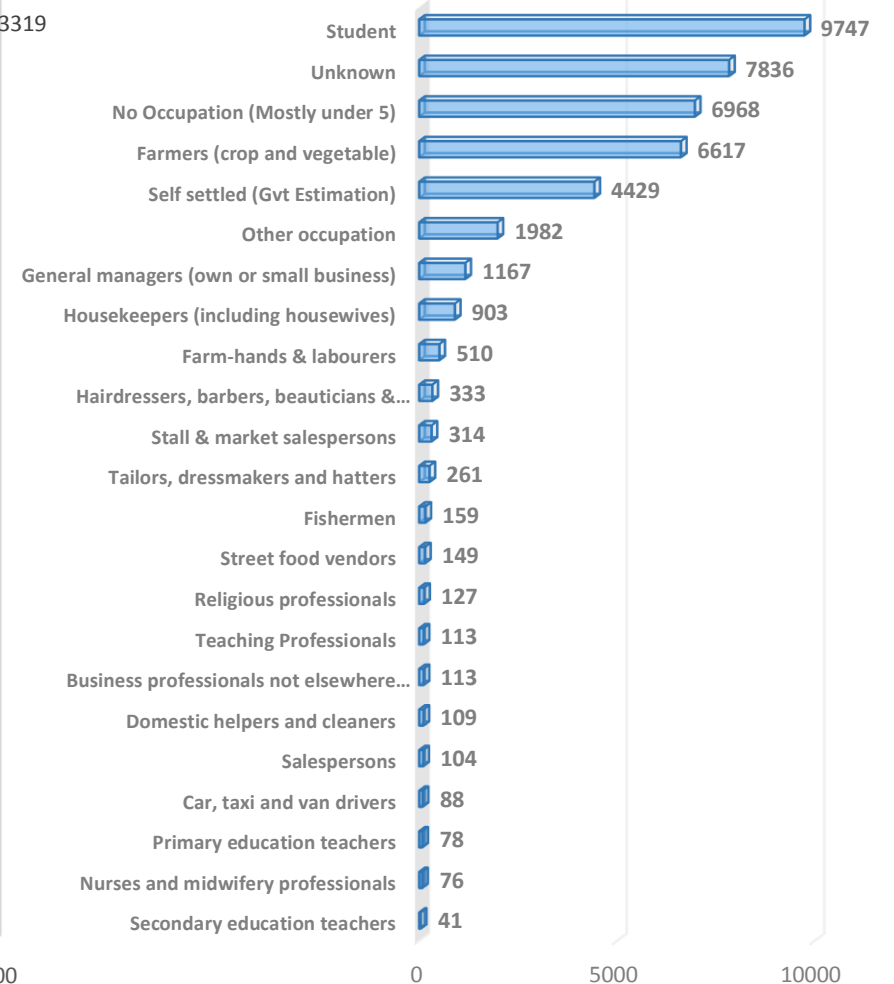
DEMOGRAPHICS



AREAS OF ORIGIN



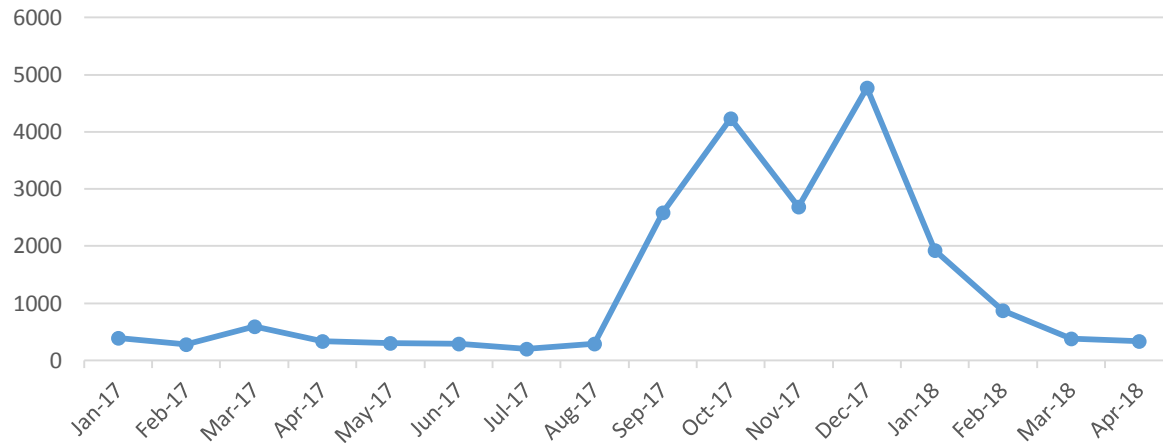
OCCUPATION INFORMATION



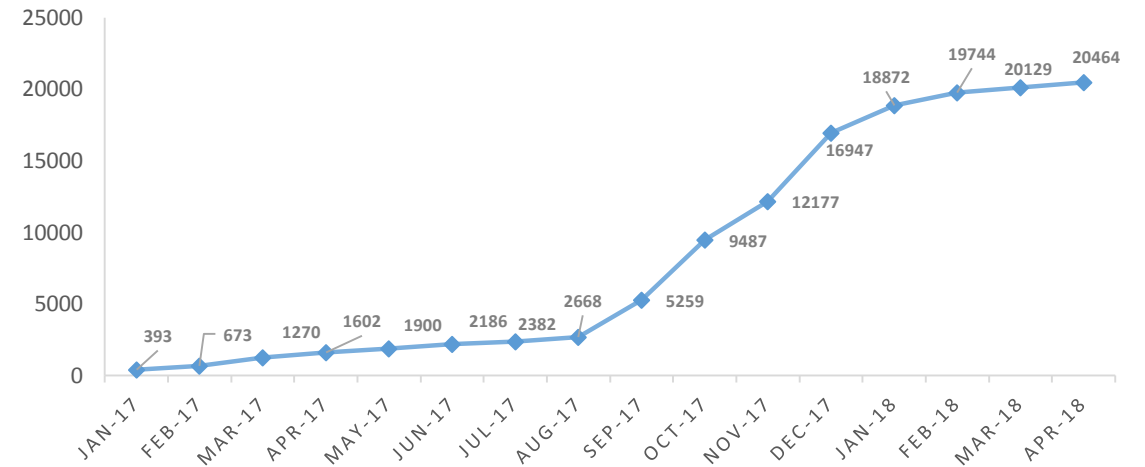
DRC Monthly New Arrivals Since January 2017 to Date

Location	Jan-17	Feb-17	Mar-17	Apr-17	May-17	Jun-17	Jul-17	Aug-17	Sep-17	Oct-17	Nov-17	Dec-17	Jan-18	Feb-18	Mar-18	Apr-18	Grand Total
Lusaka	83	277	153	128	92	187	112	139	292	214	256	272	115	289	181	226	3,016
Meheba	285	2	443	204	200	99	84	147	240	68	7	168	36	83	63	29	2,158
Mayukwayukwa	25	1	1	0	6	0	0	0	0	0	0	1	0	2	7	4	47
Nchelenge	0	0	0	0	0	0	0	0	2059	3946	2427	4329	1,774	498	134	76	15,243
Grand Total	393	280	597	332	298	286	196	286	2591	4228	2690	4770	1925	872	385	335	20464

DRC Monthly new arrivals Trend
Since January 2017 to date



DRC MONTHLY NEW ARRIVALS CUMULATIVE TREND
SINCE JANUARY 2017 TO DATE



Identified Persons with Specific Needs From DRC

Vulnerability by Age Group.	0 - 4 Years	05 - 11 Years	12 - 17 Years	18 - 59 Years	60 Plus	Grand Total
Child at risk	20	298	352	0	0	670
Disability	13	46	41	245	61	406
Family unity	0	0	0	7	0	7
Older person at risk	0	0	0	7	195	202
Serious medical condition	4	23	25	164	33	249
Single parent	1	3	4	1005	46	1059
Specific legal and physical protection needs	57	112	81	289	28	567
Unaccompanied or separated child	87	680	1092	0	0	1859
Woman at risk	0	0	0	272	23	295
Grand Total	182	1162	1595	1989	386	5314

DRC Influx Start Date 30 Aug 2017 & Biometric Registration Start Date 25 Sep 2017 in Luapula Province.