

ZAMBIA

Refugees and Asylum Seekers from Democratic Republic of Congo in Zambia (Countrywide)

06th May 2018



KEY FIGURES

13,025

HOUSEHOLDS

42,321

INDIVIDUALS REGISTERED

5,293

IDENTIFIED
VULNERABLE PERSONS

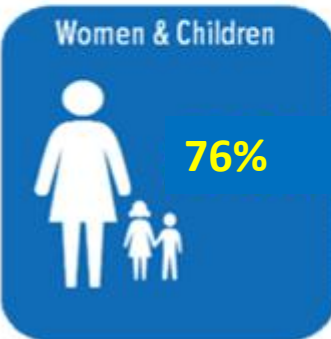
39,028

REFUGEES

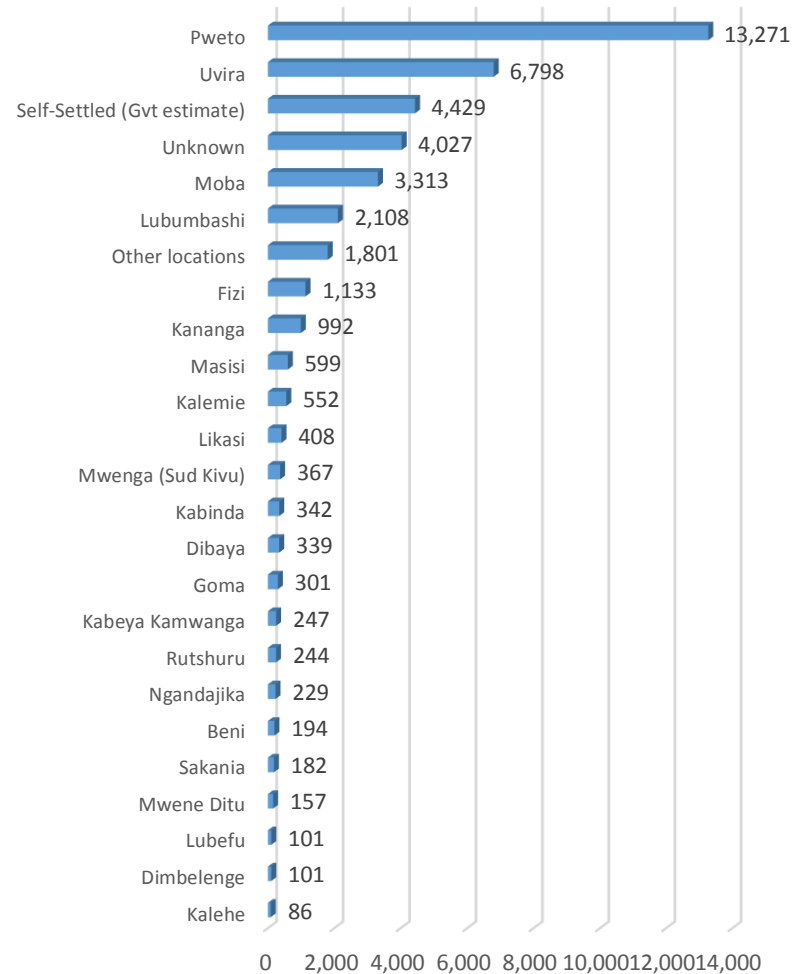
3,293

ASYLUM SEEKERS

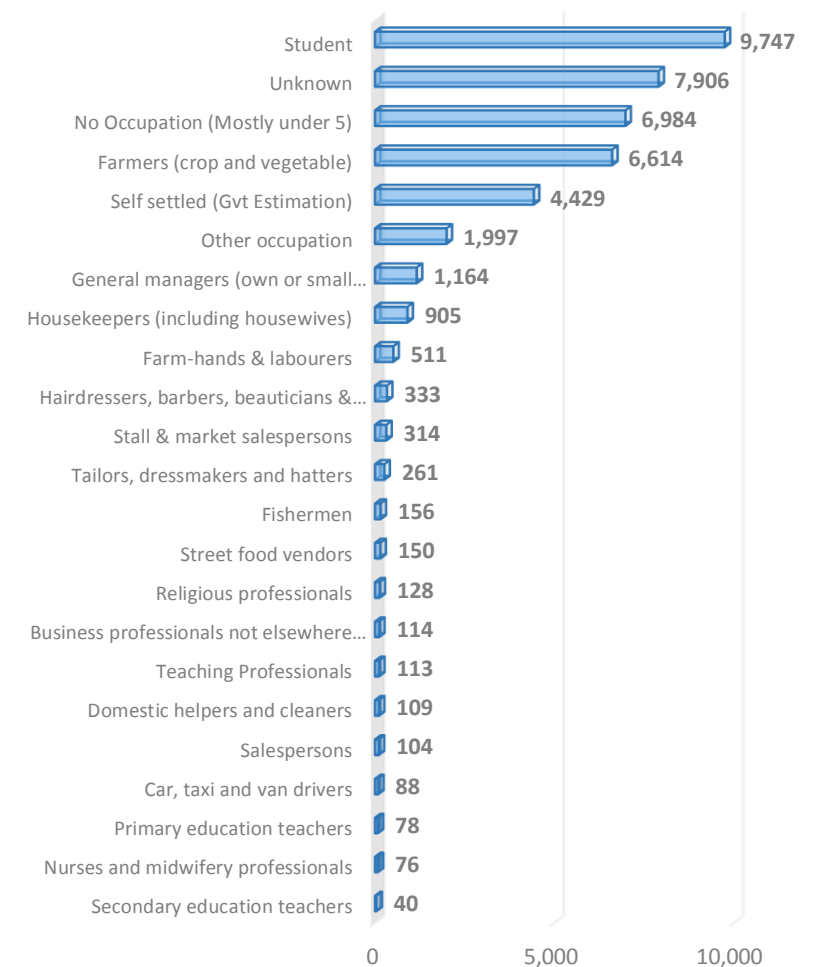
DEMOGRAPHICS



AREAS OF ORIGIN



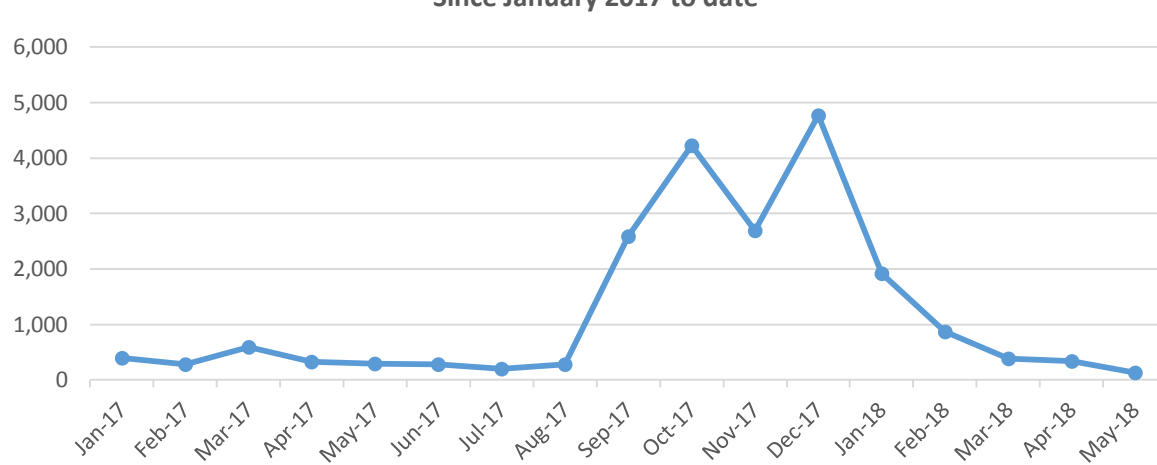
OCCUPATION INFORMATION



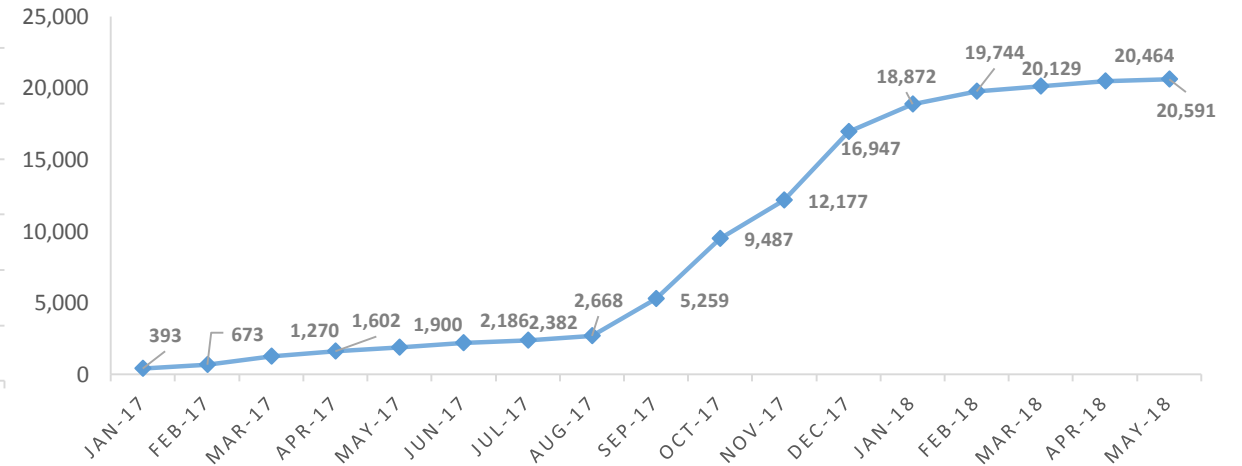
DRC Monthly New Arrivals Since January 2017 to Date

Location	Jan-17	Feb-17	Mar-17	Apr-17	May-17	Jun-17	Jul-17	Aug-17	Sep-17	Oct-17	Nov-17	Dec-17	Jan-18	Feb-18	Mar-18	Apr-18	May-18	Grand Total
Lusaka	83	277	153	128	92	187	112	139	292	214	256	272	115	289	181	226	40	3,056
Meheba	285	2	443	204	200	99	84	147	240	68	7	168	36	83	63	29	59	2,217
Mayukwayukwa	25	1	1	0	6	0	0	0	0	0	0	1	0	2	7	4	1	48
Nchelenge	0	0	0	0	0	0	0	0	2059	3946	2427	4329	1,774	498	134	76	27	15,270
Grand Total	393	280	597	332	298	286	196	286	2591	4228	2690	4770	1925	872	385	335	127	20,591

DRC Monthly new arrivals Trend
Since January 2017 to date



DRC MONTHLY NEW ARRIVALS CUMULATIVE TREND
SINCE JANUARY 2017 TO DATE



Identified Persons with Specific Needs From DRC

Vulnerability by Age Group.	0 - 4 Years	05 - 11 Years	12 - 17 Years	18 - 59 Years	60 Plus	Grand Total
Child at risk	20	296	351	0	0	667
Disability	13	45	41	245	60	404
Family unity	0	0	0	7	0	7
Older person at risk	0	0	0	7	195	202
Serious medical condition	4	23	25	164	33	249
Single parent	1	3	4	1000	46	1054
Specific legal and physical protection needs	57	112	81	288	28	566
Unaccompanied or separated child	87	675	1088	0	0	1850
Woman at risk	0	0	0	271	23	294
Grand Total	182	1154	1590	1982	385	5293

DRC Influx Start Date 30 Aug 2017 & Biometric Registration Start Date 25 Sep 2017 in Luapula Province.