

ZAMBIA

Refugees and Asylum Seekers from Democratic Republic of Congo in Zambia (Countrywide)

27th May 2018



KEY FIGURES

13,136

HOUSEHOLDS

42,570

INDIVIDUALS REGISTERED

5,290

IDENTIFIED
VULNERABLE PERSONS


39,227

REFUGEES

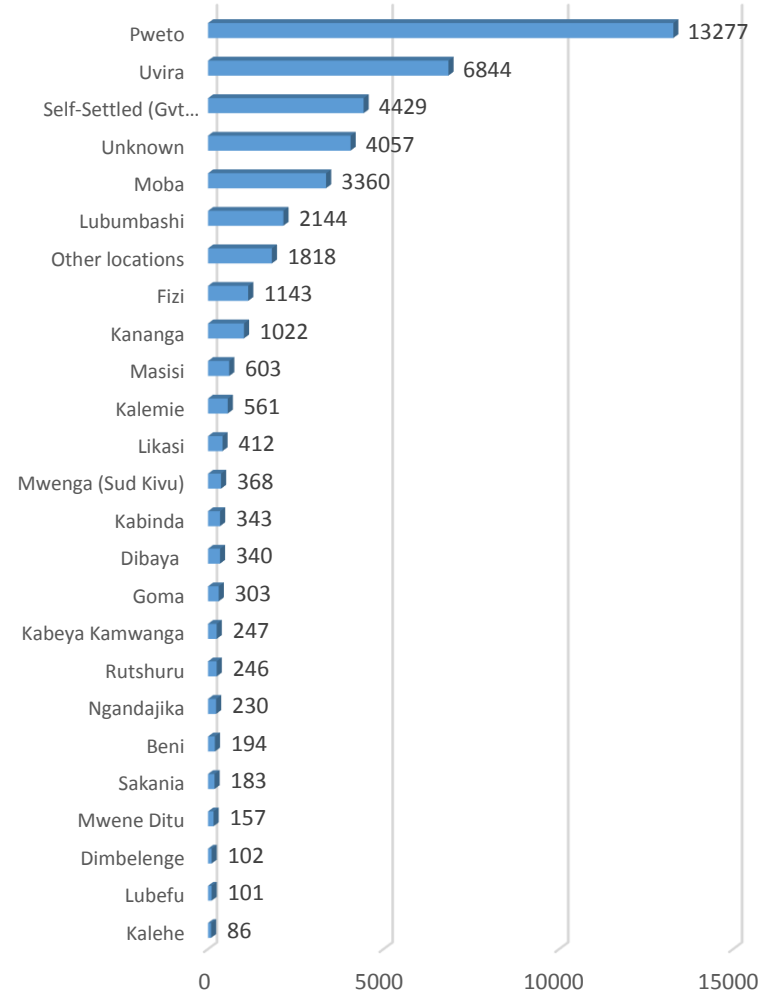
3,343

ASYLUM SEEKERS

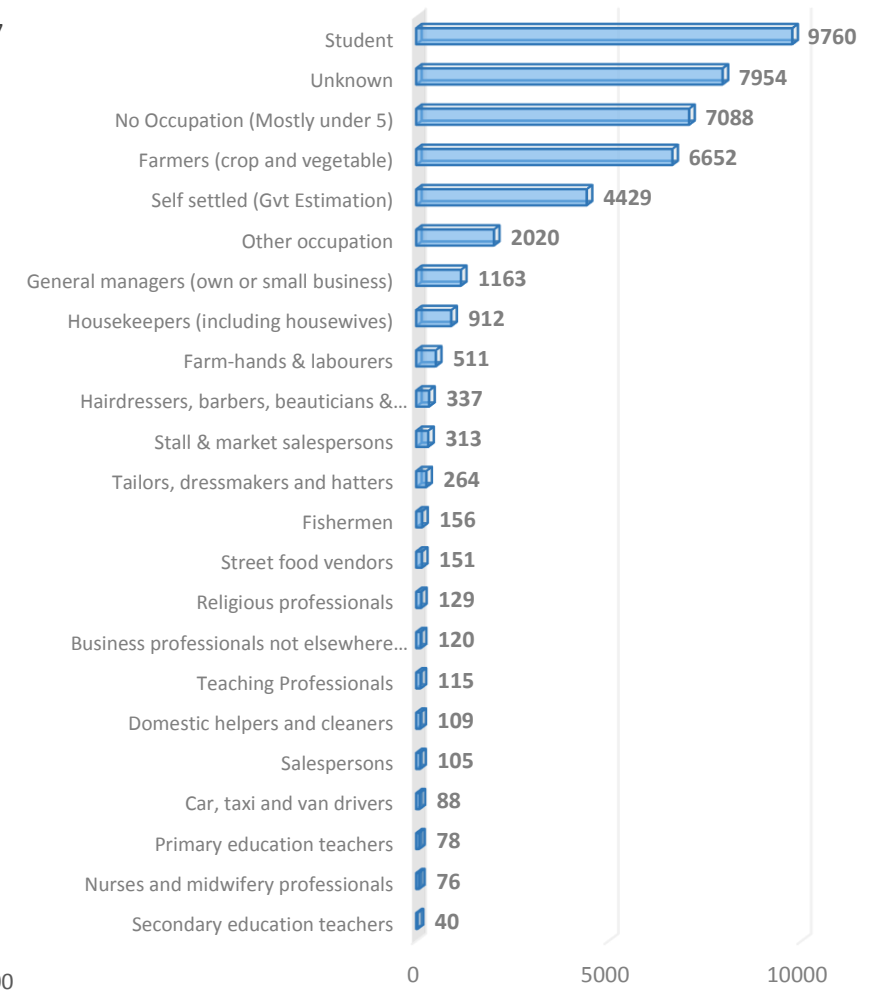
DEMOGRAPHICS



AREAS OF ORIGIN



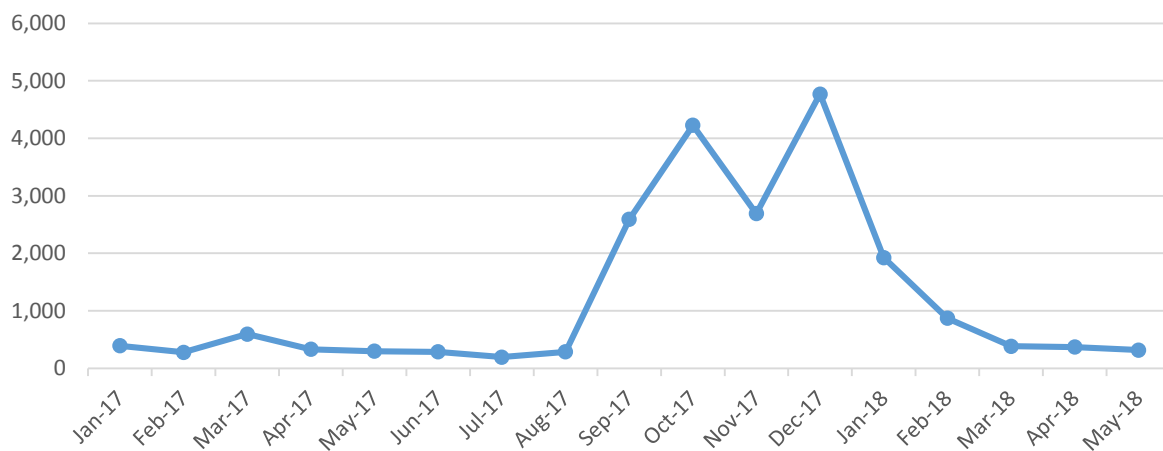
OCCUPATION INFORMATION



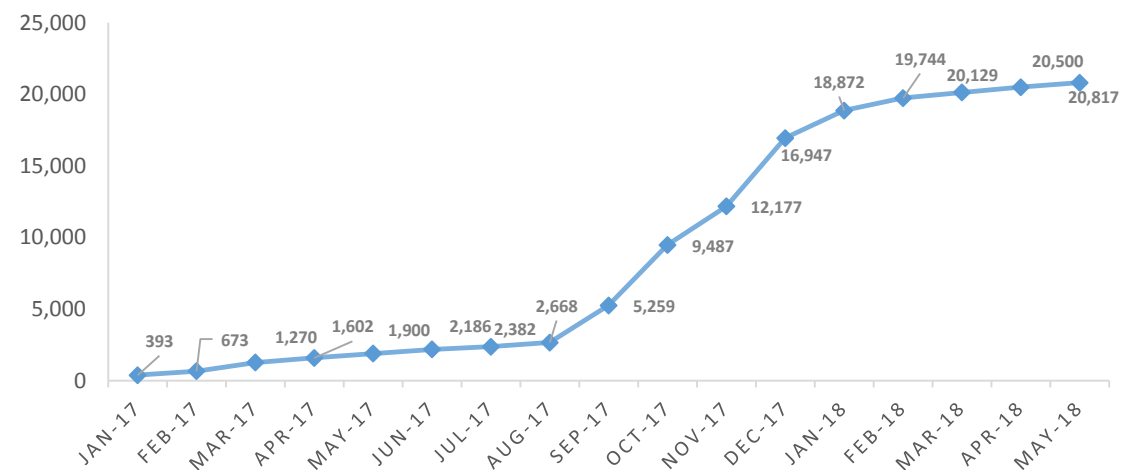
DRC Monthly New Arrivals Since January 2017 to Date

Location	Jan-17	Feb-17	Mar-17	Apr-17	May-17	Jun-17	Jul-17	Aug-17	Sep-17	Oct-17	Nov-17	Dec-17	Jan-18	Feb-18	Mar-18	Apr-18	May-18	Grand Total
Lusaka	83	277	153	128	92	187	112	139	292	214	256	272	115	289	181	231	141	3,162
Meheba	285	2	443	204	200	99	84	147	240	68	7	168	36	83	63	38	72	2,239
Mayukwayukwa	25	1	1	0	6	0	0	0	0	0	0	1	0	2	7	4	1	48
Nchelenge	0	0	0	0	0	0	0	0	2059	3946	2427	4329	1,774	498	134	98	103	15,368
Grand Total	393	280	597	332	298	286	196	286	2,591	4,228	2,690	4,770	1,925	872	385	371	317	20,817

DRC Monthly new arrivals Trend Since January 2017 to date



DRC MONTHLY NEW ARRIVALS CUMULATIVE TREND SINCE JANUARY 2017 TO DATE



Identified Persons with Specific Needs From DRC

Vulnerability by Age Group.	0 - 4 Years	05 - 11 Years	12 - 17 Years	18 - 59 Years	60 Plus	Grand Total
Child at risk	21	295	351	0	0	667
Disability	11	47	41	248	61	408
Family unity	0	0	0	7	0	7
Older person at risk	0	0	0	7	196	203
Serious medical condition	5	23	25	161	33	247
Single parent	0	4	4	1001	46	1,055
Specific legal and physical protection needs	58	111	82	289	28	568
Unaccompanied or separated child	87	672	1082	0	0	1,841
Woman at risk	0	0	0	271	23	294
Grand Total	182	1,152	1,585	1,984	387	5,290

DRC Influx Start Date 30 Aug 2017 & Biometric Registration Start Date 25 Sep 2017 in Luapula Province.