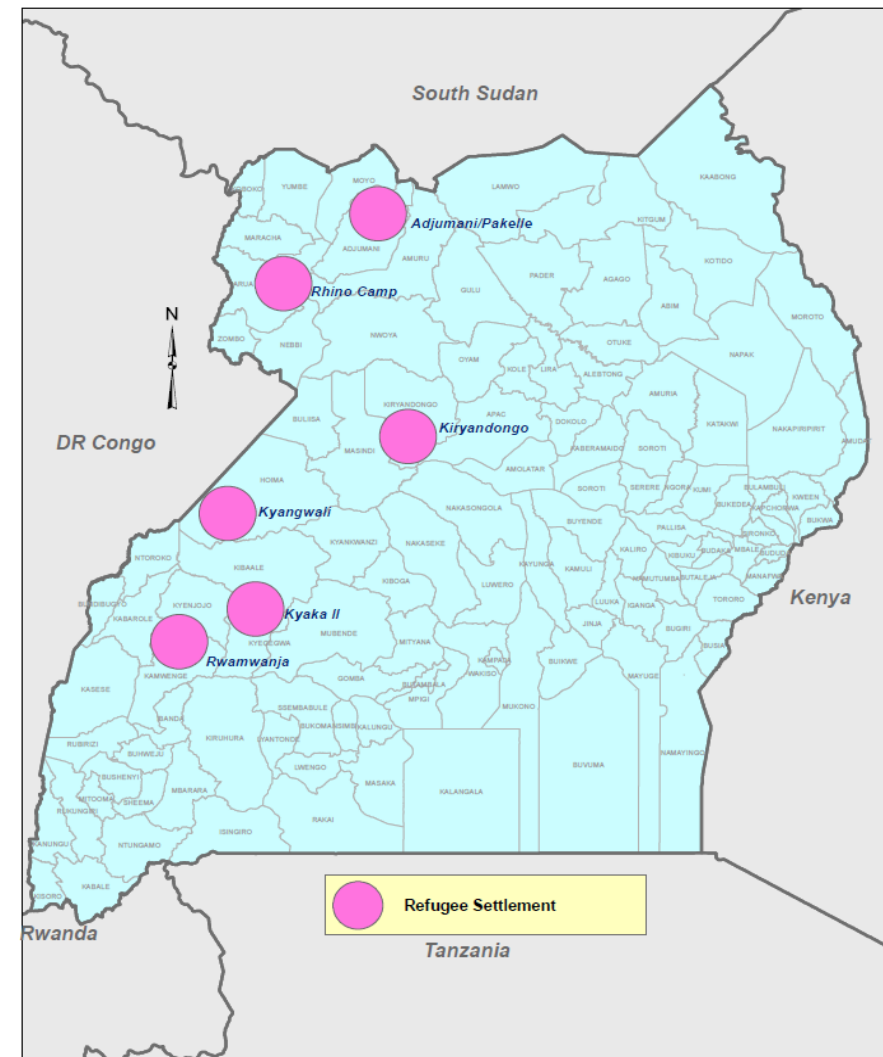


This report provides an analysis of the market prices of the key commodities that make up the in-kind food basket as compared to the cash transfer value distributed by WFP to the refugee beneficiaries. The report focuses on price data collected from Adjumani/Pakelle, Arua/Rhino Camp, Kiryandongo, Kyaka II, Rwamwanja and Kyangwali settlements (January –June 2017) for the major commodities of the in-kind food basket which include maize grain, beans and maize flour (for EVH). However, in estimating the cash transfer value, prices for all the in-kind food basket commodities are included (Millet flour as a proxy for CSB).

### KEY HIGHLIGHTS

- There was a general decrease in maize grain prices across the settlements during the third quarter compared to the second quarter (April–June). Prices reduced in Kyaka II (57%), Kyangwali (43%), Kiryandongo (37%), Rwamwanja (21%), Adjumani (20%) and Rhino Camp (17%). Also a reduction in price for beans was mainly in Kyangwali (23%), Kiryandongo (17%), Adjumani (10%) and Kyaka II (9%). The price reductions were mainly due to the June– August harvest for beans and maize grain in different parts of the country.
- In Kyangwali all beneficiary categories (full ration, half ration & EVH) could buy an equivalent of the WFP in-kind food basket at market price using the transfer value received from WFP.
- In Kiryandongo and Kyaka II, it was the EVH beneficiaries who could not get an equivalent of the WFP in-kind food basket at market price using the cash transfer value received from WFP.
- In Rwamwanja, beneficiaries on full(100%) and half(50%) ration could not buy an equivalent of the WFP in-kind food basket at market price using the transfer value received from WFP but with just a minor difference of less than 5%.
- In West Nile (Rhino Camp & Adjumani settlements), all beneficiary categories could not buy an equivalent of the WFP in-kind food basket at market price using the transfer value received from WFP during the third quarter due to low food supply in the region.
- ◆ If we consider Rhino Camp and Adjumani/Pakelle settlements with the highest prices as our basis for a revision in the cash transfer value, the ideal value would have been UGX 36,000 (full ration), UGX 20,000 (half ration) and UGX 50,000 (EVH).

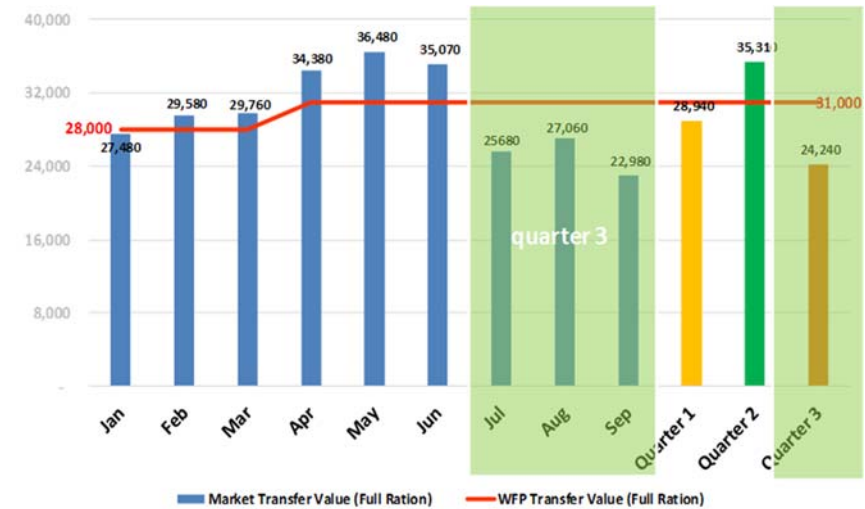
### Refugee Settlements Price Monitoring



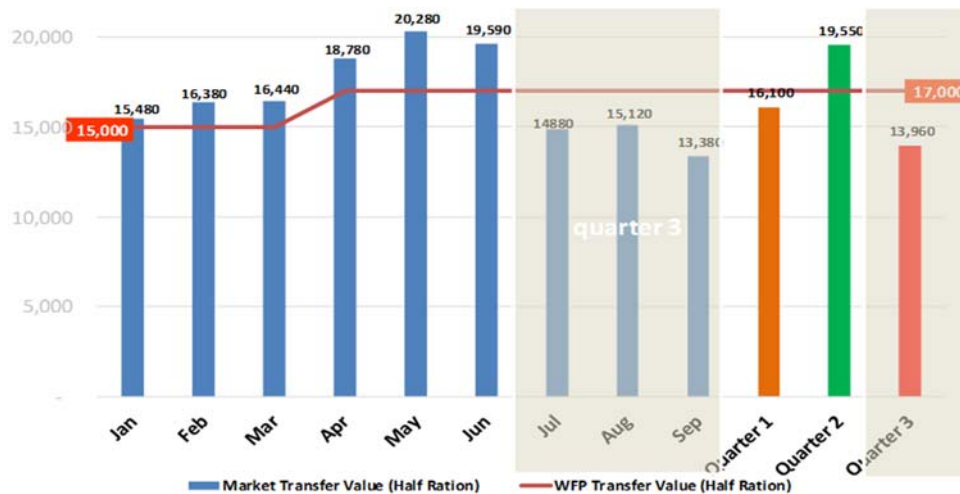
### Kyaka II Settlement July—September 2017

- Retail prices for the six food commodities used in estimating the cash transfer values decreased or remained stable around Kyaka II settlement during the third quarter of 2017 (July-September) compared to quarter two (April-June).
- Average price for maize grain reduced by 57% in quarter three compared to quarter two (from UGX 1,533 to UGX 667) due to the harvest season between June and August. However, maize flour price remained slightly higher by 4%.
- Prices for beans, millet flour and salt reduced by 9%, 2% and 5% respectively while vegetable oil remained the same.
- \* The decrease in food prices especially maize grain improved the purchasing power of cash transfer beneficiaries on full ration and half ration by 22% and 18% respectively. However, EVH cash transfer beneficiaries could not afford to buy a WFP in-kind food basket at market price as maize flour prices remain high. The deterioration in the purchasing power of EVHs is estimated at 11%.
- \* If maize flour prices remain high then, the EVH cash transfer value will need to be revised upwards.

*Full Ration Cash Transfer Value*



*Half Ration Cash Transfer Value*



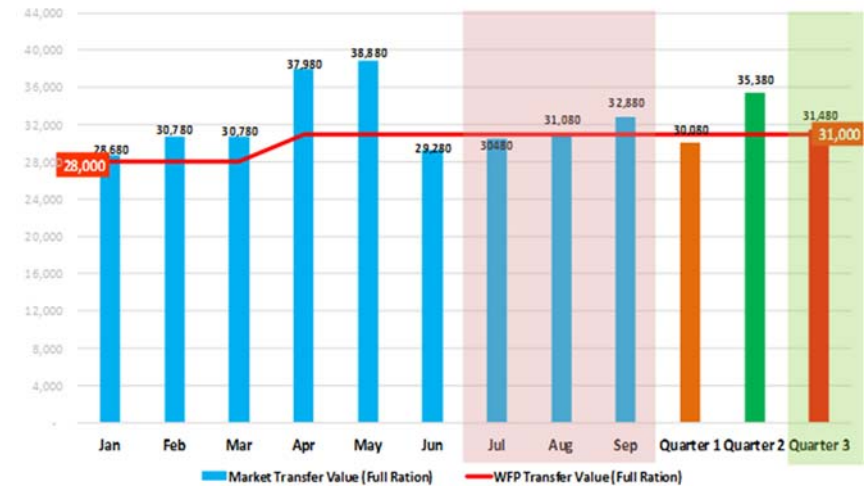
*EVH Ration Cash Transfer Value*



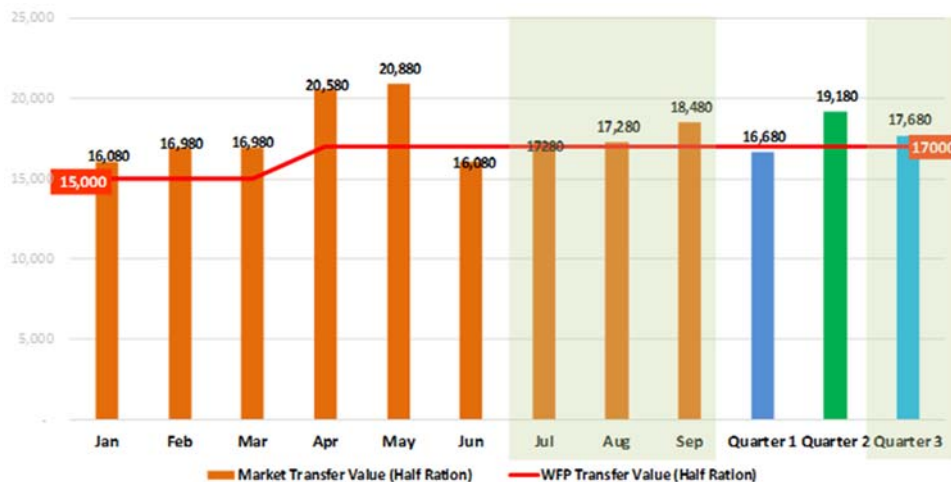
### Rwamwanja Settlement July—September 2017

- Average retail prices for maize grain and vegetable oil reduced by 21% and 12% during the third quarter compared to the second quarter while for maize flour and millet flour increased by 9% and 16% respectively. Prices for beans and salt remained the same.
- There was an improvement in the purchasing power of the cash transfer value received by beneficiaries on full ration and half ration during the third quarter as compared to second quarter due to a reduction in prices for maize grain and vegetable oil. However, improvement in the purchasing power was not adequate enough as beneficiaries could still not afford to buy a WFP in-kind food basket at market price. The WFP cash transfer value was less compared to the market value of a WFP-kind food basket by 2% and 4% among the full and half ration beneficiaries respectively.
- Despite the price increases for maize flour and millet flour, EVH cash beneficiaries could still afford to buy a WFP in-kind food basket at market price during the third quarter of the year.
- \* Although Rwamwanja is an agricultural area, an upward revision of the cash transfer value to the full and half ration beneficiaries should be thought of.

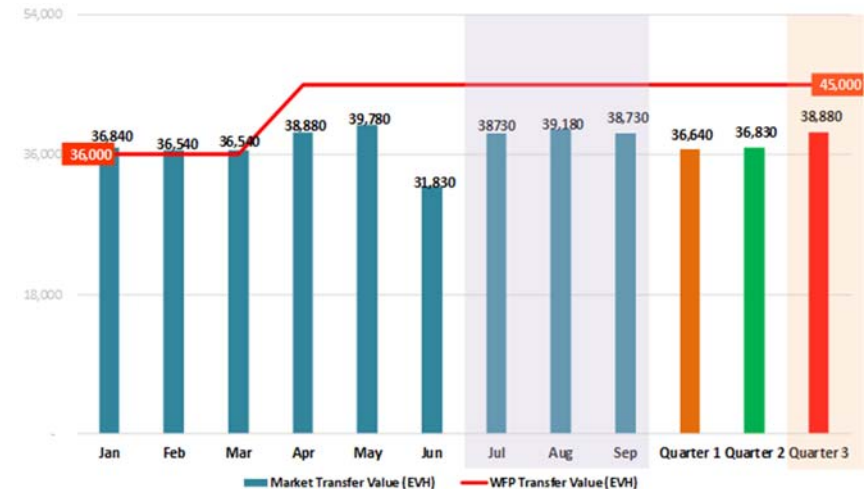
*Full Ration Cash Transfer Value*



*Half Ration Cash Transfer Value*



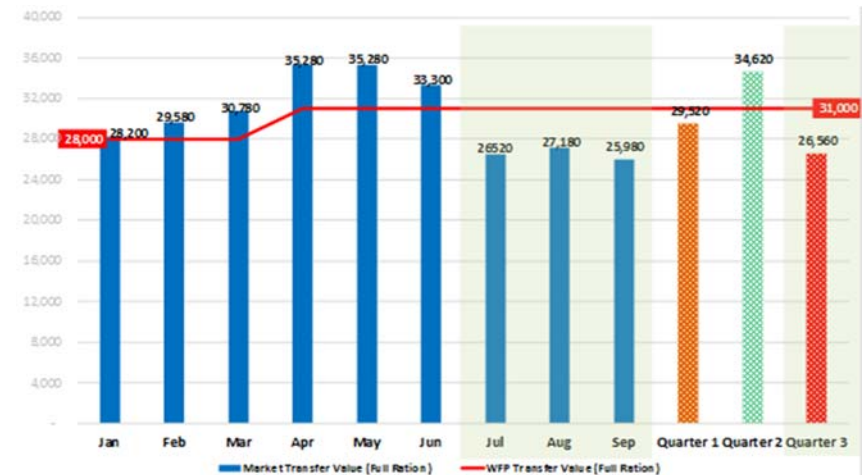
*EVH Ration Cash Transfer Value*



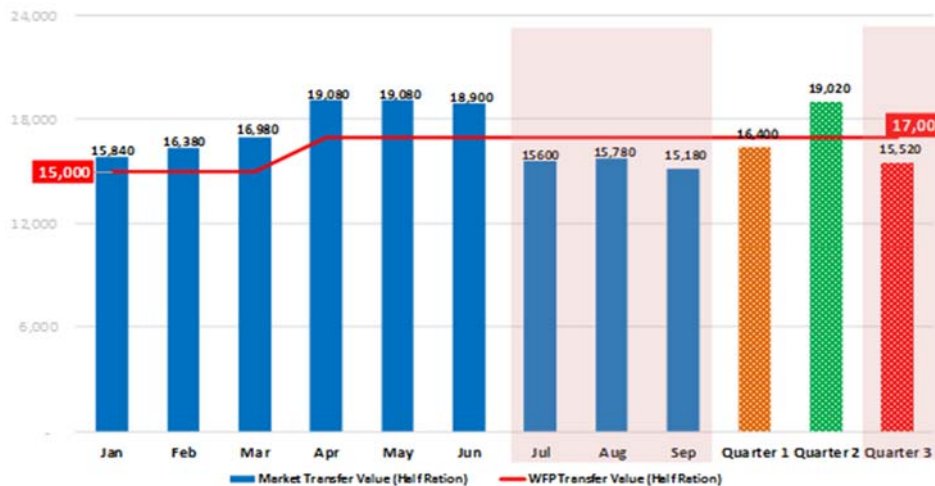
### Kyangwali Settlement July—September 2017

- Kyangwali experienced a reduction in prices for four out of the six food commodities used in estimation of the cash transfer value. Average retail prices for maize grain, maize flour, beans, and vegetable oil decreased during the third quarter as compared to the second quarter by 43%, 22%, 23% and 3% respectively. However, average price for millet flour increased by 20% while for salt did not change (see price table on page 8).
- All cash transfer beneficiaries (full ration-100%, half ration-50% and EVH) could afford to buy a WFP in-kind food basket at market price during the third quarter (July, August and September 2017).
- \* Kyangwali settlement is an agricultural producing area and the third quarter is the harvesting period for crops planted in March — April mainly maize grain and beans. Therefore, this could mainly explain the low prices as a result of increased supply during this period.

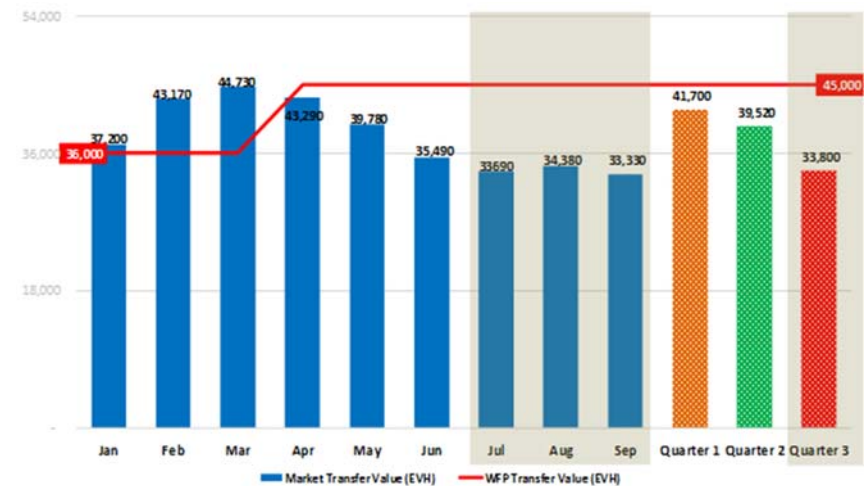
*Full Ration Cash Transfer Value*



*Half Ration Cash Transfer Value*



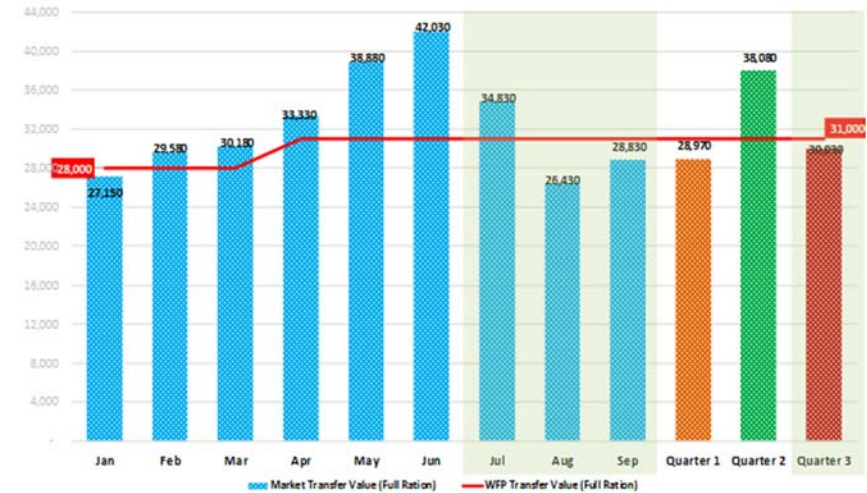
*EVH Ration Cash Transfer Value*



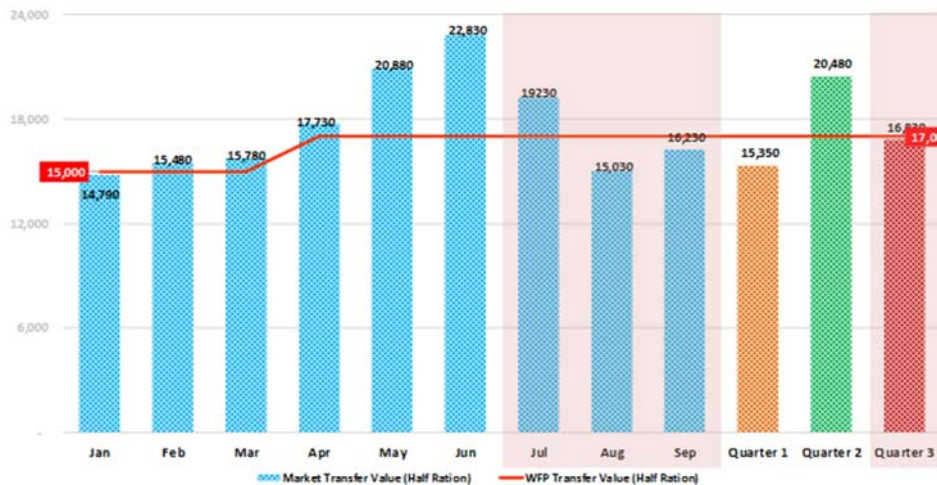
### Kiryandongo Settlement July—September 2017

- There was a decrease in the average retail prices for maize grain, maize flour and beans during the third quarter compared to the second quarter of the year by 37%, 2% and 17% respectively due to the June August harvest period. However, average retail price for millet flour increased by 17% while for vegetable oil and salt remained the same (see price table on page 8).
- Due to the decrease in the price especially for maize grain, cash transfer beneficiaries on full ration-100% and half ration-50% in Kiryandongo settlement could afford to buy a WFP in-kind food basket at market price.
- However, the decrease in price for maize flour was negligible and as a result EVH cash transfer beneficiaries could not afford to buy a WFP in-kind food basket at market price during the third quarter. The WFP EVH cash transfer value was 6% less than the average market transfer value for a WFP in-kind food basket .
- \* EVH cash transfer beneficiaries struggle to access a similar WFP in-kind food basket at market price despite a revised cash transfer value in April 2017. Therefore, another upward revision of the transfer value is inevitable.

*Full Ration Cash Transfer Value*



*Half Ration Cash Transfer Value*



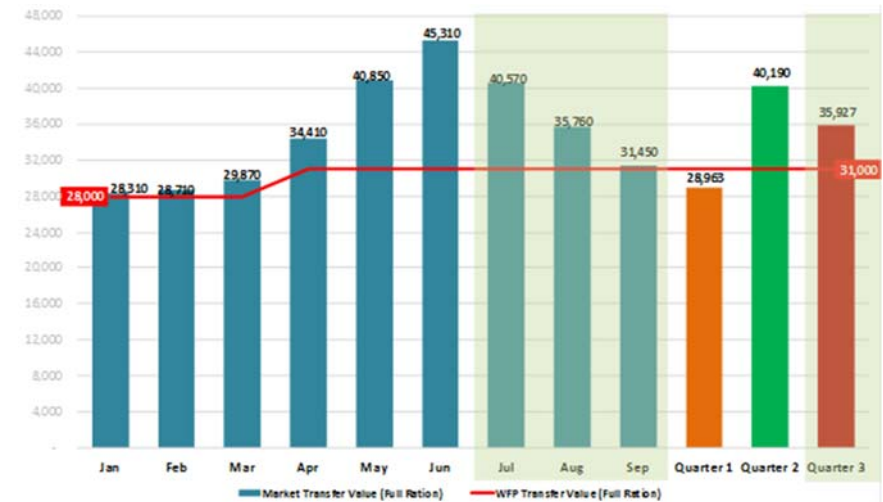
*EVH Ration Cash Transfer Value*



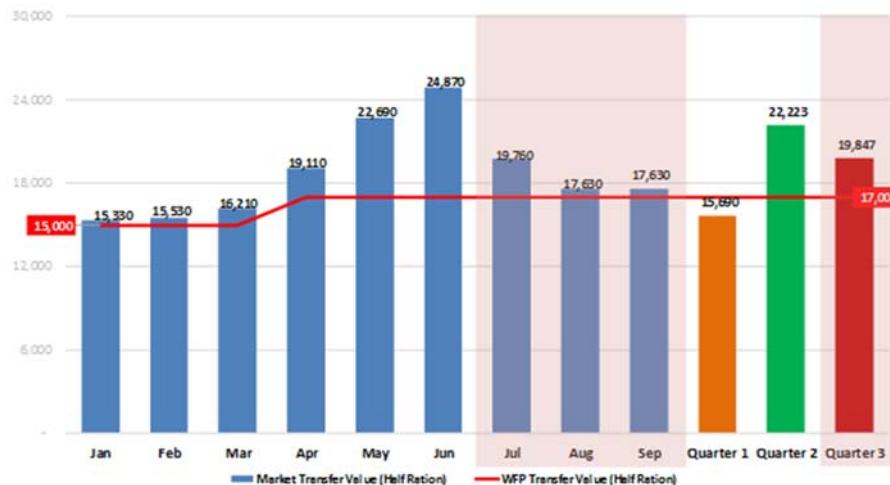
### Rhino Camp Settlement July—September 2017

- Average retail prices for maize grain, millet flour and vegetable oil were relatively lower during the third quarter compared to the second quarter by 17%, 9% and 1 % respectively. On a different note, average retail prices for maize flour and beans increased by 2% while for salt did not change.
- Despite a 17% decrease in maize grain price, the WFP cash transfer value received by cash beneficiaries (full ration-100% & half ration-50%) could not buy a WFP in-kind food basket at market price. The WFP cash transfer value for the full ration & half ration was less than the market value for a WFP in-kind food basket during the third quarter by 17% and 16% respectively. The prices in Rhino Camp are usually the highest due low supply and insufficient market development. Similarly, the EVH WFP cash transfer value has been lower than the market value for a WFP in-kind food basket since May 2017 despite an upward revision of the cash transfer value in April 2017.
- \* Therefore, for Rhino camp settlement, it would be ideal to revise the cash transfer value upwards for all beneficiary categories to ensure that they meet their food needs.

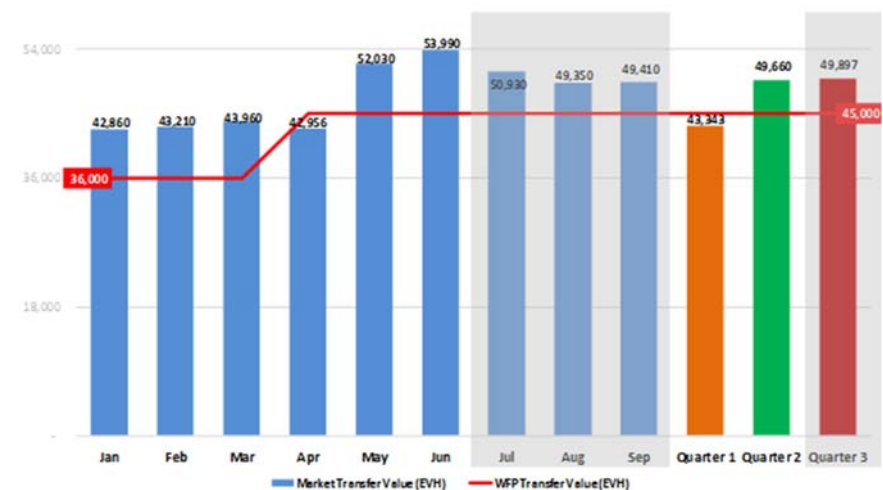
*Full Ration Cash Transfer Value*



*Half Ration Cash Transfer Value*



*EVH Ration Cash Transfer Value*



### Adjumani-Pakelle Settlement July—September 2017

- Average retail prices for maize grain, beans and salt were lower during the third quarter compared to the second quarter by 20%, 10% and 4% respectively while for maize flour and vegetable oil increased by 5% and millet flour by 4%.
  - Although there was a significant reduction in prices for maize grain and beans, cash transfer beneficiaries on full ration (100%) and half ration (50%) could not afford to buy an equivalent of the WFP in-kind food basket at market price using the cash transfer value received. The average market value was higher than the WFP transfer value during the third quarter by 12% (full ration) and 15% (half ration).
  - Similarly, the WFP EVH cash transfer value has been lower than the market transfer value despite an upward revision in April 2017 due to persistently higher prices of maize flour, millet flour and vegetable oil.
- \* The persistently high food prices in Adjumani/Pakelle settlement justify another upward revision of the transfer value.

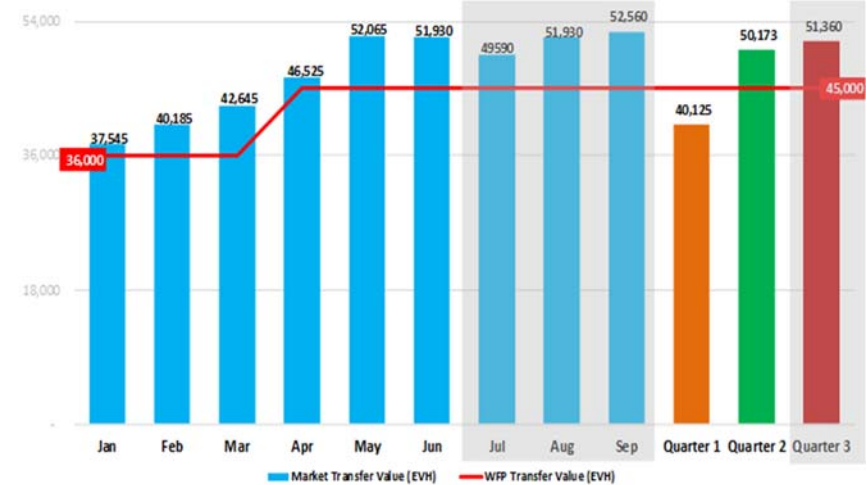
*Full Ration Cash Transfer Value*



*Half Ration Cash Transfer Value*



*EVH Ration Cash Transfer Value*



# Refugee Price Monitoring Jul 2016—Sep 2017

## Adjumani/Pakelle, Arua/Rhino Camp , Kiryandongo, Kyangwali, Kyaka II and Rwamwanja Settlements

### Price Data June 2016– September 2017

Maize Grain																
Settlement	Jun-16	Jul-16	Aug-16	Sep-16	Oct-16	Nov-16	Dec-16	Jan-17	Feb-17	Mar-17	Apr-17	May-17	Jun-17	Jul-17	Aug-17	Sep-17
Adjumani/Pakelle Settlement	800	900	800	750	750	850	1,150	1,200	1,200	1,250	1,667	1,833	2,000	1,400	1,400	1,400
Arua/Rhino Camp Settlement	1,375	1,250	917	1,000	1,000	1,100	1,150	1,167	1,167	1,200	1,500	2,000	2,300	2,000	1,600	1,233
Kiryandongo Settlement	1,000	1,000	800	600	800	1,000	1,100	1,000	1,150	1,200	1,400	1,800	2,000	1,500	800	1,000
Kyaka II settlement	700	700	850	900	900	900	900	1,000	1,100	1,100	1,500	1,600	1,500	800	700	500
Rwamwanja Settlement	650	600	600	600	700	800	900	1,000	1,200	1,200	1,800	1,800	1,200	1,200	1,200	1,400
Kyangwali Settlement	700	880	600	875	900	900	950	1,000	1,100	1,200	1,500	1,500	1,200	800	800	800
Maize Flour																
Settlement	Jun-16	Jul-16	Aug-16	Sep-16	Oct-16	Nov-16	Dec-16	Jan-17	Feb-17	Mar-17	Apr-17	May-17	Jun-17	Jul-17	Aug-17	Sep-17
Adjumani/Pakelle Settlement	2,500	2,500	2,500	2,000	2,150	2,600	2,700	2,000	2,200	2,350	2,550	2,917	3,000	2,800	3,000	3,000
Arua/Rhino Camp Settlement	2,300	2,300	2,300	2,300	2,650	2,600	2,600	2,500	2,500	2,500	2,333	3,067	3,167	3,000	2,867	2,867
Kiryandongo Settlement	2,000	2,000	2,000	2,000	2,000	2,000	2,000	2,400	2,400	2,400	2,600	2,800	2,900	2,800	2,500	2,800
Kyaka II settlement	1,500	2,000	1,500	1,500	1,600	1,800	2,000	2,400	2,000	2,000	2,500	3,000	3,000	3,000	2,800	3,000
Rwamwanja Settlement	1,800	1,800	1,800	1,800	1,800	2,000	2,000	1,800	1,800	1,800	2,000	2,000	1,500	2,000	2,000	2,000
Kyangwali Settlement	1,400	1,600	1,600	1,800	1,800	2,000	2,000	1,867	2,367	2,500	2,300	2,000	1,500	1,500	1,500	1,500
Beans																
Settlement	Jun-16	Jul-16	Aug-16	Sep-16	Oct-16	Nov-16	Dec-16	Jan-17	Feb-17	Mar-17	Apr-17	May-17	Jun-17	Jul-17	Aug-17	Sep-17
Adjumani/Pakelle Settlement	2,500	2,600	2,750	2,750	2,750	2,750	2,750	2,500	2,550	2,650	3,000	3,167	2,500	2,500	2,500	2,800
Arua/Rhino Camp Settlement	2,500	2,500	2,500	2,500	2,750	2,800	2,333	2,500	2,533	2,500	2,333	2,333	2,567	2,467	2,500	2,600
Kiryandongo Settlement	2,000	2,500	2,500	2,500	2,500	2,500	2,500	2,800	3,000	3,000	3,000	3,000	3,000	2,500	2,500	2,500
Kyaka II settlement	2,500	2,000	2,300	2,500	2,500	2,300	2,500	2,500	3,000	3,000	3,000	2,500	2,400	2,500	2,200	2,500
Rwamwanja Settlement	3,000	2,800	3,000	3,000	2,800	2,400	2,500	3,000	3,000	3,000	3,000	3,000	2,000	2,500	3,000	2,500
Kyangwali Settlement	1,800	1,620	1,700	1,700	2,000	2,000	2,200	2,800	3,000	3,000	3,000	3,000	3,200	2,600	2,500	2,000
Millet Flour																
Settlement	Jun-16	Jul-16	Aug-16	Sep-16	Oct-16	Nov-16	Dec-16	Jan-17	Feb-17	Mar-17	Apr-17	May-17	Jun-17	Jul-17	Aug-17	Sep-17
Adjumani/Pakelle Settlement	3,000	3,200	3,000	3,000	3,000	3,000	3,000	2,500	2,500	2,800	3,500	4,000	4,000	4,000	4,000	4,000
Arua/Rhino Camp Settlement														3,500	3,500	3,500
Kiryandongo Settlement	2,000	2,000	2,000	2,000	2,000	2,000	2,000	2,500	2,000	2,000	2,500	3,000	3,500	3,500	3,500	3,500
Kyaka II settlement	3,000	2,500	2,000	2,000	2,000	2,200	2,200	3,200	3,000	3,000	3,000	3,800	3,800	3,600	3,200	3,600
Rwamwanja Settlement	2,500	2,500	2,500	2,500	2,500	2,500	2,500									
Kyangwali Settlement	1,800	1,800	2,000	2,000	2,000	2,000	2,000				3,000	3,000	4,000	4,000	4,000	4,000
Vegetable Oil																
Settlement	Jun-16	Jul-16	Aug-16	Sep-16	Oct-16	Nov-16	Dec-16	Jan-17	Feb-17	Mar-17	Apr-17	May-17	Jun-17	Jul-17	Aug-17	Sep-17
Adjumani/Pakelle Settlement	5,000	5,000	4,900	5,000	5,000	5,000	5,500	5,500	5,700	5,750	5,500	5,667	6,000	6,000	6,000	6,000
Arua/Rhino Camp Settlement	5,200	5,200	5,200	5,200	5,250	5,200	5,200	5,300	5,300	5,700	5,500	5,600	5,933	5,767	5,667	5,500
Kiryandongo Settlement	5,000	5,000	5,000	5,000	5,000	5,000	5,000	5,000	6,000	6,000	6,000	6,000	6,000	6,000	6,000	6,000
Kyaka II settlement	3,600	3,200	3,500	3,500	4,000	4,000	4,000	5,000	5,000	5,200	5,000	6,000	6,000	5,000	6,000	6,000
Rwamwanja Settlement	5,000	5,000	5,000	5,000	5,000	5,000	5,000	5,000	5,000	5,000	5,000	6,000	6,000	5,000	5,000	5,000
Kyangwali Settlement	5,000	5,000	5,000	5,000	5,000	5,000	5,000	5,000	5,000	5,000	6,000	6,000	5,600	5,000	6,000	6,000
Salt																
Settlement	Jun-16	Jul-16	Aug-16	Sep-16	Oct-16	Nov-16	Dec-16	Jan-17	Feb-17	Mar-17	Apr-17	May-17	Jun-17	Jul-17	Aug-17	Sep-17
Adjumani/Pakelle Settlement	1,300	1,300	1,200	1,200	1,200	1,200	1,200	1,300	1,400	1,400	1,267	1,267	1,200	1,200	1,200	1,200
Arua/Rhino Camp Settlement	1,400	1,200	1,300	1,300	1,400	1,400	1,400	1,267	1,267	1,400	1,400	1,400	1,400	1,400	1,400	1,400
Kiryandongo Settlement	1,200	1,200	1,200	1,200	1,200	1,200	1,200	1,200	1,200	1,200	1,200	1,200	1,200	1,200	1,200	1,200
Kyaka II settlement	1,200	1,200	1,200	1,200	1,200	1,200	1,200	1,200	1,200	1,200	1,200	1,200	1,400	1,200	1,200	1,200
Rwamwanja Settlement	1,200	1,200	1,200	1,200	1,200	1,200	1,200	1,200	1,200	1,200	1,200	1,200	1,200	1,200	1,200	1,200
Kyangwali Settlement	1,200	1,200	1,300	1,400	1,400	1,400	1,400	1,200	1,200	1,200	1,200	1,200	1,200	1,200	1,200	1,200

### Ration

Commodities	Full Ration	Half Ration	EVH Ration
Cereal (Maize grain)	12	6	
Cereal (Maize flour)			11.7
Beans (Nambale)	2.4	1.2	2.1
Veg. Oil	0.9	0.3	0.9
Millet flour (Proxy CSB)	1.5	1.5	1.5
Salt	0.15	0.15	0.15

For further information please contact the AME unit WFP Uganda

Siddharth KRISHNASWAMY  
Analysis Monitoring & Evaluation, Head.  
[siddharth.krishnaswamy@wfp.org](mailto:siddharth.krishnaswamy@wfp.org)

Hamidu TUSIIME  
Food Security & Market Analyst  
[hamidu.tusiime@wfp.org](mailto:hamidu.tusiime@wfp.org)

Edgar WABYONA  
Programme Officer, AME  
[edga.wabyona@wfp.org](mailto:edga.wabyona@wfp.org)