

Total Active Registered Persons Of Concern **752,835**

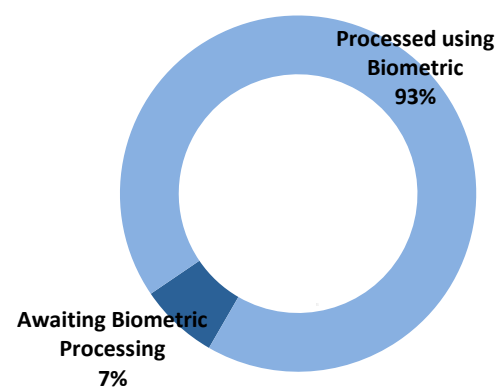
Urban **627,086**
83.3%

Camps **125,749**
16.7%

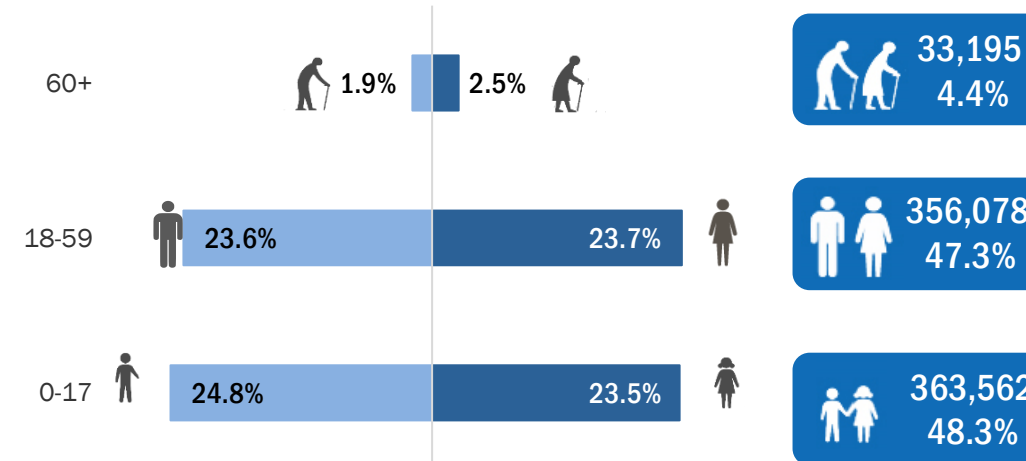
Standard Age and Gender

Age	0-4	5-11	12-17	18-35	36-59	60+	Total	%
Female	51,781	76,462	48,408	109,911	68,552	18,959	374,073	49.7%
Male	54,991	81,033	50,887	113,732	63,883	14,236	378,762	50.3%
Total	106,772	157,495	99,295	223,643	132,435	33,195	752,835	100%
	14.2%	20.9%	13.2%	29.7%	17.6%	4.4%		

Biometric Statistics (IRIS)



Age-Gender Breakdown



Origion Country*

SYR	667,186	88.6%
IRQ	66,963	8.9%
YEM	11,779	1.6%
SUD	4,402	0.6%
SOM	810	0.1%
Other**	1,695	0.2%

Specific Needs

Serious medical condition	62,980	8.4%
Child at risk	43,216	5.7%
Specific legal and physical protection needs	36,414	4.8%
Disability	25,413	3.4%
Single parent	21,237	2.8%
Woman at risk	18,088	2.4%
Older person at risk	7,103	0.9%
Unaccompanied or separated child	3,450	0.5%
Individuals with Specific Needs	160,375	21.3%
Total	217,901	28.9%

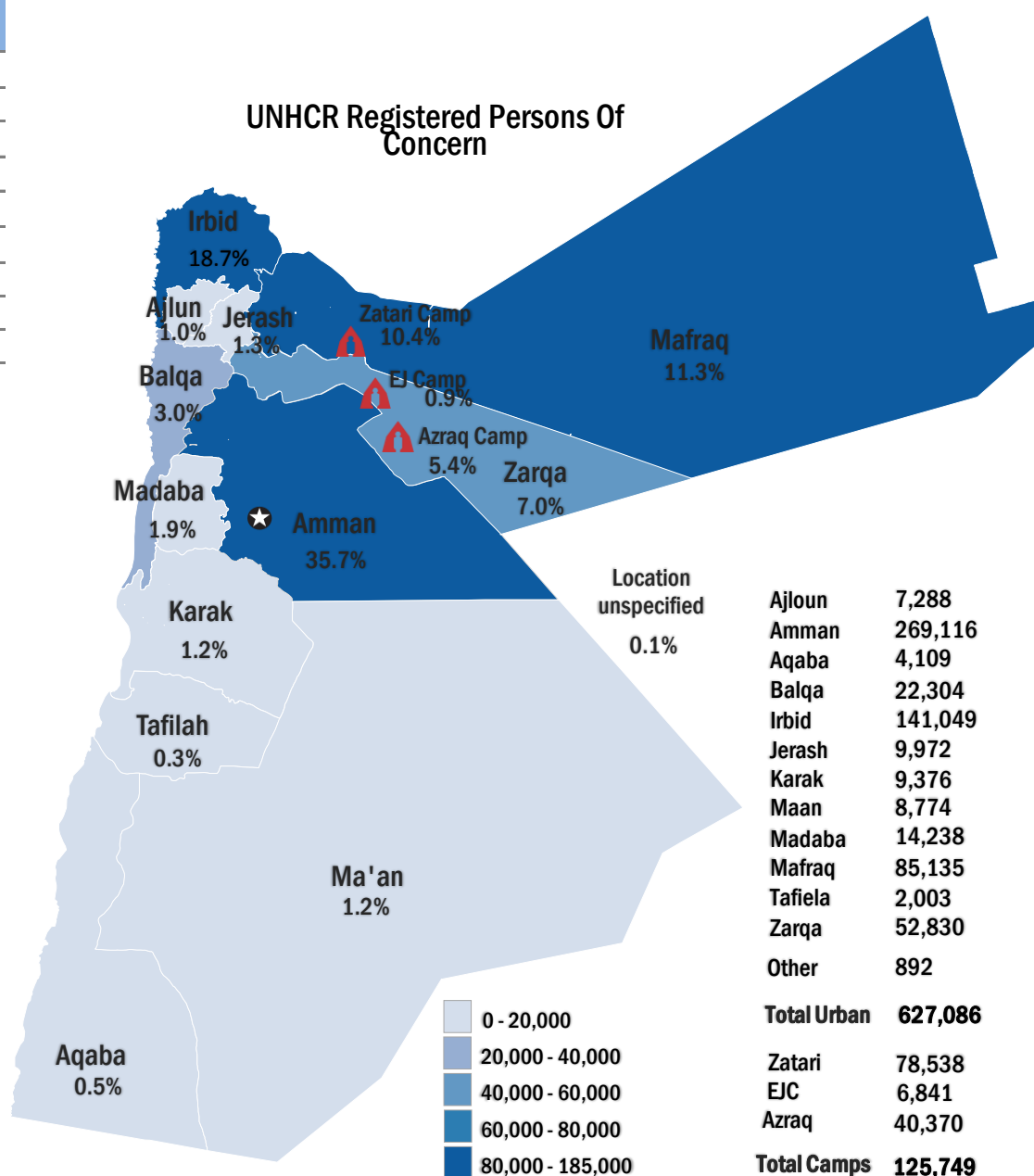
Arrivals

Pre-2011	26,661	3.5%
2011	25,245	3.4%
2012	166,393	22.1%
2013	279,950	37.2%
2014	82,378	10.9%
2015	26,585	3.5%
2016	36,010	4.8%
2017	10,660	1.4%
2018	2,932	0.4%

* The new arrivals excludes newborn babies who will be represented under the registration trend.

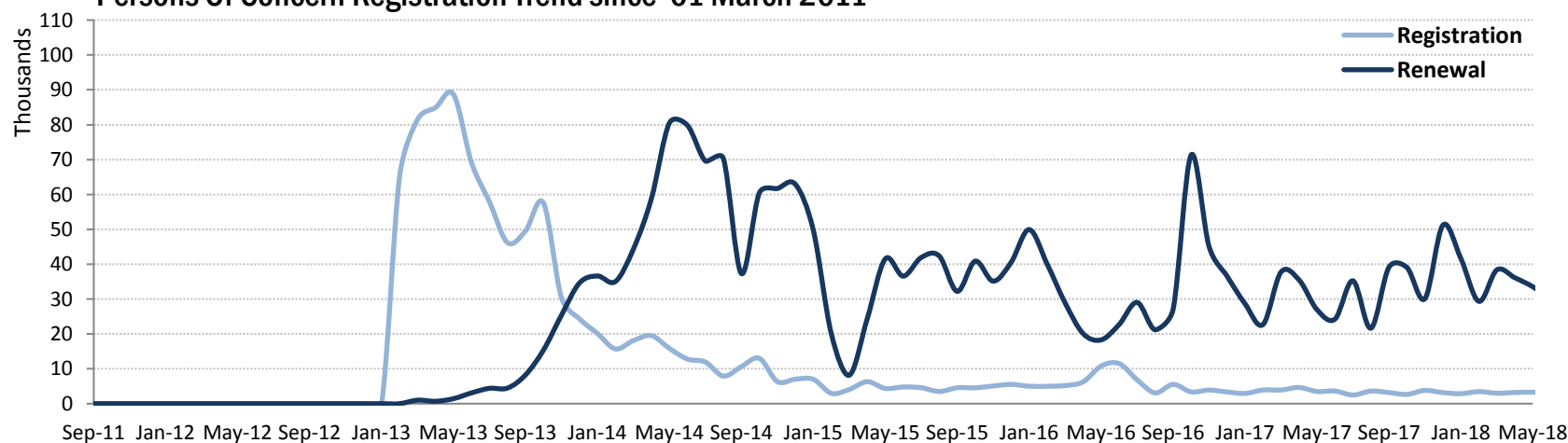
Registration Trend

2011	8,914	0.8%
2012	10,988	0.9%
2013	790,099	68.1%
2014	158,884	13.7%
2015	57,233	4.9%
2016	69,789	6.0%
2017	41,405	3.6%
2018	22,593	1.9%



* Coloured map only reflects refugees living outside camps.

Persons Of Concern Registration Trend since 01 March 2011



* Total nationalities represented in this report equal to 57 nationality.

** Other nationalities include among others (ARE,LBY,LEB,ETH, RUS....)

DAG Jordan

Interagency Portal: <http://data.unhcr.org/Syrianrefugees>

UNHCR on the web: <http://www.unhcr.jo> ; <http://www.unhcr.org>

UNHCR on Social network: <http://www.facebook.com/UNHCRJordan> ; <http://twitter.com/ZaatariCamp>

DAG Jordan