

Total Active Registered Persons Of Concern **20,383**



20,383
100.0%



0
0.0%

Standard Age and Gender

Age	0-4	5-11	12-17	18-35	36-59	60+	Total	%
Female	811	951	596	2,364	1,185	194	6,101	29.9%
Male	834	939	676	7,919	3,419	495	14,282	70.1%
Total	1,645	1,890	1,272	10,283	4,604	689	20,383	100%
	8.1%	9.3%	6.2%	50.4%	22.6%	3.4%		

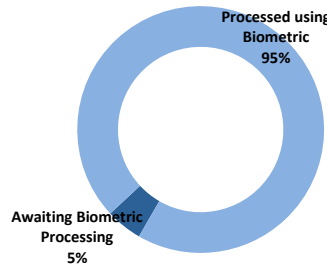
Origion Country

YEM	12,729	62.4%
SUD	5,115	25.1%
SOM	807	4.0%
Other*	1,732	8.5%

Registration Trend

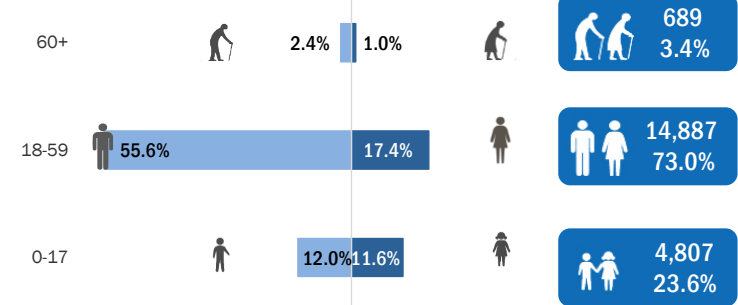
2011	857	3.0%
2012	1,564	5.5%
2013	4,682	16.3%
2014	2,828	9.9%
2015	4,348	15.2%
2016	3,536	12.3%
2017	5,590	19.5%
2018	5,249	18.3%

Biometric Statistics (IRIS)



UNHCR Jordan

Age-Gender Breakdown



Specific Needs

Serious medical condition	1,881	9.2%
Disability	865	4.2%
Specific legal and physical protection needs	734	3.6%
Woman at risk	556	2.7%
Child at risk	339	1.7%
Single parent	251	1.2%
Older person at risk	99	0.5%
Unaccompanied or separated child	82	0.4%
Individuals with Specific Needs	3,686	18.1%
Total	4,807	23.6%


* An individual can have more than one specific need

Arrivals**

Pre-2011	1,734	8.5%
2011	646	3.2%
2012	1,286	6.3%
2013	2,711	13.3%
2014	2,257	11.1%
2015	3,762	18.5%
2016	1,701	8.3%
2017	2,266	11.1%
2018	2,887	14.2%

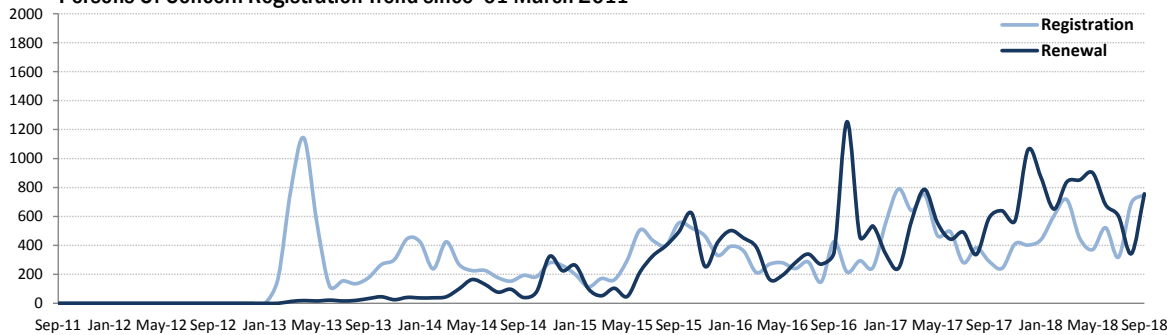
*The new arrivals excludes newborn babies who will be represented under the registration trend.

UNHCR Registered Persons Of Concern



* Coloured map only reflects refugees living outside camps.

Persons Of Concern Registration Trend since 01 March 2011



* Other nationalities include among others (ARE,LBY,LEB,ETH,RUS...)

**The new arrivals excludes newborn babies who will be represented under the registration trend.

DAG Jordan

Interagency Portal: <http://data.unhcr.org/Syrianrefugees>

UNHCR on the web: <http://www.unhcr.org> ; <http://www.unhcr.org>

UNHCR on Social network: <http://www.facebook.com/UNHCRJordan> ; <http://twitter.com/ZaatariCamp>

DAG Jordan