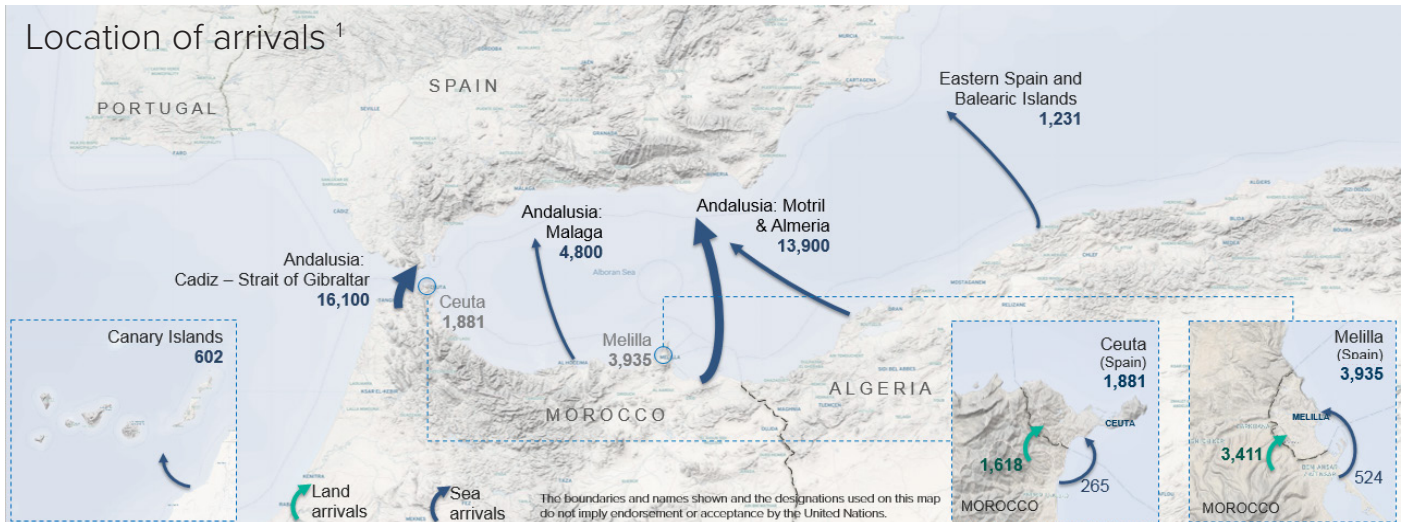


# SPAIN SEA AND LAND ARRIVALS

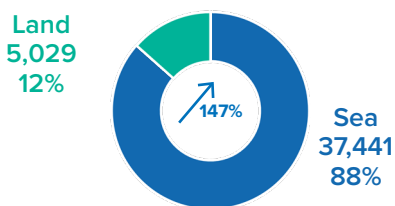
As of 30 September 2018



**42,470** Jan-Sep 2018

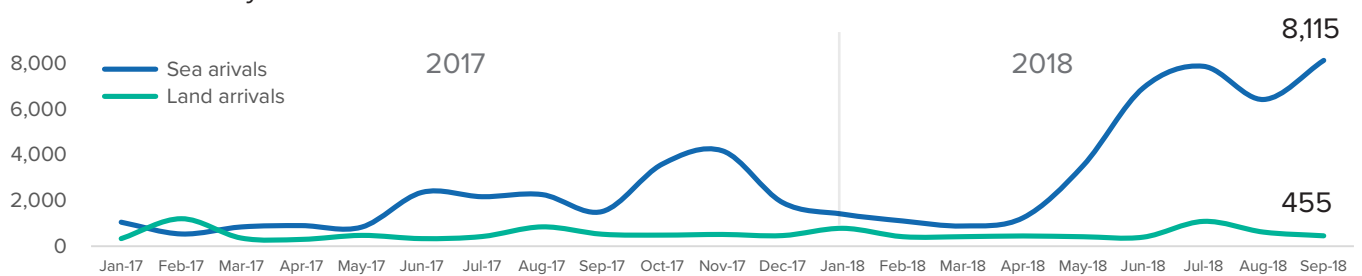
**17,225** Jan-Sep 2017

**Dead and Missing**

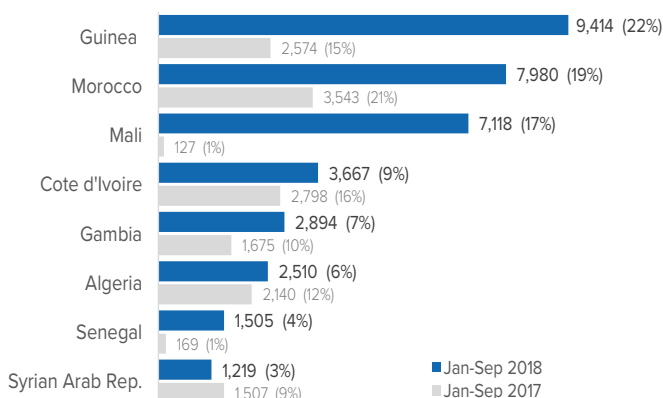


**490** Jan-Sep 2018  
**130** Jan-Sep 2017  
Change: **275%**

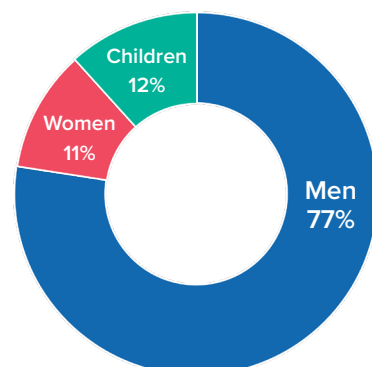
## Arrivals trend by month



## Most common nationalities of arrivals



## Demography of Arrivals



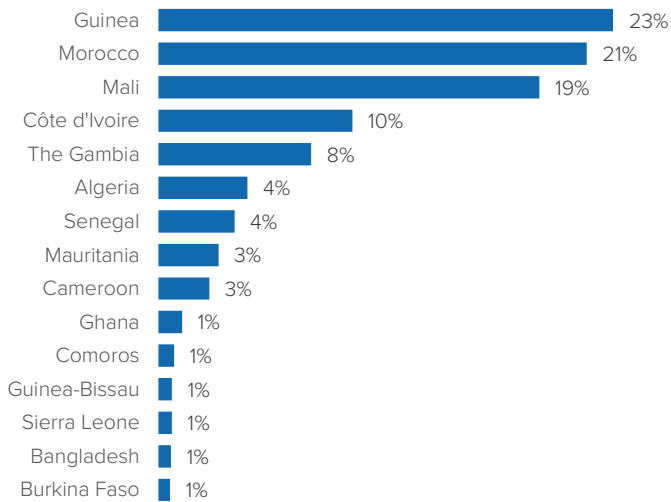
<sup>1</sup> Proportion of arrivals via the Strait of Gibraltar, Malaga, Motril and Almeria in Andalusia is based on UNHCR estimates.

<sup>2</sup> Sea arrivals to mainland, Canary and Balearic Islands.

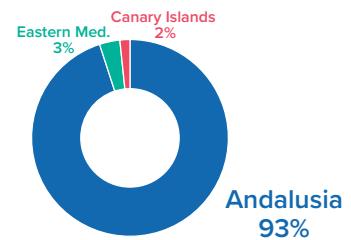
<sup>3</sup> Included Land and Sea arrivals.

**ARRIVALS to Andalusia, Eastern Med. & Canary Islands <sup>2</sup>: 36,654** Jan-Sep 2018 ↑ Dif. 2017 **205%**

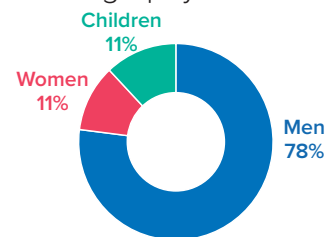
## Most common nationalities



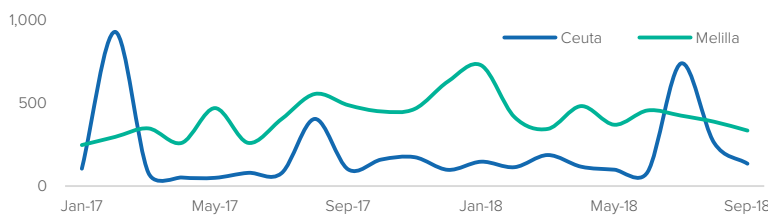
## Arrivals by region



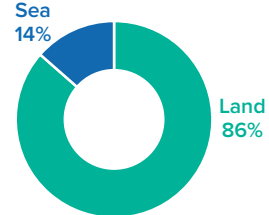
## Demography of arrivals


**ARRIVALS to Ceuta & Melilla <sup>3</sup>: 5,816** Jan-Sep 2018 ↑ Dif. 2017 **+12%**

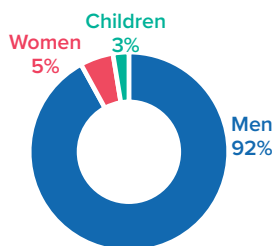
## Arrivals trend by month



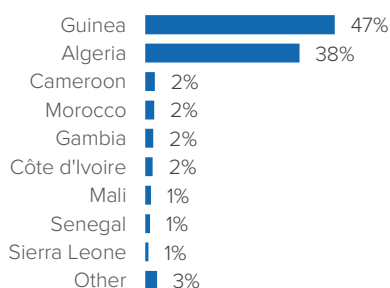
## Type of arrival


**Ceuta: 1,881**

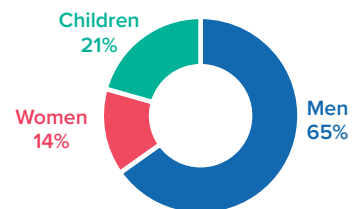
## Demography



## Most common nationalities


**Melilla: 3,935**

## Demography



## Most common nationalities

