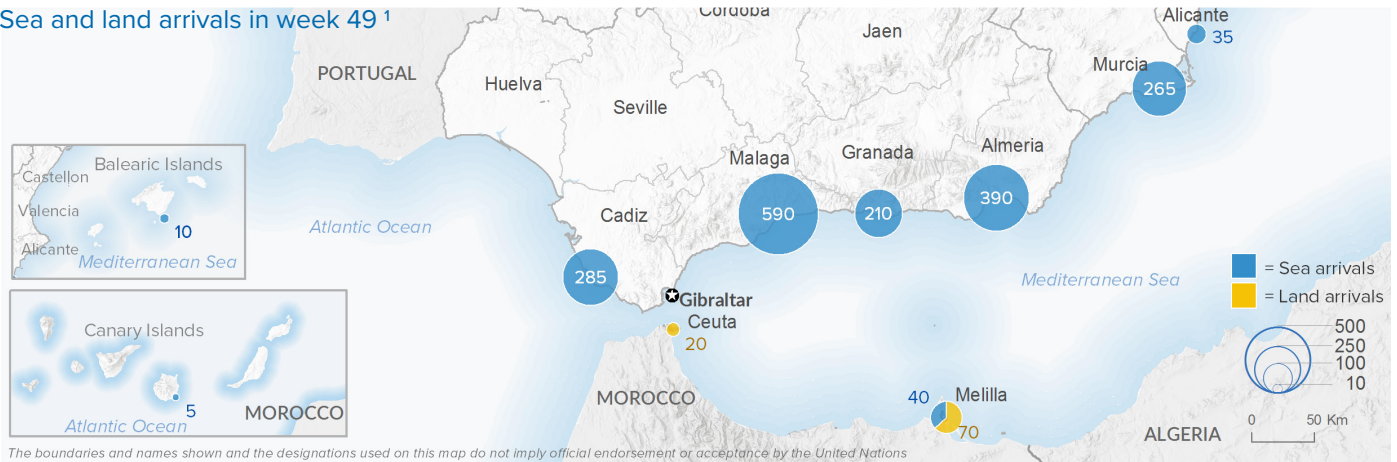


# SPAIN Weekly snapshot - Week 49 (3 - 9 Dec 2018)

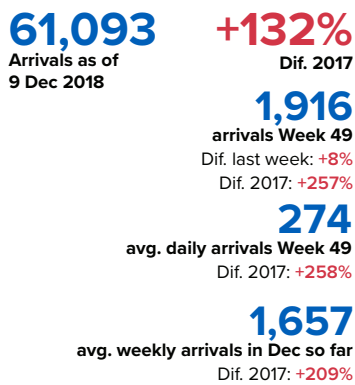
The charts below are based on figures from the Ministry of Interior and UNHCR estimates. All figures are provisional and subject to change

## Sea and land arrivals in week 49 <sup>1</sup>

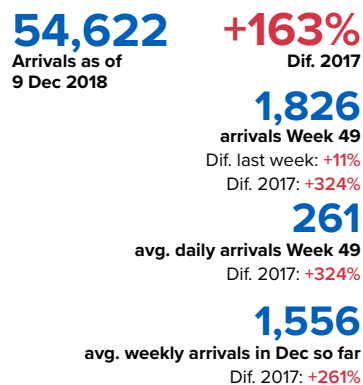


The boundaries and names shown and the designations used on this map do not imply official endorsement or acceptance by the United Nations

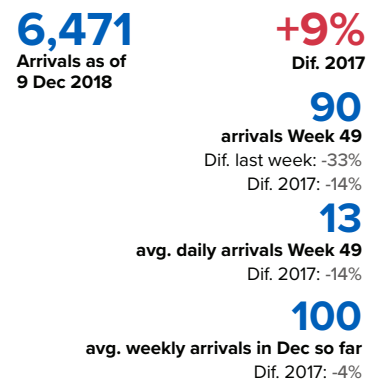
### Total Sea and Land <sup>1</sup>



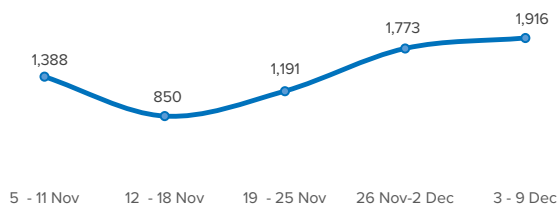
### Sea <sup>1</sup>



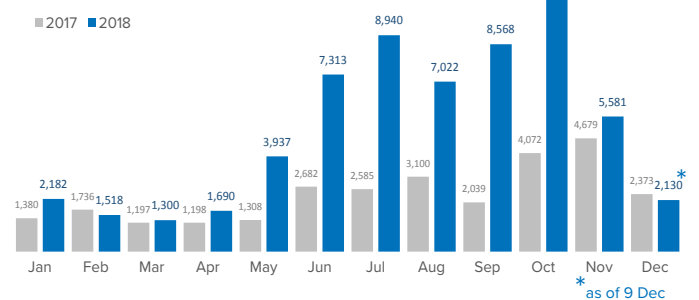
### Land (Ceuta & Melilla) <sup>1</sup>



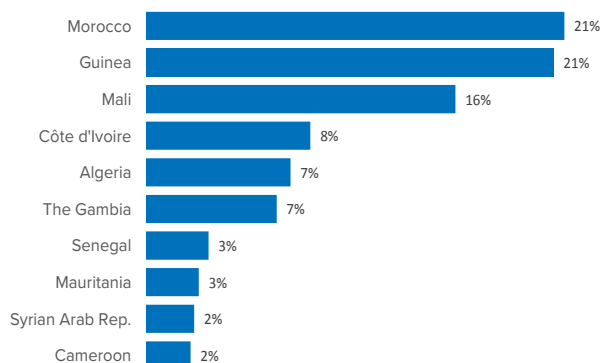
## Sea and land arrivals during the last five weeks <sup>2</sup>



## Arrivals per month <sup>2</sup>



## Most common nationalities, Jan-Oct 2018 <sup>2</sup>



## Demographic breakdown, Jan-Oct 2018 <sup>2</sup>

