

Total Active Registered Persons Of Concern **761,100**



634,997
83.4%



126,103
16.6%

Standard Age and Gender

Age	0-4	5-11	12-17	18-35	36-59	60+	Total	%
Female	52,471	77,952	48,698	109,458	68,846	19,062	376,487	49.5%
Male	55,838	82,327	51,318	115,698	65,046	14,386	384,613	50.5%
Total	108,309	160,279	100,016	225,156	133,892	33,448	761,100	100%
	14.2%	21.1%	13.1%	29.6%	17.6%	4.4%		

Origion Country*

SYR	671,074	88.2%
IRQ	67,425	8.9%
YEM	14,104	1.9%
SUD	5,885	0.8%
SOM	799	0.1%
Other**	1,813	0.2%

Registration Trend

2011	10,988	0.9%
2012	134,990	11.5%
2013	675,232	57.8%
2014	145,743	12.5%
2015	55,248	4.7%
2016	67,721	5.8%
2017	41,339	3.5%
2018	37,485	3.2%

Specific Needs

Serious medical condition	66,051	8.7%
Child at risk	41,474	5.4%
Specific legal and physical protection needs	36,338	4.8%
Disability	26,694	3.5%
Single parent	20,625	2.7%
Woman at risk	17,340	2.3%
Older person at risk	7,185	0.9%
Unaccompanied or separated child	3,302	0.4%
Individuals with Specific Needs	160,644	21.1%
Total	219,009	28.8%

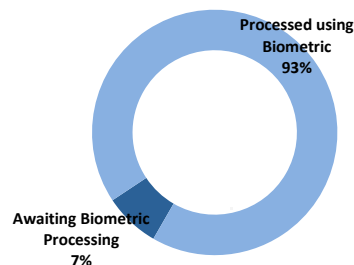
* An individual can have more than one specific need

Arrivals

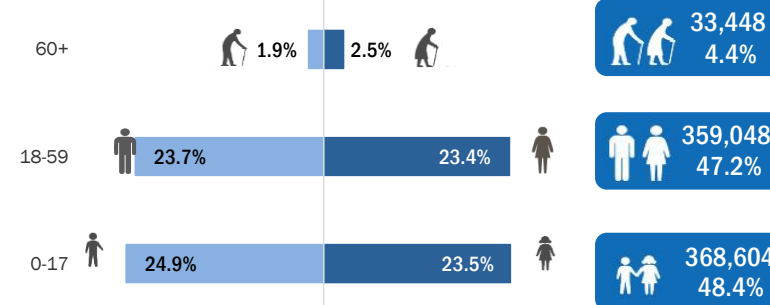
Pre-2011	26,783	3.5%
2011	25,149	3.3%
2012	164,045	21.6%
2013	276,410	36.3%
2014	81,991	10.8%
2015	26,332	3.5%
2016	35,723	4.7%
2017	10,908	1.4%
2018	8,781	1.2%

* The new arrivals excludes newborn babies who will be represented under the registration trend.

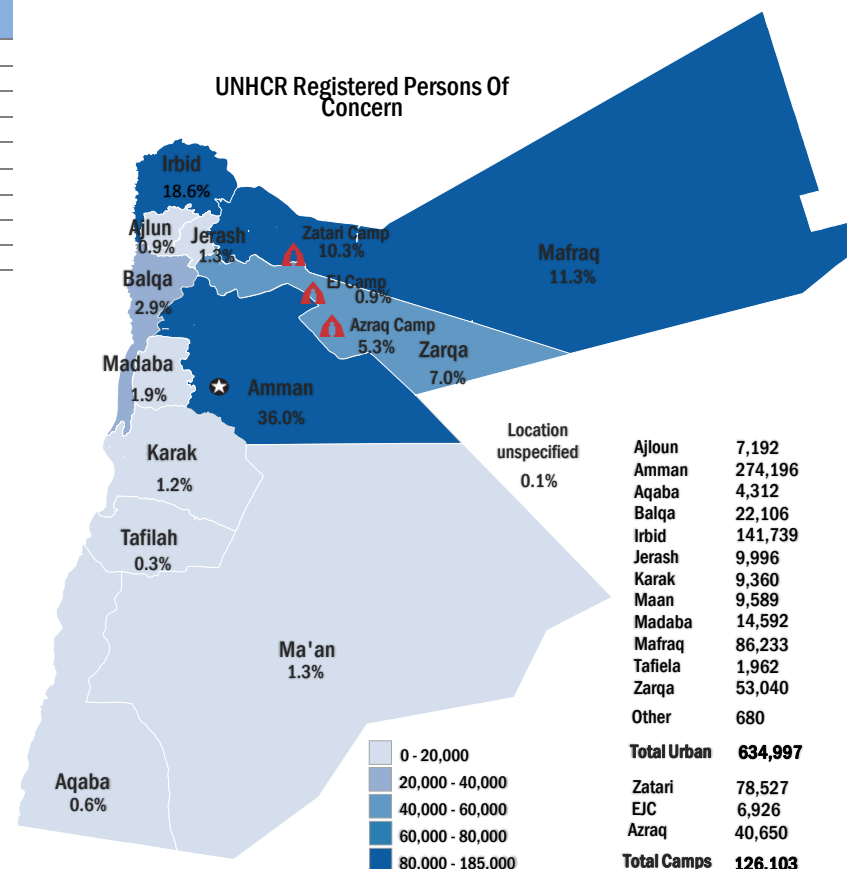
Biometric Statistics (IRIS)



Age-Gender Breakdown

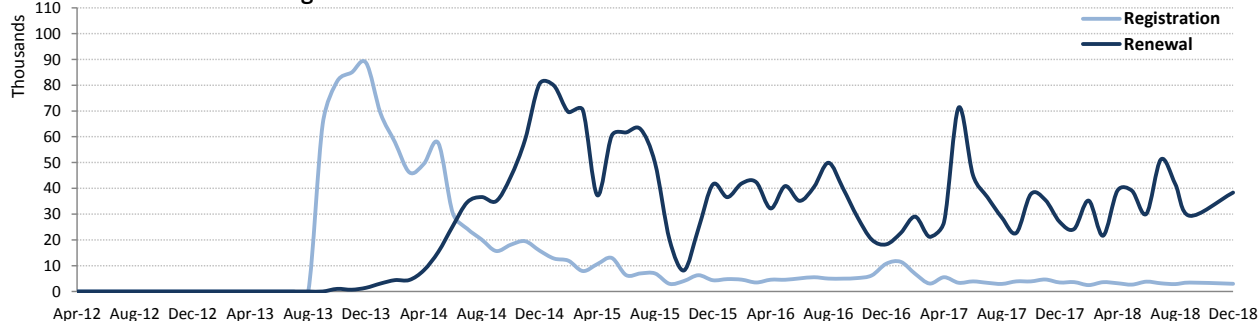


UNHCR Registered Persons Of Concern



* Coloured map only reflects refugees living outside camps.

Persons Of Concern Registration Trend since 01 March 2011



** Total nationalities represented in this report equal to 57 nationality.

** Other nationalities include among others (ARE,LBY,LEB,ETH, RUS...)