

Total Active Registered Persons Of Concern **22,601**

Urban **22,601** **100.0%**

Camps **0** **0.0%**

Standard Age and Gender

Age	0-4	5-11	12-17	18-35	36-59	60+	Total	%
Female	880	1,004	611	2,561	1,260	209	6,525	28.9%
Male	937	981	716	9,086	3,813	543	16,076	71.1%
Total	1,817	1,985	1,327	11,647	5,073	752	22,601	100%

Origion Country

YEM	14,104	62.4%
SUD	5,885	26.0%
SOM	799	3.5%
Other*	1,813	8.0%

Registration Trend

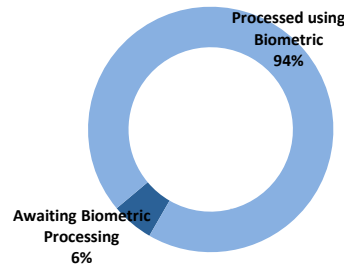
2011	857	2.8%
2012	1,491	4.8%
2013	4,608	14.9%
2014	2,831	9.1%
2015	4,348	14.0%
2016	3,535	11.4%
2017	5,590	18.1%
2018	7,694	24.9%

Specific Needs

Serious medical condition	2,151	9.5%
Disability	1,009	4.5%
Specific legal and physical protection needs	805	3.6%
Woman at risk	590	2.6%
Child at risk	368	1.6%
Single parent	270	1.2%
Older person at risk	107	0.5%
Unaccompanied or separated child	103	0.5%
Individuals with Specific Needs	4,128	18.3%
Total	5,403	23.9%

* An individual can have more than one specific need

Biometric Statistics (IRIS)



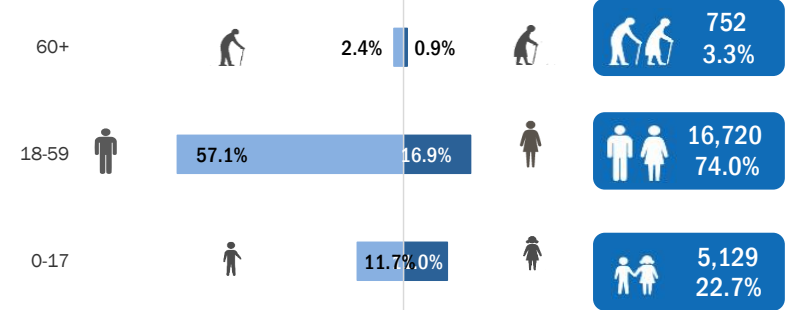
Arrivals**

Pre-2011	1,768	7.8%
2011	649	2.9%
2012	1,303	5.8%
2013	2,746	12.1%
2014	2,268	10.0%
2015	3,780	16.7%
2016	1,722	7.6%
2017	2,347	10.4%
2018	4,779	21.1%

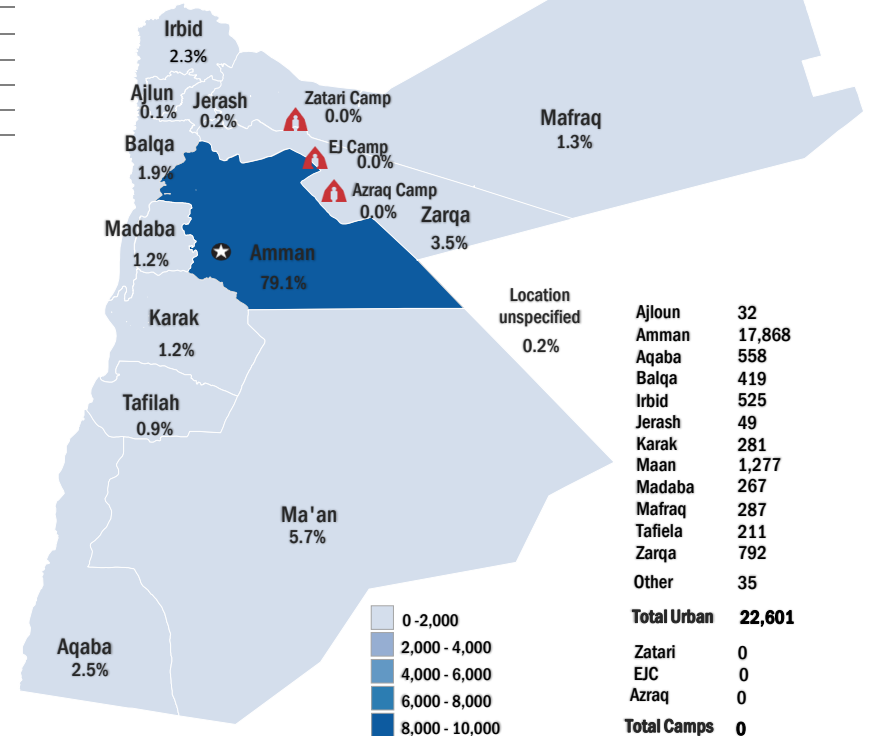
*The new arrivals excludes newborn babies who will be represented under the registration trend.

UNHCR Jordan

Age-Gender Breakdown

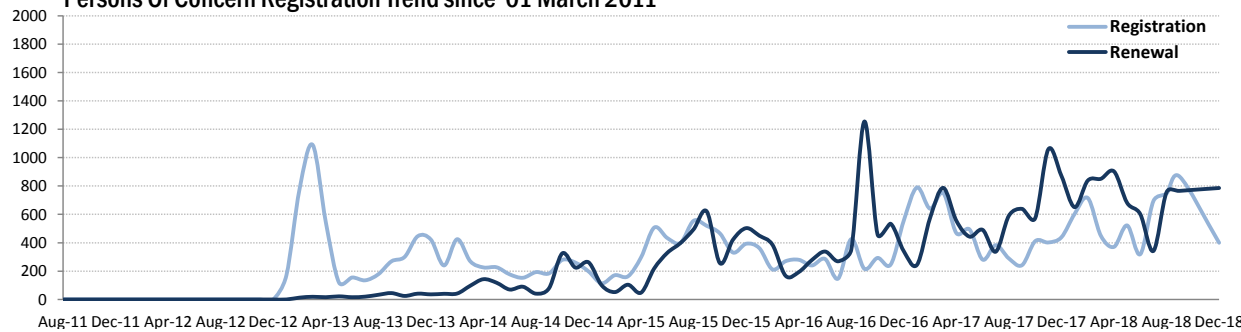


UNHCR Registered Persons Of Concern



* Coloured map only reflects refugees living outside camps.

Persons Of Concern Registration Trend since 01 March 2011



* Other nationalities include among others (ARE,LBY,LEB,ETH,RUS...)

**The new arrivals excludes newborn babies who will be represented under the registration trend.

DAG Jordan

Interagency Portal: <http://data.unhcr.org/Syrianrefugees>

UNHCR on the web: <http://www.unhcr.org>

UNHCR on Social network: <http://www.facebook.com/UNHCRJordan> ; <http://twitter.com/ZaatariCamp>