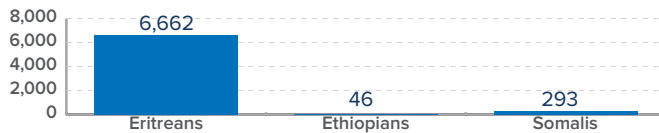


## ARRIVAL STATISTICS

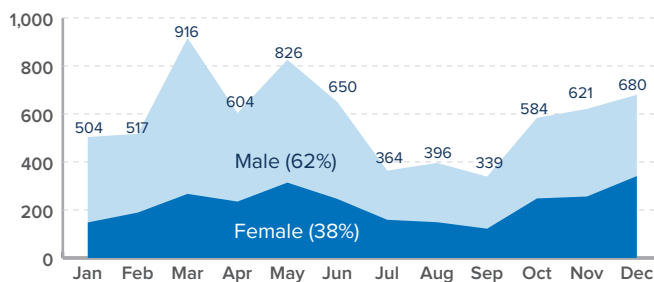
Sources: COR

Total arrivals (Dec-2018)	<b>680</b>
Total arrivals (2018)	<b>7,001</b>
Number of UASC <sup>1</sup> (2018)	<b>790</b>

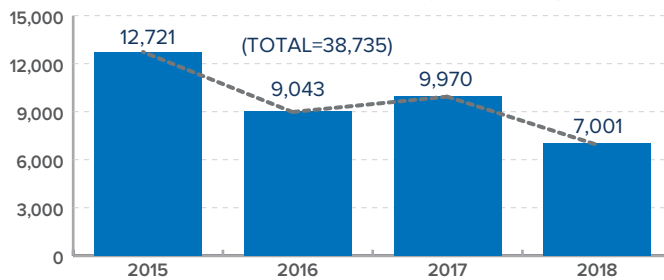
### ARRIVAL BY NATIONALITY (Jan-Dec 2018)



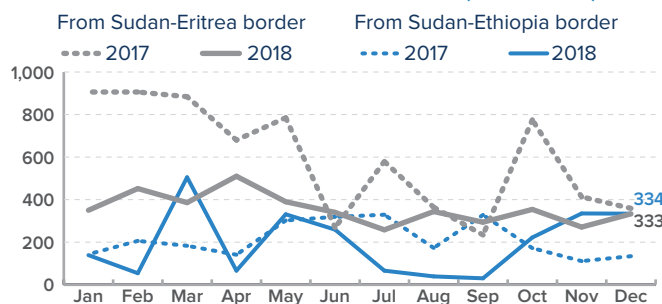
### ARRIVALS TREND (Jan-Dec 2018)



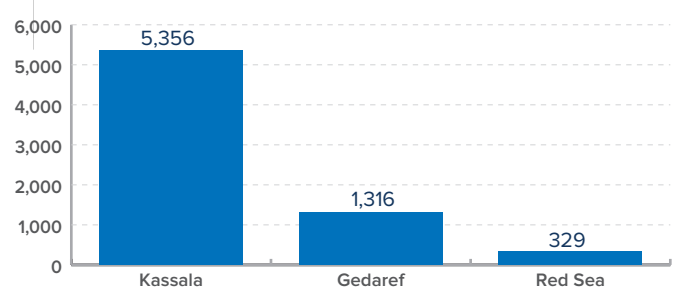
### YEARLY ARRIVAL TREND (2015-2018)



### MONTHLY ARRIVAL OF ERITREANS (2017-2018)



### ARRIVALS BY STATE OF ENTRY (Jan-Dec 2018)



## COR/UNHCR REGISTRATION STATISTICS (2018)

Sources: COR, UNHCR

### BY COUNTRY OF ORIGIN

	Eritrean	Ethiopian	Somali
Registration	3,275	30	243
RSD <sup>2</sup> completed	1,381	4	79

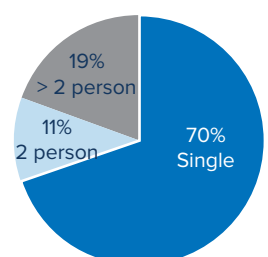
TOTAL REGISTERED IN 2018 = 3,548

TOTAL RSD IN 2018 = 1,464

### AGE-GENDER RATIO

Age (years)	Male	Female
0-4	7%	6%
5-11	8%	8%
12-17	7%	6%
18-59	29%	26%
60+	2%	1%

### FAMILY SIZE


<sup>1</sup> UASC = Unaccompanied and separated children

<sup>2</sup> RSD = Refugee Status Determination process

There was a 2 months waiting period for registration in Shagarab, which has been reduced to 72 hours since the end of September 2018.