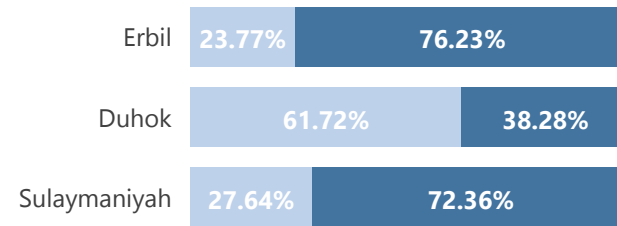
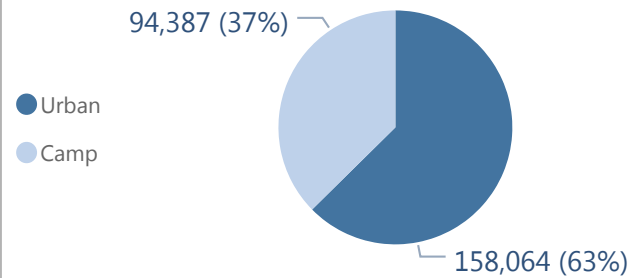
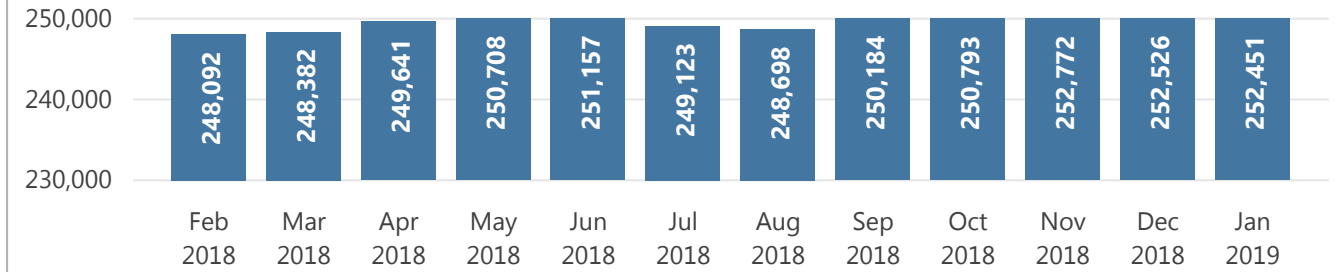


## Camp and Urban Population



## Population Trend



Governorate	Individuals	Household	% of Total
<b>Erbil</b>	<b>128,505</b>	<b>43,112</b>	<b>50.90%</b>
Erbil Urban	97,956	35,916	38.80%
Darashakran Camp	11,770	2,658	4.66%
Qushtapa Camp	8,128	1,994	3.22%
Kawergosk Camp	7,788	1,917	3.08%
Basirma Camp	2,863	627	1.13%
<b>Duhok</b>	<b>88,447</b>	<b>24,478</b>	<b>35.04%</b>
Domiz Camp	33,977	8,574	13.46%
Duhok Urban	33,860	11,036	13.41%
Domiz Camp 2	10,574	2,552	4.19%
Gawilan Camp	8,934	2,037	3.54%
Akre Settlement	1,102	279	0.44%
<b>Sulaymaniyah</b>	<b>32,341</b>	<b>10,943</b>	<b>12.81%</b>
Sulaymaniyah Urban	23,401	8,705	9.27%
Arbat Camp	8,940	2,238	3.54%
<b>Other</b>	<b>3,158</b>	<b>1,245</b>	<b>1.25%</b>
Other Urban Locations	3,158	1,245	1.25%
<b>Total</b>	<b>252,451</b>	<b>79,778</b>	<b>100.00%</b>

## Syrian Refugees Registered in Iraq

