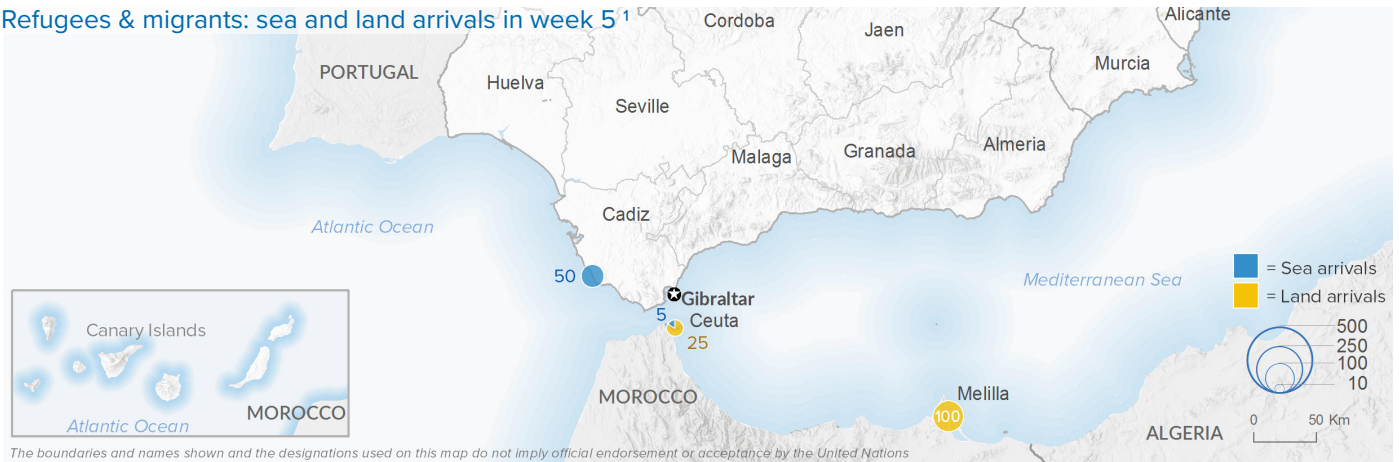


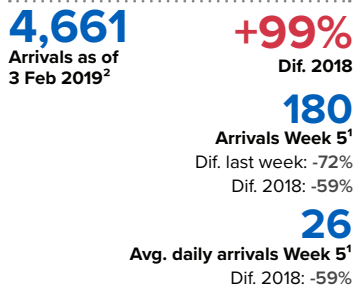
# SPAIN Weekly snapshot - Week 5 (28 Jan - 3 Feb 2019)

The charts below are based on figures from the Ministry of Interior and UNHCR estimates. All figures are provisional and subject to change

## Refugees & migrants: sea and land arrivals in week 5<sup>1</sup>

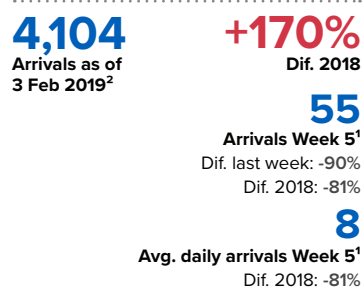


### Total Sea and Land



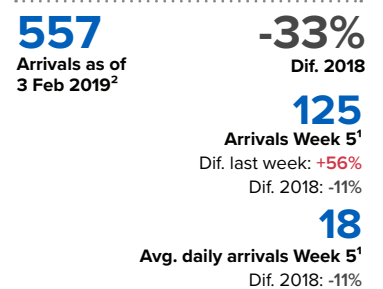
**-**  
 Avg. weekly arrivals in Feb so far<sup>1</sup>  
 Dif. 2018: -%

### Sea



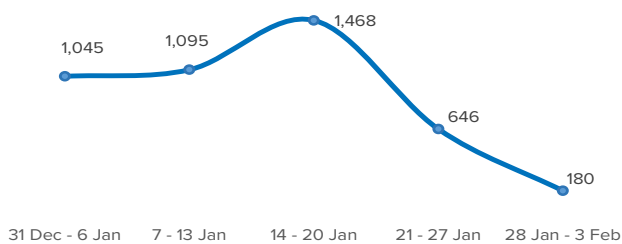
**-**  
 Avg. weekly arrivals in Feb so far<sup>1</sup>  
 Dif. 2018: -%

### Land (Ceuta & Melilla)

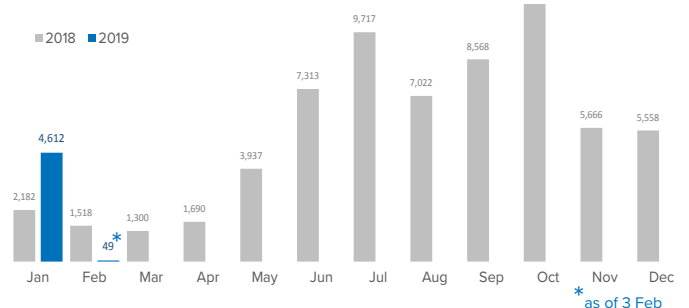


**-**  
 Avg. weekly arrivals in Feb so far<sup>1</sup>  
 Dif. 2018: -%

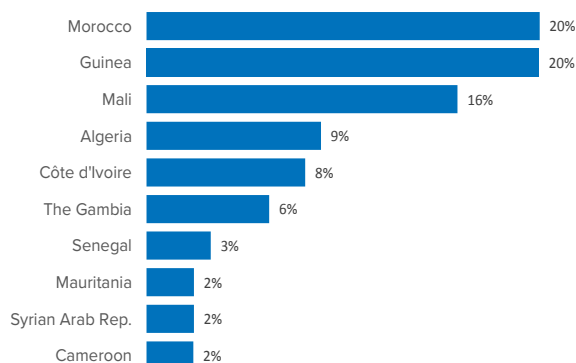
## Sea and land arrivals during the last five weeks<sup>1</sup>



## Arrivals per month<sup>2</sup>



## Most common nationalities, Jan-Dec 2018<sup>2</sup>



## Demographic breakdown, Jan-Dec 2018<sup>2</sup>

