

Resettlement & Complementary Pathways Factsheet for Jordan

January 2019


Population in need of resettlement: 10% or 75,000

757,326

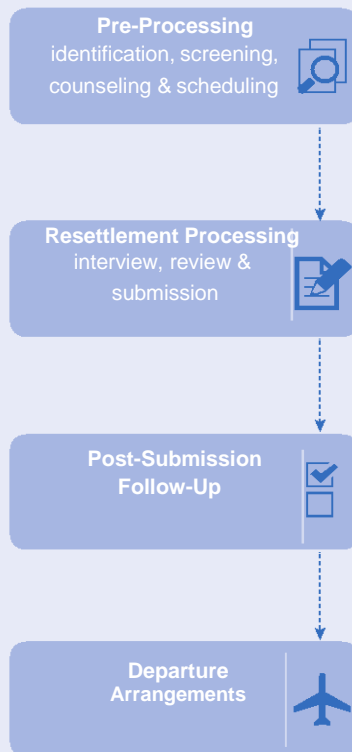
in Jordan

total Refugees

Syrian	88.5%
Iraqi	8.9%
Yemeni	1.7%
Sudanese	0.7%
Somali	0.1%




Process in Jordan The Resettlement



Resettlement Countries pledged to receive 5,950 refugees in 2019

Refugee Quota for 2019



Total 2019 Submissions: 617 (as of 31 Jan 2019)

Total 2019 Departures: 155 (as of 31 Jan 2019)

January Submissions: 617

Resettlement in 2017 & 2018

Referrals Submitted - Individuals

	2017	2018
Syrian	7,570	5,696
Iraqi	648	383
Other	245	383

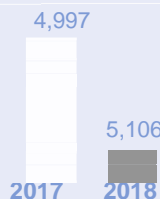
Total Submissions







Departures - Individuals

	2017	2018
Syrian	4,473	4,404
Iraqi	456	521
Other	68	181

Total Departures



Complementary pathways in 2018

- Family Reunification - Sweden 
- Labor Mobility - New Zealand 
- Scholarships - France & Japan  
- Humanitarian Admissions - Canada & Italy 