



# Tanzania Refugee Population Update

as of 31 January 2019



## Key Figures

**328,083\***  
Population of Concern

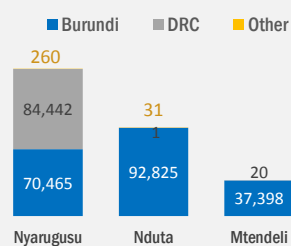
**87.0%**  
285,442  
Living in camps

**5.6%**  
19,337  
Living in settlements

**7.0%**  
23,047  
Living in villages

**0.1%**  
257  
Living in urban area

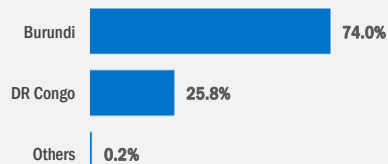
### Camp-based population by country of origin



**88%**  
287,677  
Refugees

**12%**  
40,406  
Asylum-seekers

### Country of origin

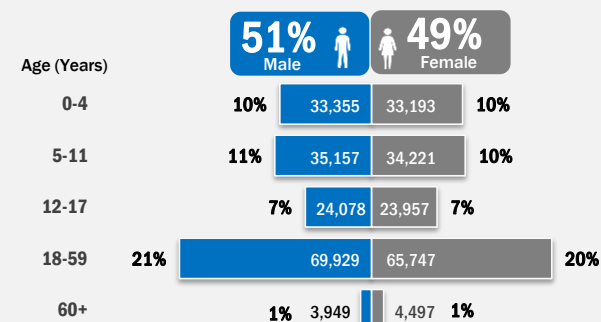


\* Population of concern to UNHCR does not include the 162,000 former Burundian refugees (1972) granted citizenship by the Government of Tanzania.

## Age and Gender

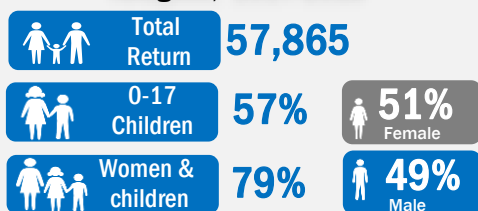
**56%**  
Children

**3%**  
Older People



## Durable Solutions

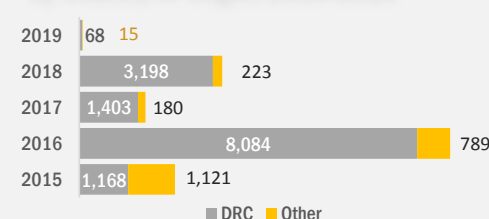
### Voluntary return of Burundian refugees, 2017-2018



### Local integration

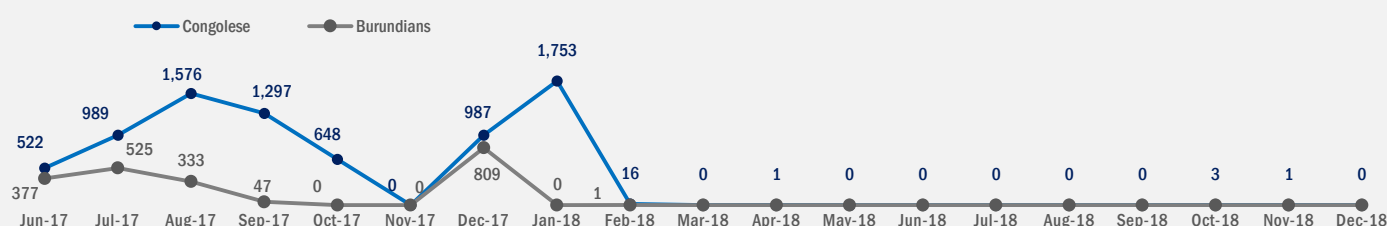
**162,000** former Burundian refugees (1972) granted citizenship by the Government of Tanzania.

### Resettlement departures by country of origin, 2015-2019

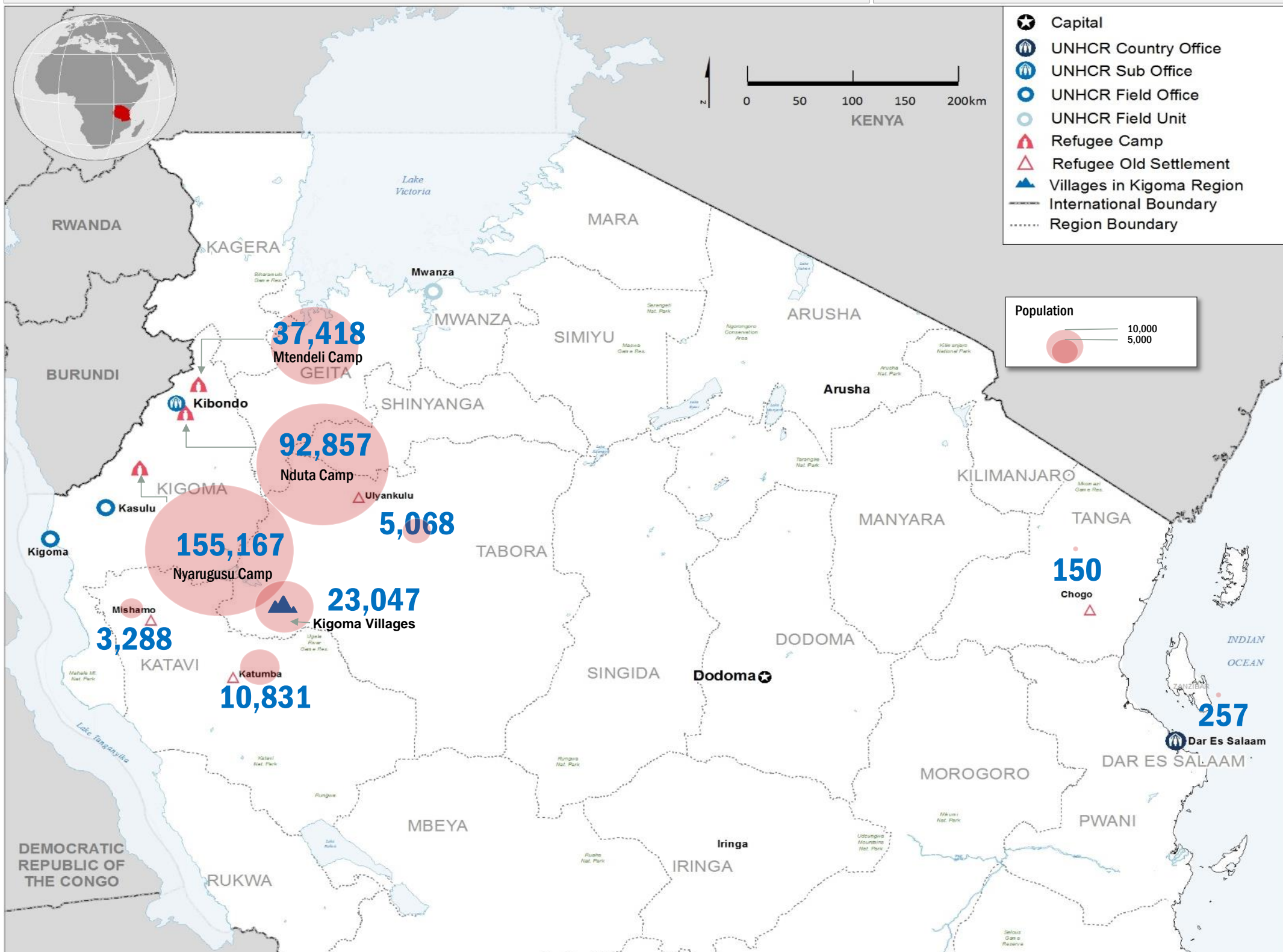
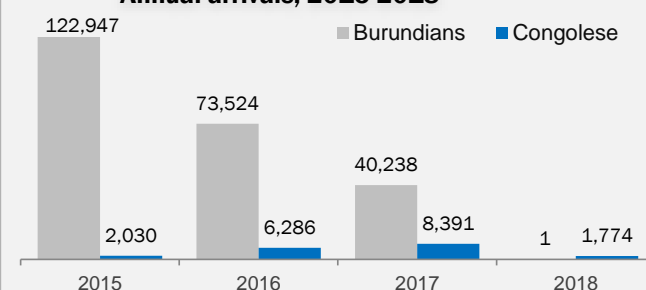


## Arrival Trends

### Monthly new arrivals, June 2017- December 2018



### Annual arrivals, 2015-2018



The boundaries and names shown and the designations used on this map do not imply official endorsement or acceptance by the United Nations. Sources: Boundaries: UNCS; Background: USGS; Data: Government of Tanzania, UNHCR.

For more information, please contact [tankbim@unhcr.org](mailto:tankbim@unhcr.org) or visit: <https://data2.unhcr.org/en/situations/burundi/location>