

Overview Northern Europe

Total Population
Northern Europe:

33,121,044

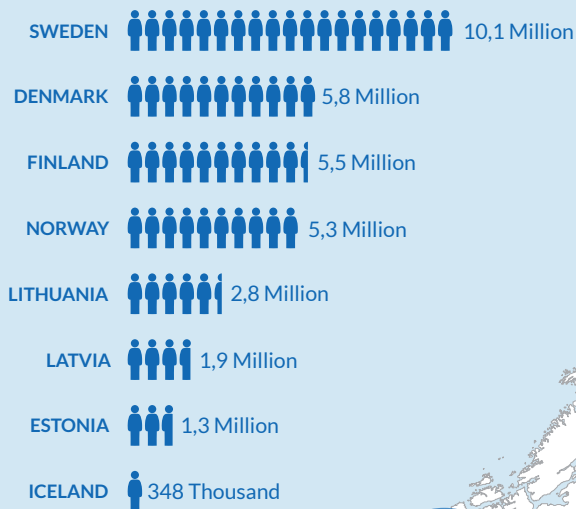
Source: 2

Total number of refugees,
asylum-seekers and
stateless persons in
Northern Europe (2017):

788,717

Source: 1

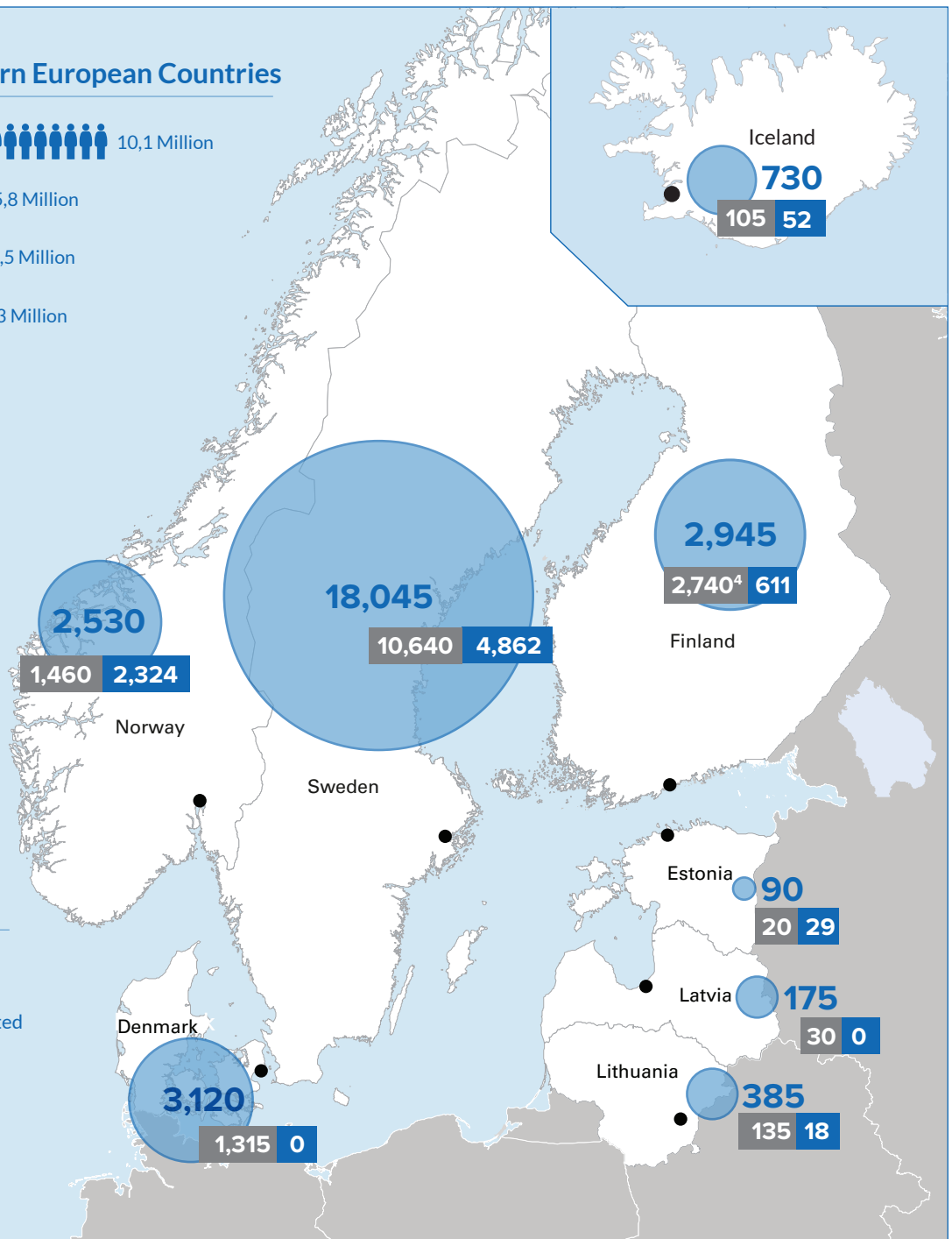
Population of Northern European Countries



Legend

-  Asylum-seekers arriving in 2018²
-  Number of people granted protection in 2018^{2,*}
-  Refugees resettled in 2018³

* Waiting times for asylum decisions may vary



Sweden

Total country population:

10,120,242

Source: 2

Persons of concern to UNHCR (end of 2017):

327,709

Asylum-seekers **51,646**

Refugees **240,962**

Stateless **35,101**

Source: 1

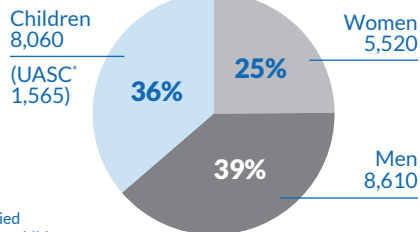
Asylum-seekers arriving in 2018

18,045

Source: 2

Asylum-seekers arriving in 2017

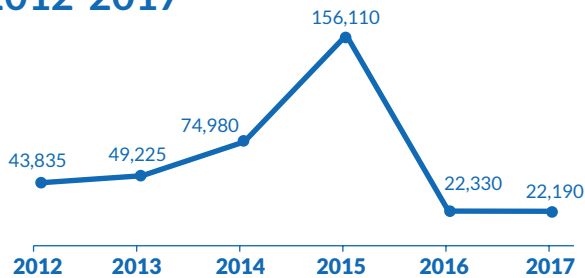
22,190



*Unaccompanied asylum-seeking children

Source: 2

Asylum-seekers arriving 2012-2017



Source: 2



Top 5 countries of origin among asylum-seekers arriving in 2018

Syria, Iran, Iraq, Georgia, Eritrea

Number of people granted protection in 2018

10,640

As compared to 26,775 in 2017.

Note: Waiting times for asylum decisions may vary

Recognition rate for protection status in 2018:

34%

Source: 2

Refugees resettled in 2018:

4,862

Resettlement quota for 2019:

5,000

Source: 3

Denmark

Total country population:

5,781,190

Source: 2

Persons of concern to UNHCR (end of 2017):

47,927

Asylum-seekers **4,265**

Refugees **35,672**

Stateless **7,990**

Source: 1

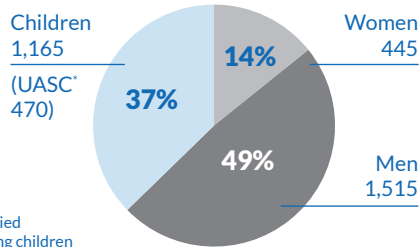
Asylum-seekers arriving in 2018

3,120

Source: 2

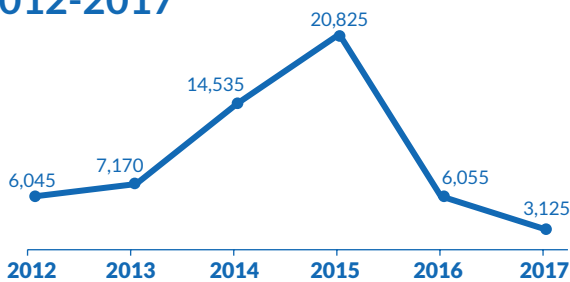
Asylum-seekers arriving in 2017

3,125



Source: 2

Asylum-seekers arriving 2012-2017



Source: 2

Top 5 countries of origin among asylum-seekers arriving in 2018

Syria, Eritrea, Georgia, Iran, Morocco

Number of people granted protection in 2018

1,315

As compared to 2,365 in 2017.

Note: Waiting times for asylum decisions may vary

Source: 2

Recognition rate for protection status in 2018:

50%

Source: 2

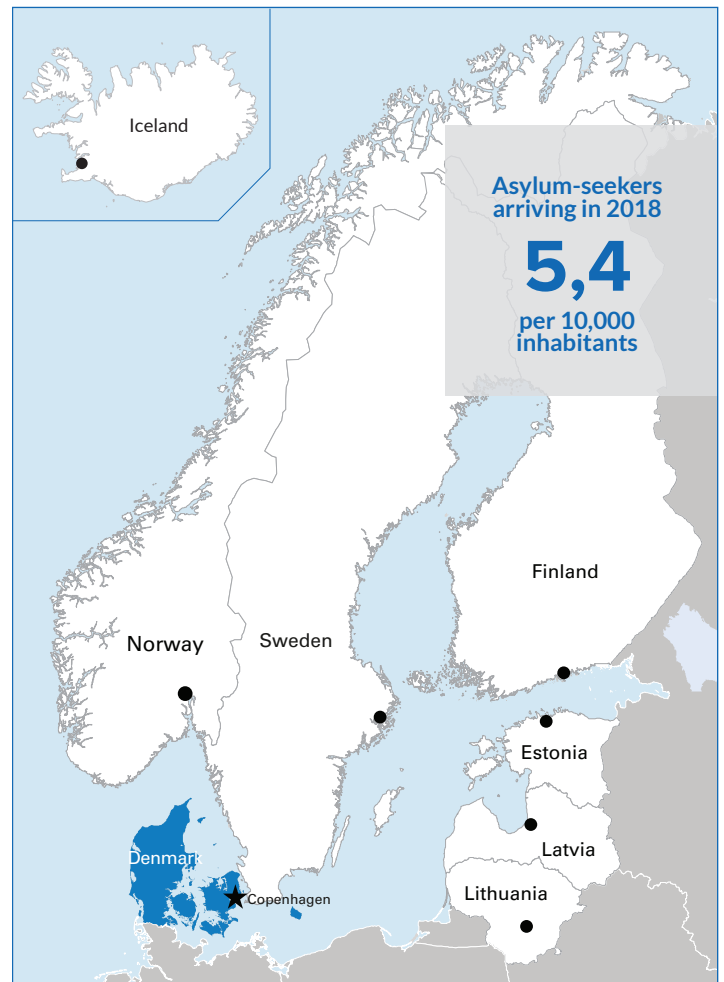
Refugees resettled in 2018:

0

Resettlement quota for 2019:

0

Source: 3



Finland

Total country population:

5,513,130

Source: 2

Persons of concern to UNHCR (end of 2017):

26,704

Asylum-seekers **3,150**

Refugees **20,805**

Stateless **2,749**

Source: 1

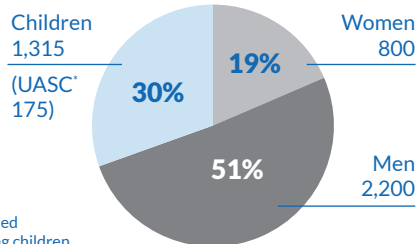
Asylum-seekers arriving in 2018

2,945

Source: 2

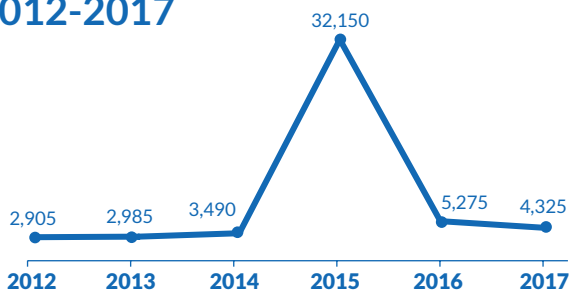
Asylum-seekers arriving in 2017

4,325



Source: 2

Asylum-seekers arriving 2012-2017



Source: 2

Top 5 countries of origin among asylum-seekers arriving in 2018

Iraq, Russia, Turkey, Iran, Somalia

Number of people granted protection in 2018

2,093

As compared to 3,430 in 2017.

Note: Waiting times for asylum decisions may vary

Recognition rate for protection status in 2018:

55%

Source: 3

Refugees resettled in 2018:

611

Resettlement quota for 2019:

750

Source: 3



Norway

Total country population:

5,295,619

Source: 2

Persons of concern to UNHCR (end of 2017):

65,514

Asylum-seekers **2,996**

Refugees **59,236**

Stateless **3,282**

Source: 1

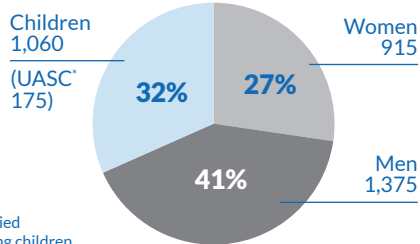
Asylum-seekers arriving in 2018

2,530

Source: 2

Asylum-seekers arriving in 2017

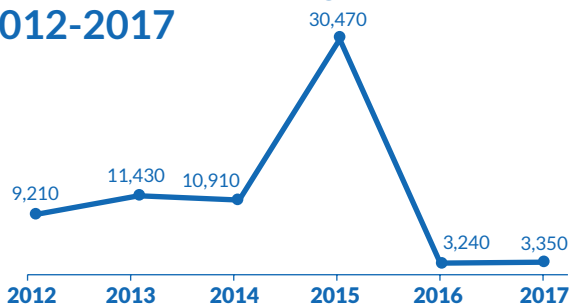
3,350



*Unaccompanied asylum-seeking children

Source: 2

Asylum-seekers arriving 2012-2017



Source: 2

Top 5 countries of origin among asylum-seekers arriving in 2018

Turkey, Syria, Eritrea, Iran, Iraq

Number of people granted protection in 2018

1,460

As compared to 4,770 in 2017.

Note: Waiting times for asylum decisions may vary

Recognition rate for protection status in 2018:

69%

Source: 2

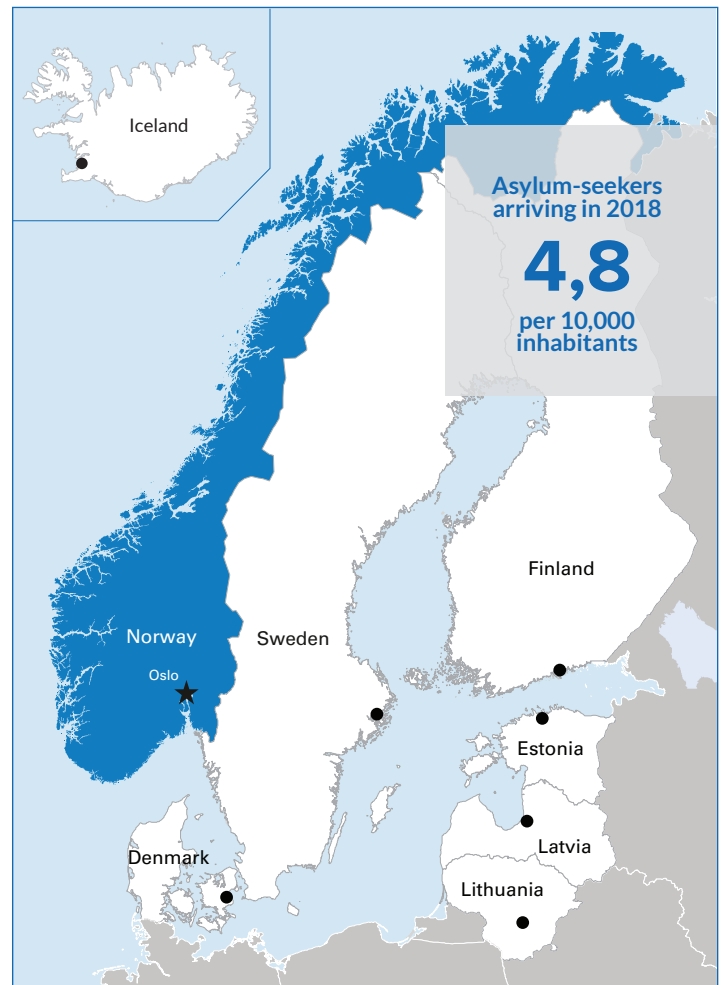
Refugees resettled in 2018:

2,324

Resettlement quota for 2019:

3000

Source: 3,4



Lithuania

Total country population:

2,808,901

Source: 2

Persons of concern to UNHCR (end of 2017):

5,029

Asylum-seekers **256**

Refugees **1,580**

Stateless **3,193**

Source: 1

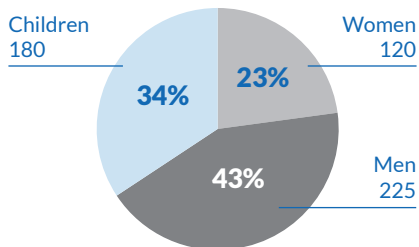
Asylum-seekers arriving in 2018

385

Source: 2

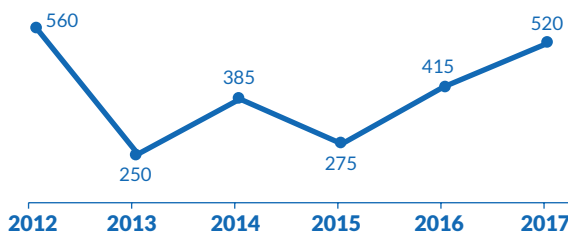
Asylum-seekers arriving in 2017

520



Source: 2

Asylum-seekers arriving 2012-2017



Source: 2

Top 5 countries of origin among asylum-seekers arriving in 2018

Tadjikistan, Russia, Iraq, Azerbaijan, Afghanistan

Number of people granted protection in 2018

135

As compared to 285 in 2017.

Note: Waiting times for asylum decisions may vary

Source: 2

Recognition rate for protection status in 2018:

50%

Source: 2

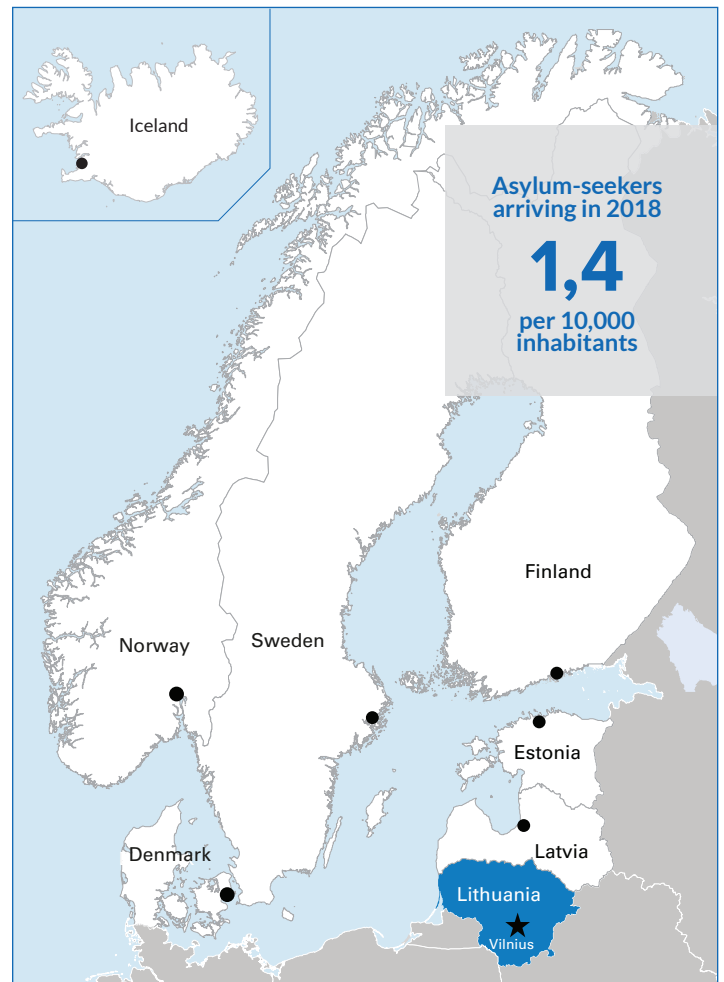
Refugees resettled in 2018:

18

Resettlement quota for 2019

N/A

Source: 3



Latvia

Total country population:

1,934,379

Source: 2

Persons of concern to UNHCR (end of 2017):

234,261

Asylum-seekers **63**

Refugees **627**

Stateless **233,571***

Source: 1

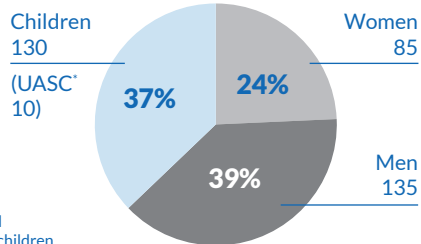
Asylum-seekers arriving in 2018

175

Source: 2

Asylum-seekers arriving in 2017

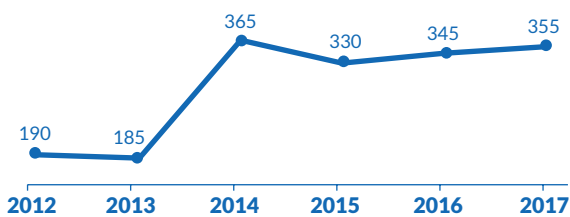
355



¹Unaccompanied asylum-seeking children

Source: 2

Asylum-seekers arriving 2012-2017



Source: 2

Top 5 countries of origin among asylum-seekers arriving in 2017

Russia, Iraq, Azerbaijan, Egypt, Georgia

Number of people granted protection in 2018

30

As compared to 265 in 2017.

Note: Waiting times for asylum decisions may vary

Recognition rate for protection status in 2018:

24%

Source: 2

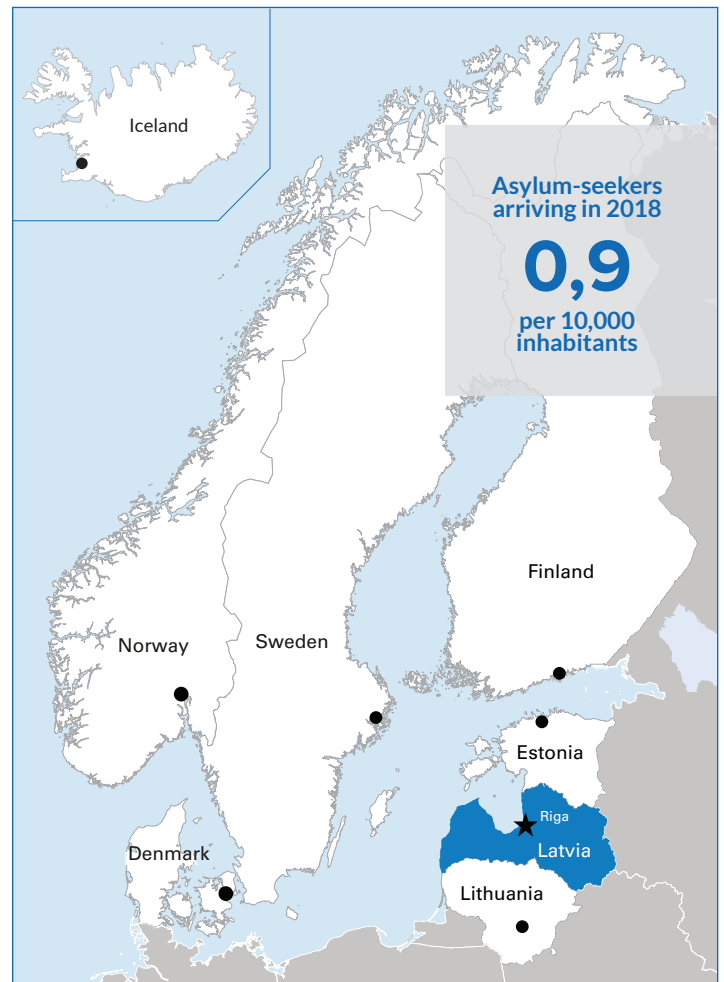
Refugees resettled in 2018:

0

Resettlement quota for 2019

0

Source: 3



Estonia

Total country population:

1,319,133

Source: 2

Persons of concern to UNHCR (end of 2017):

80,769

Asylum-seekers | **44**

Refugees | **411**

Stateless | **80,314***

Source: 1

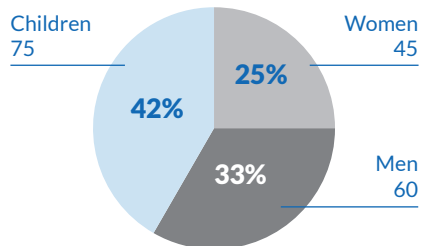
Asylum-seekers arriving in 2018

90

Source: 2

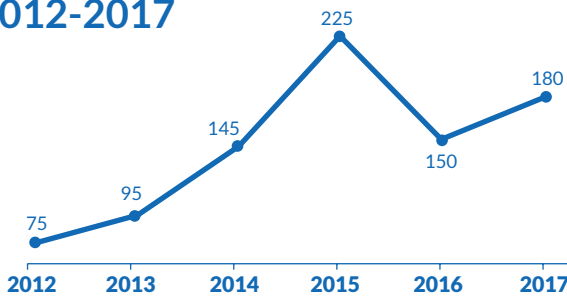
Asylum-seekers arriving in 2017

180

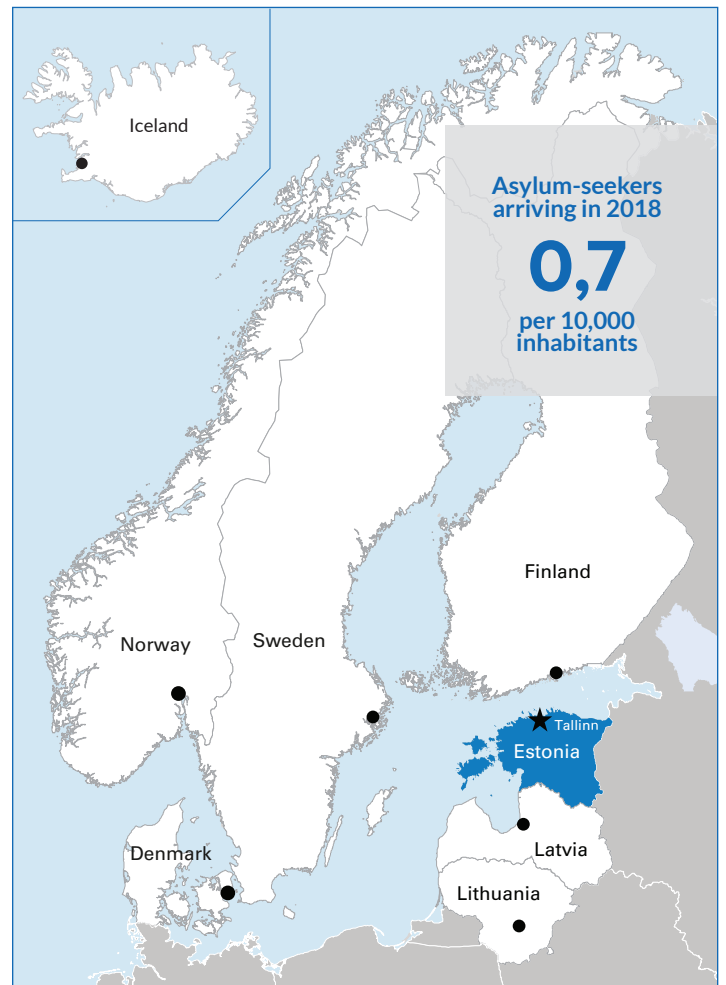


Source: 2

Asylum-seekers arriving 2012-2017



Source: 2



Top 5 countries of origin among asylum-seekers arriving in 2018

Ukraine, Russia, Egypt, Pakistan, Bangladesh

Number of people granted protection in 2018

20

As compared to 95 in 2017.

Note: Waiting times for asylum decisions may vary

Recognition rate for protection status in 2018:

27%

Source: 2

Refugees resettled in 2018:

29

Resettlement quota for 2019:

80

Source: 3,4

Sources:

1. UNHCR Global Trends
2. Eurostat

3. UNHCR Resettlement Data Portal
4. Preliminary figures as reported by National Authorities

*For details see UNHCR Global Trends: Forced Displacement in 2016, footnote 8, available at: <http://www.refworld.org/docid/594aa38e0.html>

Iceland

Total country population:

348,450

Source: 2

Persons of concern to UNHCR (end of 2017):

804

Asylum-seekers **344**
Refugees **375**
Stateless **85**

Source: 1

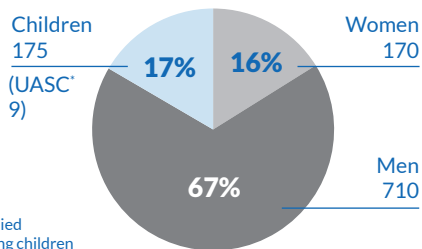
Asylum-seekers arriving in 2018

730

Source: 2

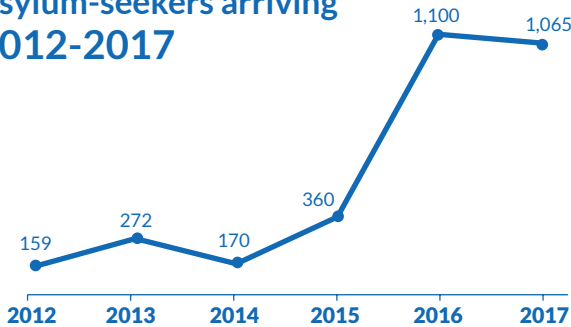
Asylum-seekers arriving in 2017

1,065



Source: 2

Asylum-seekers arriving 2012-2017



Source: 1, 2

Top 5 countries of origin among asylum-seekers arriving in 2018

Iraq, Albania, Somalia, Afghanistan, Pakistan

Number of people granted protection in 2018

105

As compared to 70 in 2017.

Note: Waiting times for asylum decisions may vary

Source: 2

Recognition rate for protection status in 2018:

28%

Refugees resettled in 2018:

52

Resettlement quota for 2019:

70

Source: 3,4

