

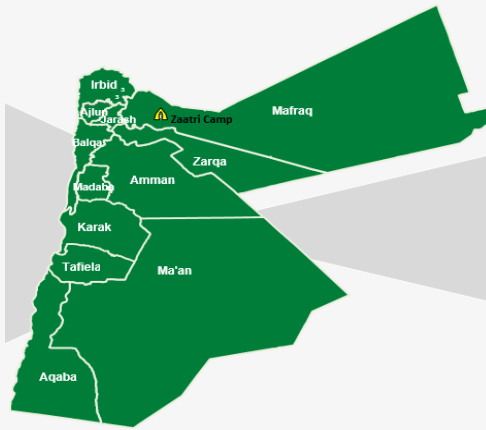
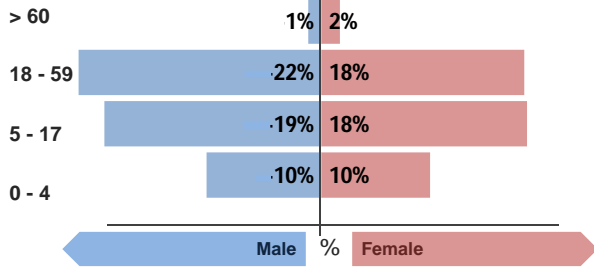


Refugee population

Total refugee population:

76,035

Demographic breakdown:



Key facts

Camp opened:
July 2012

Indicators at a glance

1 Health utilisation rate	6.0	X
2 Number of consultations per clinician per day	36	✓
3 Hospitalisation rate (/1000/month)	3.5	
4 % deliveries attended by skilled personnel	100%	✓
5 Crude Mortality Rate (CMR) (/1000/month)	0.2	✓
6 Under-five Mortality Rate (U5MR) (/1000/month)	0.2	✓
7 Neonatal Mortality Rate (NNMR) (/1000 livebirths)	10.5	✓

Notes

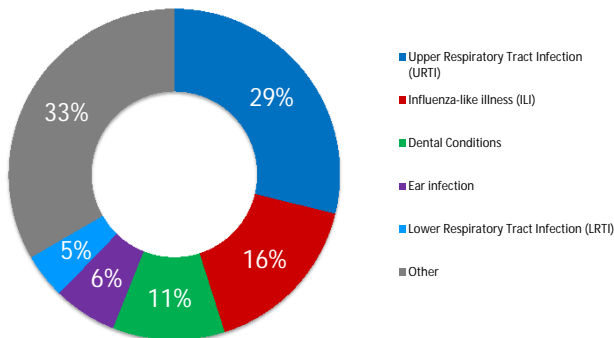
This public health profile for Za'atri refugee camp is compiled from health facility data from the following partners:

- IMC Clinic
- JHAS Clinic
- Moroccan Field Hospital
- Qatari Clinic
- Saudi Clinic
- IRC Clinic
- AMR Clinic 1 (Comprehensive Charitable Medical Center)
- AMR Clinic 2 (Maternity and Childhood center)

Data is collected using standardised Health Information System (HIS) data collection and

Morbidity

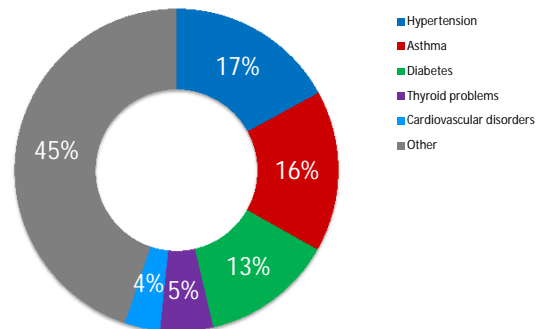
Acute health conditions (%)



Top 5 acute health conditions

Rank	Condition	% morbidity	# of cases
1	Upper Respiratory Tract Infection (URTI)	29%	23,588
2	Influenza-like illness (ILI)	16%	13,317
3	Dental Conditions	11%	8,963
4	Ear infection	6%	5,078
5	Lower Respiratory Tract Infection (LRTI)	4%	3,593
-	Other	33%	27,312

Chronic health conditions (%)



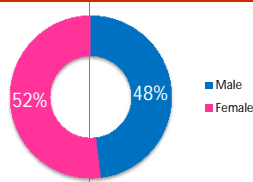
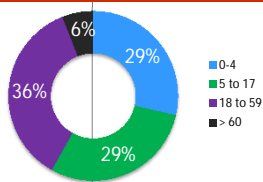
Top 5 chronic health conditions

Rank	Condition	% morbidity	# of cases
1	Hypertension	17%	3,824
2	Asthma	16%	3,623
3	Diabetes	13%	2,953
4	Thyroid problems	5%	1,187
5	Cardiovascular disorders	4%	796
-	Other	45%	10,055

Breakdown of acute health conditions

by age

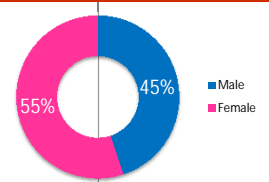
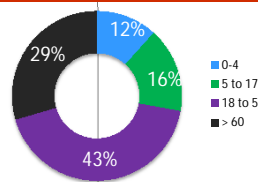
by gender



Breakdown of chronic health conditions

by age

by gender



UNHCR gratefully acknowledges the support of the following partners:



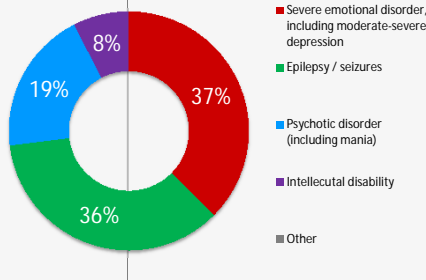
Public Health

Health Impact	Indicator	Standard	
Crude Mortality Rate (CMR) (/1000/month)	0.2	< 0.51	✓
Under-five Mortality Rate (U5MR) (/1000/month)	0.2	< 1.5	✓
Neonatal Mortality Rate (NNMR) (/1000 livebirths)	10.5	< 14.9	✓
Access and utilization			
No. of health facilities	1 : 9825	1 : < 10,000	✓
Total number of consultations	118,796		
Health utilisation rate	6.0	1 - 4	✗
No. of consultations per trained clinician per day	36	< 50	✓

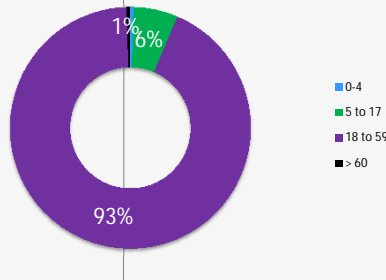
Outbreak Alert and Response	Indicator	Standard
Number of outbreaks reported	0	
% of outbreaks investigated within 48 hours		100%
Laboratory		
Number of laboratory samples	26,214	

Breakdown of mental health conditions

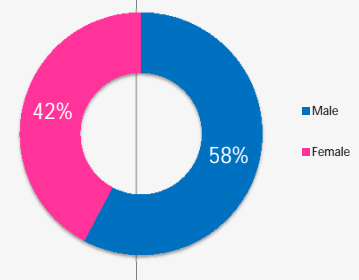
By cause



By age

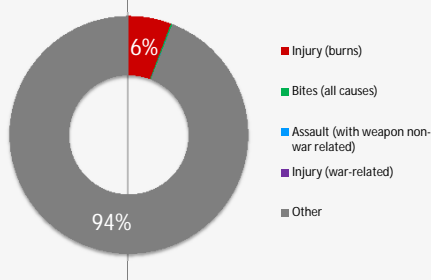


By gender

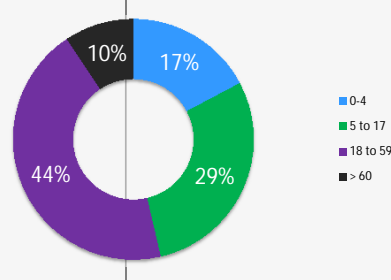


Breakdown of injuries

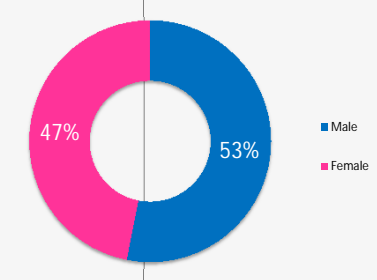
By cause



By age



By gender



In-patient and referral

In-patient department	Indicator	Standard	
Hospitalisation rate (/1000/year)	41.4	50 - 150	✗
Bed occupancy rate	27%	> 75%	✗
Mean length of stay for authorised discharges (days)	1.2		

	Indicator	Standard
Overall case fatality rate	0%	
Proportion of deaths within 24 hours of admission	0%	

Reproductive Health

Antenatal care	Indicator	Standard	
Coverage of antenatal care (4 or more visits)	86%	≥ 90%	✗
Coverage of TT vaccination	86%	≥ 90%	✗
Coverage of anaemia screening in pregnancy	86%	≥ 90%	✗
Delivery care			
Proportion of deliveries attended by skilled personnel	100%	≥ 90%	✓
Proportion of deliveries performed by caesarean section	33%	5 - 15%	✗
Proportion of low birth weight deliveries (<2500g)	2%	< 15%	✓
Maternal mortality			
Number of maternal deaths reported	0		
% of maternal deaths investigated		100%	

Postnatal care	Indicator	Standard	
Coverage of postnatal care	119%	≥ 90%	✓

Sexual and Gender-based Violence

Incidence of rape (reported cases/10,000/year)*	0.5		^
% of rape survivors who received PEP** < 72 hours	100%	100%	^
% of rape survivors who received ECP*** < 120 hours	0%	100%	^
% of rape survivors who received STI**** prophylaxis < 2 wks	100%	100%	^

*Only includes rapes reported at health facilities **Post-exposure prophylaxis ***Emergency contraceptive pill ****Sexually transmitted infection



View interactive maps and statistics online
<http://twine.unhcr.org>

Legend:

- ✓ Standard met
- ⚠ Standard borderline
- ✗ Standard not met
- 🚩 Interpret data with care
- ❓ Data missing

