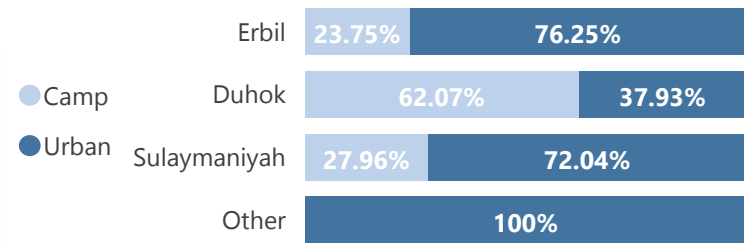
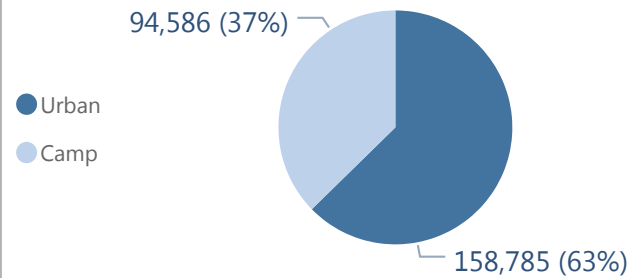



## Camp and Urban Population



## Population Trend



Governorate	Individuals	Household	% of Total
<b>Erbil</b>	<b>129,644</b>	<b>43,107</b>	<b>51.17%</b>
Erbil Urban	98,856	35,844	39.02%
Darashakran Camp	11,906	2,694	4.70%
Qushtapa Camp	8,186	2,002	3.23%
Kawergosk Camp	7,839	1,939	3.09%
Basirma Camp	2,857	628	1.13%
<b>Duhok</b>	<b>88,262</b>	<b>24,218</b>	<b>34.84%</b>
Domiz Camp	34,133	8,564	13.47%
Duhok Urban	33,480	10,792	13.21%
Domiz Camp 2	10,580	2,539	4.18%
Gawilan Camp	8,972	2,046	3.54%
Akre Settlement	1,097	277	0.43%
<b>Sulaymaniyah</b>	<b>32,247</b>	<b>10,694</b>	<b>12.73%</b>
Sulaymaniyah Urban	23,231	8,450	9.17%
Arbat Camp	9,016	2,244	3.56%
<b>Other</b>	<b>3,218</b>	<b>1,265</b>	<b>1.27%</b>
Other Urban Locations	3,218	1,265	1.27%
<b>Total</b>	<b>253,371</b>	<b>79,284</b>	<b>100.00%</b>

## Syrian Refugees Registered in Iraq

