

South Sudan - Refugees Statistics

as of 30th April 2019

KEY FIGURES

297,321
total refugee population

98%
Living in camps and settlements

292,430

83%
Are Women and Children

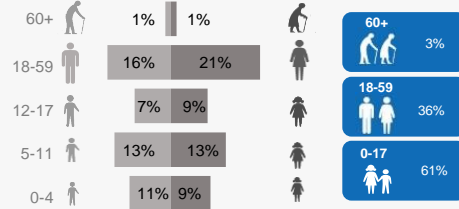
68,199
Households

2%
Living in urban areas

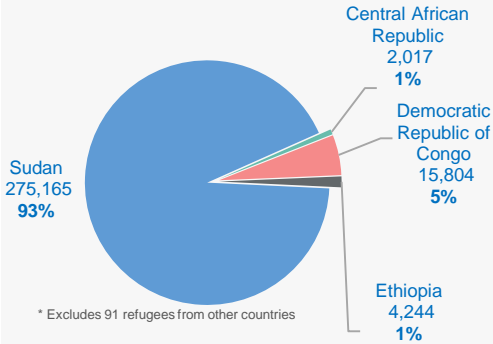
4,891

53%
Are female

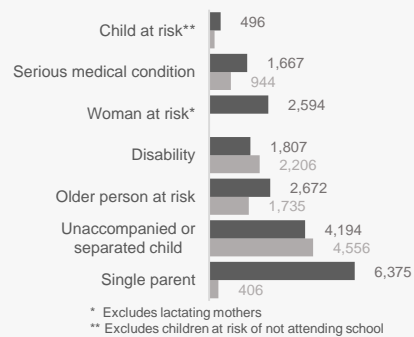
Age and gender breakdowns



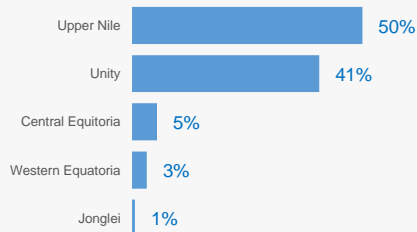
Main countries of origin*



Main Specific needs



States hosting refugees

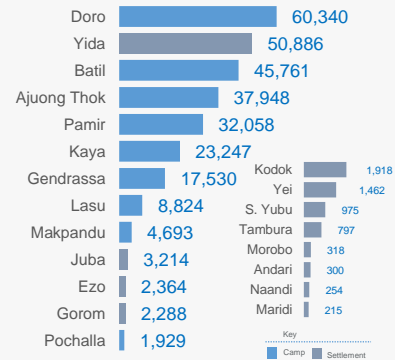


Our Partners

AAHI, ACROSS, ACTED, AHA, CARE, CRA, DRC, HDC, IMC, IRC, LWF, RI, SCI, SP, UMCOR, JRS and WVI.

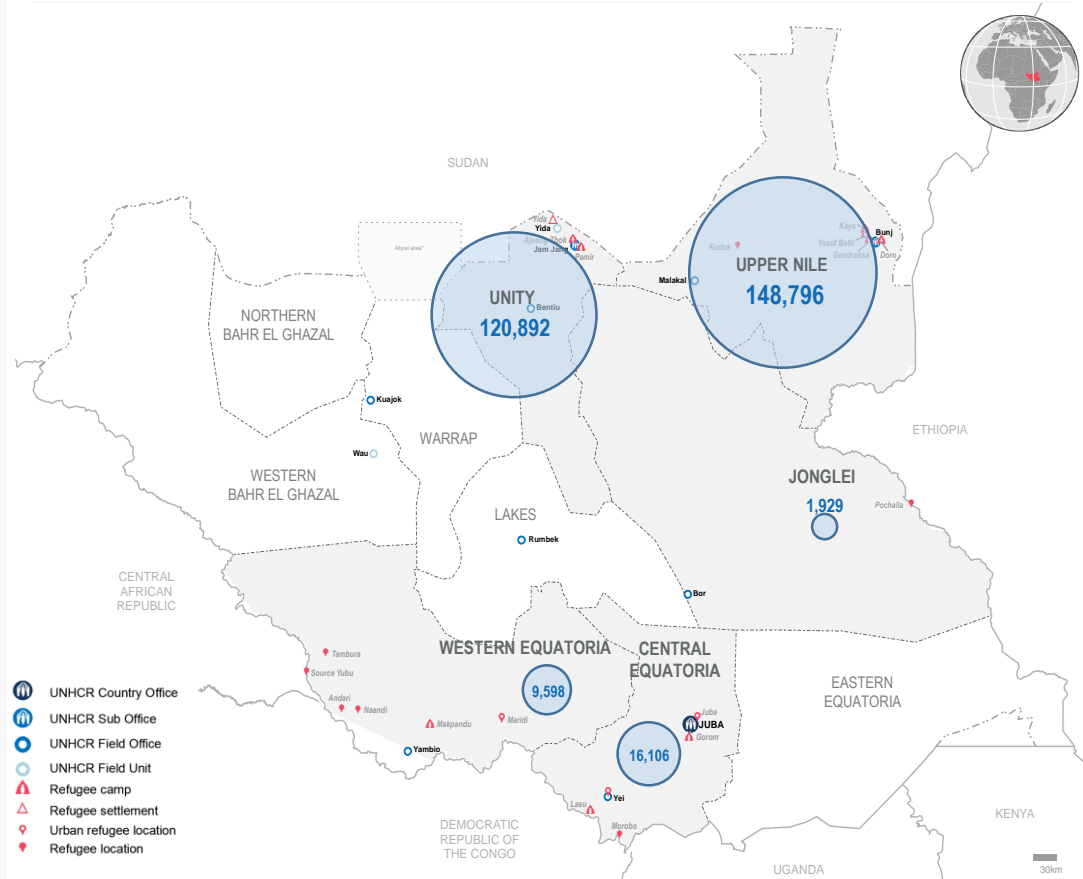
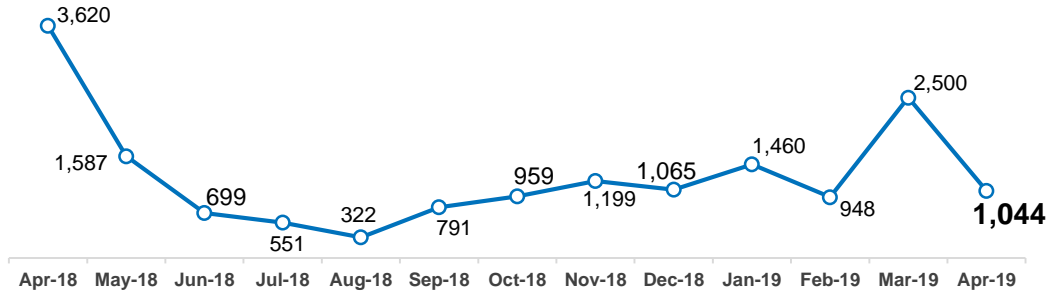
Notes: In addition to 297,321 refugees, South Sudan hosts 2,817 asylum seekers (Juba -2,762; Makpandu- 45; Gorom- 1; Maban-1; Ajuong Thok -6; Pamir -2) and 1.91 million IDPs.

Refugee locations



New arrivals trends

April 2018 – April 2019



South Sudan Refugee statistics: Population by Location, Sex and Age Group



as of the 30-April-2019

State	Location	0 - 4 years			5 - 11 years			12 - 17 years			18 - 59 years			60 years +			Total			Households		
		F	M	Total	F	M	Total	F	M	Total	F	M	Total	F	M	Total	F	M	Total	F	M	Total
Upper Nile	Doro	5,996	6,372	12,368	7,619	8,015	15,634	4,932	5,034	9,966	12,053	9,156	21,209	640	523	1,163	31,240	29,100	60,340	7,551	5,885	13,436
	Kaya	2,147	2,403	4,550	2,764	2,877	5,641	1,908	1,772	3,680	5,001	3,285	8,286	474	616	1,090	12,294	10,953	23,247	2,723	2,427	5,150
	Yusuf Batil	4,289	4,518	8,807	5,515	5,763	11,278	3,680	3,631	7,311	9,332	7,061	16,393	894	1,078	1,972	23,710	22,051	45,761	4,768	4,567	9,335
	Gendrassa	1,595	1,649	3,244	2,149	2,249	4,398	1,540	1,374	2,914	3,704	2,565	6,269	328	377	705	9,316	8,214	17,530	2,136	1,768	3,904
	Kodok	27	17	44	309	310	619	189	174	363	449	372	821	38	33	71	1,012	906	1,918	326	213	539
	Total	14,054	14,959	29,013	18,356	19,214	37,570	12,249	11,985	24,234	30,539	22,439	52,978	2,374	2,627	5,001	77,572	71,224	148,796	17,504	14,860	32,364
Unity State	Ajounk Thok	3,578	3,649	7,227	4,723	4,802	9,525	3,484	3,822	7,306	7,317	6,059	13,376	308	206	514	19,410	18,538	37,948	4,791	3,037	7,828
	Pamir	3,490	3,557	7,047	4,278	4,280	8,558	2,834	2,678	5,512	6,475	4,014	10,489	285	167	452	17,362	14,696	32,058	5,353	2,117	7,470
	Yida	4,769	4,870	9,639	7,439	7,550	14,989	4,916	4,513	9,429	11,262	4,752	16,014	504	311	815	28,890	21,996	50,886	7,782	2,678	10,460
	Total	11,837	12,076	23,913	16,440	16,632	33,072	11,234	11,013	22,247	25,054	14,825	39,879	1,097	684	1,781	65,662	55,230	120,892	17,926	7,832	25,758
Central Equatoria	Gorom	205	187	392	240	262	502	157	179	336	487	525	1,012	33	13	46	1,122	1,166	2,288	361	442	803
	Juba	109	112	221	180	163	343	121	106	227	388	1,949	2,337	6	80	86	804	2,410	3,214	205	1,944	2,149
	Lasu	400	433	833	1,202	1,154	2,356	771	752	1,523	2,012	1,741	3,753	236	123	359	4,621	4,203	8,824	1,266	1,208	2,474
	Morobo	11	17	28	52	54	106	28	33	61	66	48	114	3	6	9	160	158	318	38	41	79
	Yei	102	125	227	159	200	359	119	123	242	258	346	604	15	15	30	653	809	1,462	233	310	543
	Total	827	874	1,701	1,833	1,833	3,666	1,196	1,193	2,389	3,211	4,609	7,820	293	237	530	7,360	8,746	16,106	2,103	3,945	6,048
Jonglei State	Pochalla	137	154	291	214	256	470	192	226	418	548	146	694	46	10	56	1,137	792	1,929	435	87	522
	Total	137	154	291	214	256	470	192	226	418	548	146	694	46	10	56	1,137	792	1,929	435	87	522
Western Equatoria	Andari	16	15	31	37	43	80	19	16	35	82	52	134	8	12	20	162	138	300	60	61	121
	Ezo	52	53	105	220	253	473	174	156	330	789	496	1,285	88	83	171	1,323	1,041	2,364	555	419	974
	Makpandu	398	435	833	548	501	1,049	268	252	520	1,077	1,078	2,155	60	76	136	2,351	2,342	4,693	705	975	1,680
	Maridi	6	3	9	29	30	59	21	21	42	44	59	103	0	2	2	100	115	215	31	52	83
	Naandi	11	8	19	35	33	68	22	28	50	52	49	101	7	9	16	127	127	254	39	44	83
	Source yubu	25	33	58	138	157	295	78	78	156	279	156	435	15	16	31	535	440	975	196	125	321
	Tambura	36	42	78	131	131	262	71	68	139	195	111	306	8	4	12	441	356	797	148	97	245
	Total	544	589	1,133	1,138	1,148	2,286	653	619	1,272	2,518	2,001	4,519	186	202	388	5,039	4,559	9,598	1,734	1,773	3,507
Grand total		27,399	28,652	56,051	37,981	39,083	77,064	25,524	25,036	50,560	61,870	44,020	105,890	3,996	3,760	7,756	156,770	140,551	297,321	39,702	28,497	68,199

South Sudan Statistics: Population by Country of Origin, Sex and Age Group

as of the 30-April-2019



Country of Origin	Settlement	Households (HHs)			Persons																	
		Total HHs	Female headed		0 - 4 years			5 - 11 years			12 - 17 years			18 - 59 years			60 years +			Total		
			HHs	%	F	M	T	F	M	T	F	M	T	F	M	T	F	M	T	F	M	T
CENTRAL AFRICAN REPUBLIC	Andari	1	-	0%	0	0	0	0	0	0	0	0	0	1	1	0	0	0	0	1	1	
	Ezo	13	8	62%	0	1	1	3	6	9	4	3	7	11	5	16	1	1	2	19	16	
	Makpandu	132	25	19%	15	22	37	16	18	34	8	5	13	40	107	147	0	5	5	79	157	
	Naandi	7	4	57%	0	2	2	2	5	7	0	0	0	5	3	8	0	0	0	7	10	
	SourceYubu	309	188	61%	24	33	57	134	156	290	75	76	151	270	153	423	14	14	28	517	432	
	Tambura	231	140	61%	35	41	76	126	127	253	70	66	136	186	105	291	6	4	10	423	343	
	Juba	2	1	50%	1	0	1	2	1	3	3	2	5	2	2	4	0	0	0	8	5	
Total	695	366	53%	75	99	174	283	313	596	160	152	312	514	376	890	21	24	45	1,053	964	2,017	
DEMOCRATIC REPUBLIC OF THE CONGO	Gorom	1	-	0%	1	-	1	-	2	2	-	-	-	-	-	-	1	1	1	3	4	
	Andari	120	60	50%	16	15	31	37	43	80	19	16	35	82	51	133	8	12	20	162	137	
	Ezo	961	547	57%	52	52	104	217	247	464	170	153	323	778	491	1,269	87	82	169	1,304	1,025	
	Juba	15	3	20%	1	1	2	3	2	5	5	4	9	5	11	16	2	2	4	16	20	
	Lasu	2,219	1,204	54%	364	407	771	1,096	1,042	2,138	696	664	1,360	1,907	1,513	3,420	235	118	353	4,298	3,744	
	Makpandu	1,370	637	46%	337	360	697	445	402	847	212	206	418	919	796	1,715	60	64	124	1,973	1,828	
	Morobo	79	38	48%	11	17	28	52	54	106	28	33	61	66	48	114	3	6	9	160	158	
	Naandi	76	35	46%	11	6	17	33	28	61	22	28	50	47	46	93	7	9	16	120	117	
	SourceYubu	12	8	67%	1	-	1	4	1	5	3	2	5	9	3	12	1	2	3	18	8	
	Tambura	14	8	57%	1	1	2	5	4	9	1	2	3	9	6	15	2	-	2	18	13	
	Yei	262	178	68%	58	69	127	67	88	155	48	56	104	177	95	272	15	8	23	365	316	
Total	5,129	2,718	53%	853	928	1,781	1,959	1,913	3,872	1,204	1,164	2,368	3,999	3,060	7,059	420	304	724	8,435	7,369	15,804	
ETHIOPIA	Doro	-	-	0%	-	-	-	-	-	-	-	-	2	-	2	-	-	-	2	-	2	
	Gorom	797	360	45%	203	187	390	239	258	497	157	178	335	486	510	996	33	12	45	1,118	1,145	
	Juba	13	4	0%	1	2	3	1	-	1	-	1	1	8	11	19	-	-	-	10	14	
	Makpandu*	10	1	0%	3	2	5	2	-	2	-	-	-	4	9	13	-	-	-	9	11	
	Pochalla	522	435	83%	137	154	291	214	256	470	192	226	418	548	146	694	46	10	56	1,137	792	
	Kodok	2	1	50%	-	-	-	2	1	3	2	-	2	1	-	1	-	-	-	5	1	
Total	1,344	801	60%	344	345	689	458	515	973	351	405	756	1,049	676	1,725	79	22	101	2,281	1,963	4,244	
SUDAN	Ajuong Thok	7,828	4,791	61%	3,578	3,649	7,227	4,723	4,802	9,525	3,484	3,822	7,306	7,317	6,059	13,376	308	206	514	19,410	18,538	
	Batil	3,904	2,136	55%	1,595	1,649	3,244	2,149	2,249	4,398	1,540	1,374	2,914	3,704	2,565	6,269	328	377	705	9,316	8,214	
	Doro	13,436	7,551	56%	5,996	6,372	12,368	7,619	8,015	15,634	4,932	5,034	9,966	12,050	9,156	21,206	640	523	1,163	31,237	29,100	
	Gendrassa	5,150	2,723	53%	2,147	2,403	4,550	2,764	2,877	5,641	1,908	1,772	3,680	5,001	3,285	8,286	474	616	1,090	12,294	10,953	
	Gorom	5	1	4	1	-	1	1	2	3	-	1	1	1	15	16	-	-	-	3	18	
	Juba	2,096	196	9%	105	107	212	172	160	332	113	98	211	367	1,902	2,269	4	78	82	761	2,345	
	Kaya	9,335	4,768	51%	4,289	4,518	8,807	5,515	5,763	11,278	3,680	3,631	7,311	9,332	7,061	16,393	894	1,078	1,972	23,710	22,051	
	Kodok	537	325	61%	27	17	44	307	309	616	187	174	361	448	372	820	38	33	71	1,007	905	
	Lasu	255	62	24%	36	26	62	106	112	218	75	88	163	105	228	333	1	5	6	323	459	
	Makpandu	139	37	27%	38	46	84	81	80	161	48	40	88	102	142	244	-	5	5	269	313	
	Maridi	83	31	37%	6	3	9	29	30	59	21	21	42	44	59	103	-	2	2	100	115	
	Pamir	7,470	5,353	72%	3,490	3,557	7,047	4,278	4,280	8,558	2,834	2,678	5,512	6,475	4,014	10,489	285	167	452	17,362	14,696	
	Yei	281	55	20%	44	56	100	92	112	204	71	67	138	80	251	331	-	7	7	287	493	
	Yida	10,460	7,782	74%	4,769	4,870	9,639	7,439	7,550	14,989	4,916	4,513	9,429	11,262	4,752	16,014	504	311	815	28,890	21,996	
Total	60,979	35,811	59%	26,121	27,273	53,394	35,275	36,341	71,616	23,809	23,313	47,122	56,288	39,861	96,149	3,476	3,408	6,884	144,969	130,196	275,165	
Others*	Others*	52	6	12%	6	7	13	6	1	7	-	2	2	20	47	67	-	2	2	32	59	
	Total	52	6	12%	6	7	13	6	1	7	-	2	2	20	47	67	-	2	2	32	59	
Grand Total	68,199	39,702	58%	27,399	28,652	56,051	37,981	39,083	77,064	25,524	25,036	50,560	61,870	44,020	105,890	3,996	3,760	7,756	156,770	140,551	297,321	

* Refers to refugees from Uganda, Somalia, Eritrea, Syria, Burundi and Egypt spread in Gorom, Lasu, Juba, Makpandu and Doro.

Asylum Seekers Population by Country of Origin, Sex and Age Group in South Sudan

as of the 30-April-2019



Country of Origin	Location	Principal Applicants			Persons																	
		Total Cases	Female headed		0 - 4 years			5 - 11 years			12 - 17 years			18 - 59 years			60 years +			Total		
			Cases	%	F	M	T	F	M	T	F	M	T	F	M	T	F	M	T	F	M	T
BURUNDI	Juba	321	2	1%	11	8	19	6	7	13	3	3	6	32	319	351	0	0	0	52	337	389
	Makpandu	2	-	0%	0	0	0	0	0	0	0	0	0	1	2	3	0	0	0	1	2	3
	Total	323	2	1%	11	8	19	6	7	13	3	3	6	33	321	354	-	-	-	53	339	392
CHAD	Juba	1	-	0%	-	-	-	-	-	-	-	-	-	-	1	1	-	-	-	-	1	1
	Gorom	1	-	0%	-	-	-	-	-	-	-	-	-	-	-	-	-	1	1	-	1	1
	Total	2	-	1%	-	-	-	-	-	-	-	-	-	-	-	-	-	1	1	-	2	2
CAMEROON	Juba	2	-	0%	-	-	-	-	-	-	-	-	-	-	2	2	-	-	-	-	2	2
	Makpandu	1	-	0%	-	-	-	-	-	-	-	-	-	-	1	1	-	-	-	-	1	1
	Total	3	-	0%	-	-	-	-	-	-	-	-	-	-	3	3	-	-	-	-	3	3
ERITREA	Juba	1,569	280	18%	83	110	193	31	28	59	1	3	4	432	1,261	1,693	5	49	54	552	1,451	2,003
	Makpandu	27	1	4%	-	4	4	-	2	2	-	1	1	2	24	26	1	1	2	3	32	35
	Total	1,596	281	18%	83	114	197	31	30	61	1	4	5	434	1,285	1,719	6	50	56	555	1,483	2,038
ETHIOPIA	Maban	1	-	0%	-	-	-	-	-	-	-	-	-	-	1	1	-	-	-	-	1	1
	Juba	225	41	18%	14	16	30	7	4	11	1	-	1	92	184	276	-	2	2	114	206	320
	Makpandu	5	-	0%	-	-	-	-	-	-	-	-	-	-	5	5	-	-	-	-	5	5
	Ajounj Thok	1	1	100%	-	1	1	-	1	1	-	-	-	2	2	4	-	-	-	2	4	6
	Total	232	42	18%	14	17	31	7	5	12	1	-	1	94	192	286	-	2	2	116	216	332
SOMALIA	Juba	29	1	3%	-	-	-	-	-	-	-	-	-	1	28	29	-	-	-	1	28	29
	Makpandu	1	-	0%	-	-	-	-	-	-	-	-	-	-	1	1	-	-	-	-	1	1
	Total	30	1	3%	-	-	-	-	-	-	-	-	-	1	29	30	-	-	-	1	29	30
SUDAN	Juba	7	-	0%	-	1	1	-	-	-	-	-	-	1	5	6	-	2	2	1	8	9
	Pamir	-	-	0%	-	-	-	-	-	-	-	-	-	-	2	2	-	-	-	-	2	2
	Total	7	-	0%	-	1	1	-	-	-	-	-	-	1	7	8	-	2	2	1	10	11
SYRIA UGANDA DRC	Juba	1	-	0%	-	-	-	-	-	-	-	-	-	-	1	1	-	-	-	-	1	1
	Juba	1	-	0%	-	-	-	-	-	-	-	-	-	-	1	1	-	-	-	-	1	1
	Juba	4	-	0%	2	-	2	-	-	-	-	-	-	1	4	5	-	-	-	3	4	7
	Total	6	-	0%	-	-	-	-	-	-	-	-	-	-	2	2	-	-	-	-	2	9
Grand Total		2,199	326	14.82%	108	140	248	44	42	86	5	7	12	563	1,839	2,402	6	55	61	726	2,084	2,817