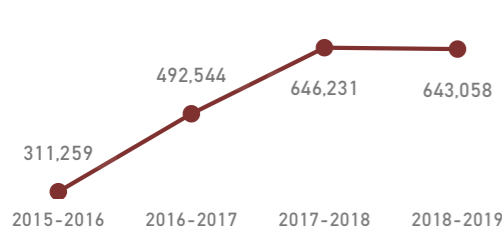


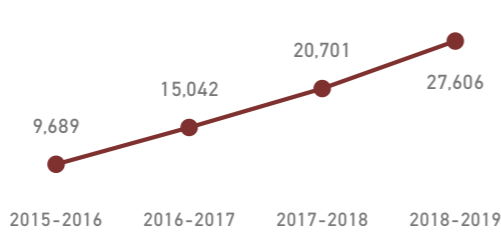


## STATISTICS OF EDUCATION OPPURTUNITIES PROVIDED TO SYRIAN STUDENTS UNDER TEMPORARY PROTECTION

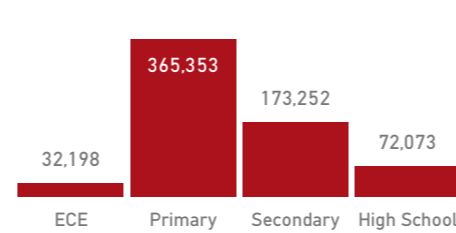
### Enrolment in Formal Education



### Enrolment in Higher Education



### Breakdown by Level of Education



## OBJECTIVE 1: INCREASE ACCESS TO FORMAL, NON-FORMAL AND INFORMAL EDUCATION PROGRAMMES

# 36,535

# of children enrolled in all forms of early childhood education

62% 38%

# 643,058

# of children enrolled in formal education

92%

# 10,275

# of children provided with accredited non-formal education

89%

# 3,235

# of students participating in higher education preparation programmes

57% 43%

# 2,225

# of students receiving higher education scholarships

72% 28%

# 2,079

# of adults enrolled in Turkish language programmes

97%

## OBJECTIVE 1: ADDRESSING ECONOMIC BARRIERS TO FACILITATE EDUCATIONAL PARTICIPATION

# 495,869

# of children benefiting from conditional cash transfer for education

100%

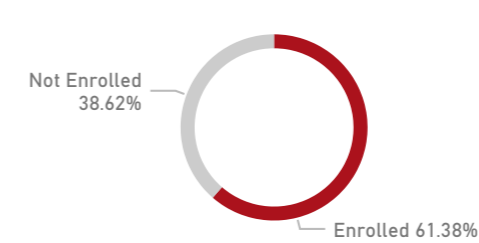
# 11,904

# of refugee children provided with transportation to school

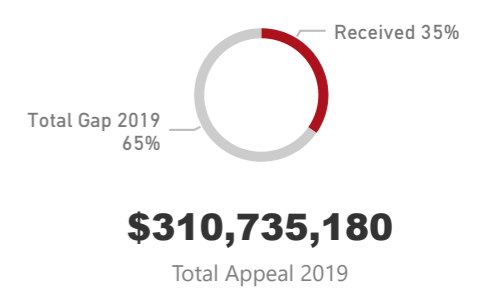
100%

## SECTOR STATISTICS

### Gross Enrolment Rate for Formal Education



### Education 3RP Funding Figures as of Q1



## OBJECTIVE 2: ENHANCE THE QUALITY OF EDUCATION OPPORTUNITIES

# 12,593

# of teachers and education personnel provided with incentives

97%

### SUPPORTING ACTIVITIES TO

### ENHANCE ACCESS TO EDUCATION AND IMPROVE EDUCATIONAL QUALITY

# 26,160

# of persons provided with information on education opportunities

Legend

● % of 3RP Progress ● % of Gap against 3RP Targets

Sources: MoNE, ActivityInfo, Education Sector